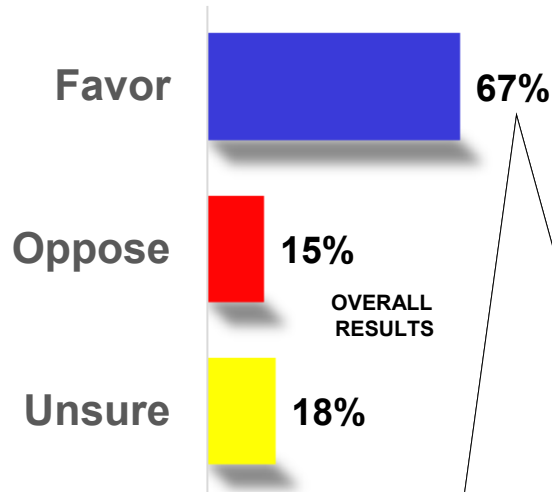


Ohio Public School Parent Survey Results: Most parents said they favor opening schools this fall for in-person classes, including some out of necessity

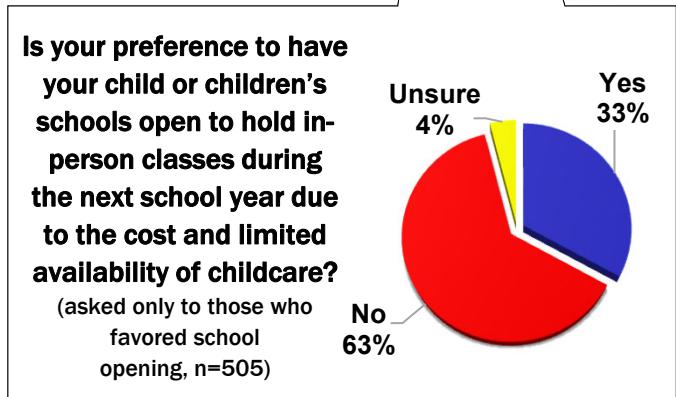
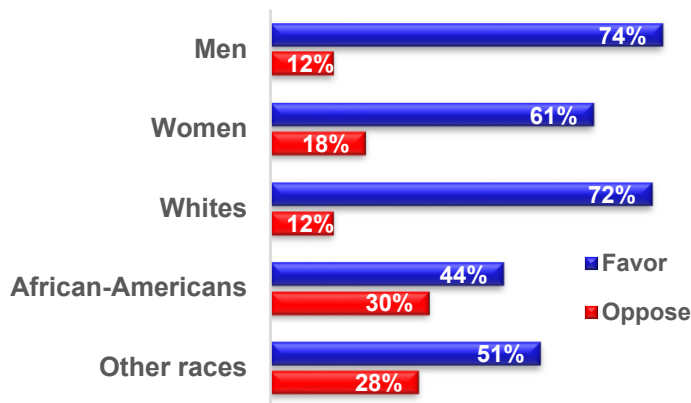
At the time the survey was taken, the notion of re-opening Ohio public schools for the upcoming school year was a highly popular one, with it garnering majorities among most demographic sub-groups in the study. Differences were observed by race and gender. Caution should be taken in considering these results, as opinions about this topic could be highly fluid and susceptible to changes in forecasts about the prevalence of the coronavirus. Moreover, this data should not be construed to mean that a commensurate amount of parents will send their children to school for in-person classes in the fall, as that is a different question. Notably, in a follow-up question to those who favored opening schools, one-third indicated that their preferences were due to childcare needs.

QUESTION WORDING:

At this time, do you favor or oppose having your child or children’s schools open to hold in-person classes during the next school year, which begins at the end of this summer?



SELECT SUB-GROUP RESULTS



METHODS: This survey research data was gathered through secure SMS text-based digital surveys among 752 randomly-selected Ohio registered voters who were public school parents with children expected to enroll in Ohio public schools for the school year beginning this fall. The surveys were performed during the period of June 17, 2020 through June 19, 2020. The overall estimated margin of sampling error is +/- 3.57 percent, based on a confidence level of 95 percent, although it varies for each individual question. This means that if this survey were repeated, 95 times out of 100 the results would be within plus or minus 3.57 percent of those provided herein. Adjustments were made to weight the results toward estimates of demographic and geographic characteristics of Ohio’s public school parent population among voters, in order to account for under- and over-sampling that normally occurs as a result of the random selection process, and to ensure that all major sub-groups are represented in proportion to their actual percentages. Like all polls, this survey research is subject to other possible sources of error, such as unintentional bias in the wording of questions, data-entry error and nonresponse bias. This survey was not funded or commissioned by any organization or committee. Permission is granted to share this information with any interested parties.

Previously-released Survey Results on Requiring Masks in Schools: <https://t2m.io/opNPe50X>