



# County Manager's Recommended Budget

2021-2022

Frankie Maness | County Manager

## Table of Contents

FY 2021-2022 Budget Calendar .....	2
Budget Message .....	3
Quick Highlights .....	4
Primary Government Services Fund .....	5
Revenues .....	5
Expenditures .....	7
Primary Government Services Fund Expenditures by Function .....	10
Primary Government Services Fund Expenditures by Department .....	11
Montgomery County Public Utilities .....	12
Water and Sewer Operations Fund .....	12
Water and Sewer Projects Fund .....	12
Fire Tax Districts .....	13
Other Funds .....	13
Property Tax Revaluation Fund .....	13
Federal Forfeitures & State Controlled Substance Fund .....	13
Fire Truck & Fire Support Fund .....	13
Court Facilities .....	13
Recreation Support .....	14
Haltiwanger Retreat Fund .....	14
Emergency Telephone System Fund .....	14
Emergency Management Performance Grant Fund .....	14
Child Support Incentives .....	14
Educational Facilities Maintenance Projects Fund .....	15
Educational Facilities Capital Projects Fund .....	15
Airport & County Projects Funds .....	15
Appendix A: Operating Funds Summary with Annual Comparison .....	16
Appendix B: Proposed Fee Schedule .....	17

## FY 2021-2022 Budget Calendar

---

March 9, 2021	Board of Commissioners Budget Retreat
April 30, 2021	Deadline for Departmental Requests to Budget Officer
May 18, 2021	Submission of Budget Message and Recommended Budget
May 26, 2021	Notice of Public Hearing Published in <i>Montgomery Herald</i>
June 1, 2021	Board of Commissioners Budget Work Session
June 15, 2021	Public Hearing & Budget Adoption



# Budget Message

May 18, 2021

Dear Commissioners:

I am pleased to submit to you the annual budget for the operation of services for Montgomery County in fiscal year 2021-2022. The County, state and nation appear to be on the backside of the most impactful pandemic in more than a century. Although the worst we believe is behind us, some lasting impacts will likely be felt in the coming year. Supply chains have seen disruptions, prices on goods and services have skyrocketed in some sectors and the job market is a tremendous challenge for employers.

Despite these challenges, there are signs of promise. The general economy appears to be surging and locally we are experiencing an uptick in development interest, particularly residential. Revenues supported by increased economic activity, such as the sales tax, are helping local governments with the fiscal recovery. Eagerness to return to a sense of normalcy in the coming year gives us reason to be optimistic, even if it's a new normal.

Speaking of new, for many of us, this is our first time around as legislators and administrators during the budgeting process for Montgomery County. My approach to this budget is seen as both a learning experience as well as a financial plan for the next year. Therefore, most initiatives will remain unchanged as they have served the County well in recent years, although a few tweaks are anticipated here and there.

Inasmuch, I'm confident that the FY 2021-2022 Budget, as proposed, continues to provide the high level of services that our citizens are accustomed to receiving and balances the current and future service demands placed on the County.

---

Sincerely,



Frankie Maness  
County Manager

## Quick Highlights

- The total of all operating budgets for FY 2021-2022 is \$40,452,600, a decrease of 2.75%.
  - The Primary Government Services Fund is estimated at \$34,419,800, a slight decrease of 1.48%
  - The Water and Sewer Operations Fund is estimated at \$4,090,000, an increase of 1.25%.
  - Other operating funds are decreased by \$628,800 or 9.44% in aggregate.
- The general tax rate for FY 2021-2022 is proposed to remain unchanged at \$0.615 per \$100 of valuation and one penny equals \$343,000.
- No change to water and sewer rates are proposed.
- A total of 217 full-time positions are included where anticipated payroll and benefits are over \$12.8 million.
- To support station improvements, the Wadeville Fire District Fund is proposed with a tax rate change from \$0.01 to \$0.025.
- Expenditures for both Montgomery County Schools (\$5,598,000) and Montgomery Community College (\$816,000) are each met as requested in the proposed budget.
- Employee salaries and applicable pay ranges are recommended for a 1.4% Cost of Living Adjustment (COLA) based on the Consumer Price Index (CPI-U). Appropriations to support additional employee pay adjustments based on a system of performance evaluation and to begin a pay and classification study are also included. These initial efforts are to establish a system of compensation that will help support the County to become an employer of choice.
- Mandatory employer contribution rate increases for participation in the Local Government Employees' Retirement System (LERS) will result in additional expenditures of approximately \$110,000.
- Census 2020 population estimates are unknown at this time but are expected to be released in August. Population estimates are critical in the calculation of some impactful revenues.
- The American Rescue Plan Act of 2021 will provide \$350 billion in funds for states and local governments across the country where Montgomery County is estimated to receive \$5.2 million. The US Department of Treasury is expected to provide guidance on the use of the funds and, in all likelihood, the funds will carry over into multiple fiscal years. As a result, there are no appropriations from the American Rescue Plan included in the proposed budget for FY 2021-2022.





## Primary Government Services Fund

The Primary Government Services Fund is the largest operating fund for the County. In FY 2021-2022, the total budget for the Primary Government Services Fund is estimated at \$34,419,800, a slight decrease of 1.48% from the current year. Almost all services associated with the County are either found within the Primary Government Services Fund or are otherwise connected. The notable exception would be the Water and Sewer Operations Fund.

### Revenues

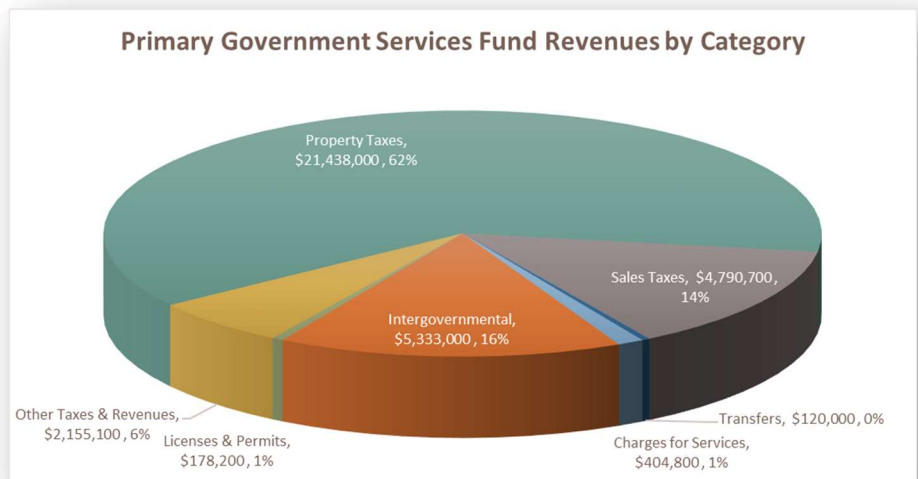
Primary Government Services Fund revenues are divisible into categories as outlined in the graphic below. Like most counties, Montgomery County is highly dependent on the taxation of property to support operations.

**Charges for Services:** Revenues from services afforded by various County departments such as Health Services, detention center operations and Register of Deeds (\$185,000) fall into this category. Revenues are anticipated to increase slightly, about 2.28%, to \$404,800 and would include minor adjustments to the fee schedule. ([See Appendix A: Proposed Fee Schedule](#))

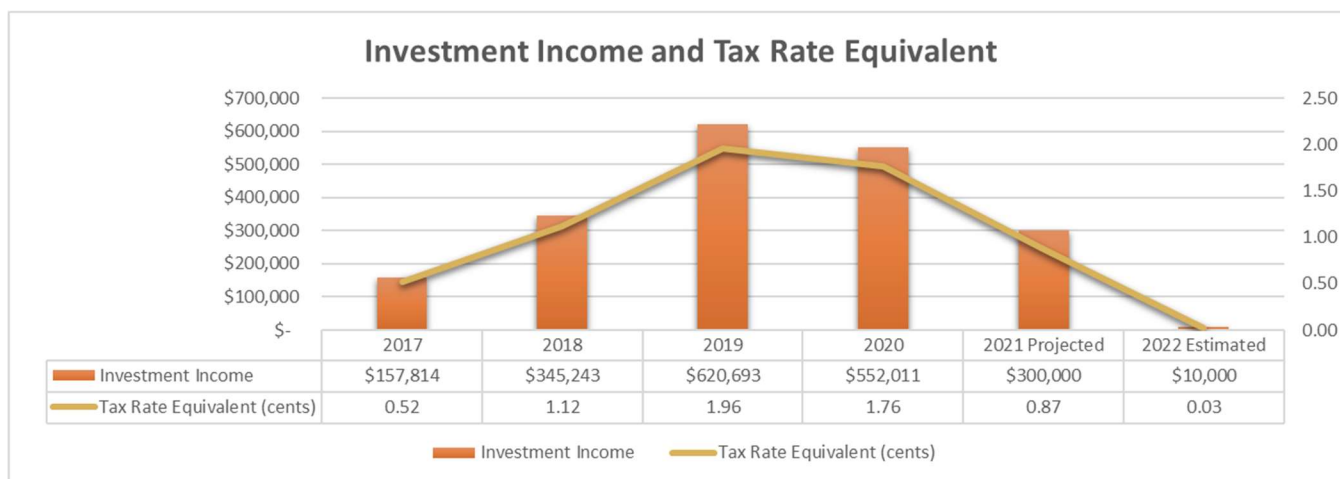
**Intergovernmental:** Sources of intergovernmental revenue can be found in several Federal, state and local programs. Most revenue in this category supports the health and human service functions of the County. Intergovernmental revenues are the second largest source of income for the County where estimates predict an increase of 4.6% over the current year.

**Licenses & Permits:** Inspection fees (\$120,000) and weapon permits are the most significant sources of revenue under the Licenses and Permits category. Inspection fees are expected to increase by 9% in the coming year due to the aforementioned uptick in development. All fees in this category are recommended to remain constant with the exception of a single Planning and Zoning related fee for onsite zoning permit inspections.

**Other Taxes and Revenues:** Taxes other than property and sales taxes include the Local Occupancy Tax (\$80,000), Video Programming Taxes (\$15,000), Beer & Wine Excise Tax (\$80,000), ABC Bottle Tax (\$5,000) and Solid Waste and Scrap Tire Disposal Taxes (\$52,000). When other non-tax receipts cannot be placed into a specific category, they find a home in this revenue category as well. Income associated with the franchise agreement with Uwharrie Environmental (\$1,814,500) accounts for most all of the total revenue in this category. A notable revenue in this category that deserves mention is the investment earnings on the management of the County's idle funds. Current interest rates have seen returns plummet from over



\$620,000 in 2019 to an estimated \$10,000 for the upcoming fiscal year. The graphic below outlines the receipts from recent years and also demonstrates how much that income is if converted to a property tax rate. Overall receipts for the category are expected to decline by approximately \$200,000 or 8.5%.



**Property Taxes:** Officially known as Ad Valorem Taxes, property taxes make up about 62% of all Primary Government Services Fund Revenues for FY 2021-2022, or about \$21,438,000, which is an increase of about 0.45%. The County has a total taxable base of approximately \$3.5 billion dollars and each penny on the tax rate yields around \$343,000. The tax rate for FY 2021-2022 is proposed to remain unchanged at \$0.615 per \$100 of valuation. Important considerations regarding property tax for the upcoming year include:

### Sales Tax Articles

**Article 39, 1%** – Distributed by point of sale, Article 39 is the purest form of the Sales Tax. Any sale that occurs in the County will result in the Article 39 portion returning to the County.

**Article 40, .5%** – Article 40 taxes are pooled from across the state and distributed based upon the County’s population in relation to the state population total.

**Article 42, .5%** – distributed on a point of sale basis. A portion of the “food tax” is also included in Article 42.

**Article 46, .25%** – An additional 0.25% local sales and use tax on transactions

- The County’s largest taxpayer, Cube Yarkin, has appealed their tax valuation to the State Property Tax Commission. It is estimated that \$32 million in tax base to the County is in question and nearly \$8 million in the Badin Lake Fire Tax District. The proposed budget assumes the tax valuation remains unchanged.

- Part of the property tax levy is designated specifically for education capital projects and maintenance. A total of \$0.05 is set aside for these purposes with \$0.04 (\$1,412,500) dedicated to capital projects and \$0.01 (\$353,125) for maintenance projects.

**Sales Taxes:** Four different sales taxes, referred to as “Articles” make up the total sales tax revenue for the County. Taxes on goods and services are collected by the State and distributed to the County depending on the particular Article. Most of the receipts are then shared with the municipalities in the County (Towns receive their portion directly from the State). For Montgomery County, population or “per capita” is the primary variable in determining how receipts are divided up within the County, thus making results of the 2020 Census very important to all local governments in the County. Obviously the general economy affects sales tax revenue and as a result of an improved economy, sales tax receipts are

anticipated to increase for FY 2021-2022 by \$790,700 or 19.77%. It should be noted that the pandemic caused great uncertainty in sales tax receipts for the current year and Montgomery County made the appropriate conservative estimates, thus explaining the seemingly major increase in revenue.

**Transfers:** The County maintains several funds and occasionally transfers among them to support particular programs or initiatives. In FY 2021-2022, funds from the Emergency Telephone System Fund (\$20,000) and the Court Facilities Fund (\$30,000) are proposed to support operations; and a transfer from the Primary Government Services Fund's retained earnings (\$70,000) is included for contingency purposes.

## Expenditures

In keeping with the Local Government Budget and Fiscal Control Act's requirements of a balanced budget, Primary Government Services Fund expenditures are being presented at \$34,419,800, the same slight decrease of 1.48% from the current year. Like revenues, expenditures in the Primary Government Services Fund are divisible into categories known as functions. Functions are further divisible into departments and will ultimately be presented as such when we adopt a Budget Ordinance in June.

**General Government:** Departments that provide for the governance, general administration and support of County operations are found within the General Government function. Notable expenditures for the upcoming fiscal year include: Register of Deeds indexing (\$7,100); website, email and network improvements (\$60,000); building improvements delayed from FY 2020-2021 (\$450,000); and additional support to the Brutonville and Highland Gym associations (\$20,000). Expenditures that total \$5,066,700 are proposed as well as maintaining the existing staffing levels.

**Transportation:** In terms of expenditures, the County's Transportation function is the smallest of all functions in the Primary Government Services Fund. Transportation expenditures include maintenance of the County Airport (\$30,600) and transportation assistance through the Regional Coordinated Area Transportation System, RCATS (\$165,200). The County does not maintain roadways and there are no employees dedicated to transportation.

**Public Safety:** In contrast to transportation, Public Safety has one of the largest operating budgets. Notable expenditures for FY 2021-2022 include vehicle replacements in the Sheriff's Office and Rescue Squad; radio purchases for Emergency Management (\$9,800) and appropriations to support a contract renewal with First Health for EMS services (\$1,731,265). Total Public Safety Expenditures are \$7,815,200 and supports 77 full-time employees and numerous volunteers. Additional public safety expenditures can be found in the Fire Truck & Fire Support Fund discussed later in this document.

**Human Services:** Like Public Safety, Human Services is one of the larger functions with a very similar annual operating budget and nearly 90 full time equivalent personnel. Almost all Health Department and Social Services activities are accounted for in the departments listed to the right.

Human Services Departmental Expenditures	
Health Services	\$509,900
Communicable Disease	\$160,300
Public Health Emergency Planning	\$31,600
Health Promotion	\$55,500
WIC	\$185,000
Child Health	\$242,500
Maternal Health	\$253,500
Adult Health	\$185,900
Family Planning	\$292,000
Environmental Health	\$179,800
Care Coordination 4 Children	\$102,700
Pregnancy Care Management	\$102,900
Infant Mortality Risk Reduction	\$63,500
Infant Well Being	\$15,000
Mental Health	\$60,800
Home & Community Care (HCCBG)	\$432,900
Senior Center	\$35,000
Council on Aging	\$15,100
Social Services	\$3,781,400
Social Services-Restricted	\$423,000
Social Services-Special Services	\$548,500
	<b>\$7,676,800</b>



**Environmental:** Solid Waste Convenience Site operations, Soil and Water Conservation and Forestry Management make up the Environmental function. Convenience site operations are expected to increase by approximately \$45,000 where it is proposed that salary adjustments be made for part time attendants to ensure a minimum pay rate of \$9.00 per hour.

**Education:** The greatest expenditure by function for the County is in support of local education where appropriations are recommended at \$8,475,600 in the Primary Government Services Fund. Expenditure requests for both Montgomery County Schools (\$5,598,000) and Montgomery Community College (\$816,000) are each met as requested in the proposed budget. In addition, transfers to the Educational Facilities Maintenance Projects Fund (\$670,100) and Educational Facilities Capital Projects Fund (\$1,391,500) are also included. Some expenditures in the debt service category are for educational facilities and FY 2021-2022 will also see the first payment for the Montgomery Central High School Project (\$2,529,129). The initial payment for the Montgomery Central High School Project is actually included in a separate fund and discussed later in this document.

**Economic & Physical Development:** Planning and Zoning (\$118,500), Economic Development (\$219,300) and Cooperative Extension (\$261,800) form the Economic and Physical Development function for the County.

Among all the expenditure functions within the Primary Government Services Fund, the proposed budget envisions the Economic and Physical Development function as seeing the most modification in the coming year. Current development pressures, particularly in the western portions of the County, are requiring that we give more consideration to current and future planning

---

*Industrial properties are only 7% of the total real value of property in Montgomery County. In comparison, properties exempt from taxation are nearly double at 13.6%.*

---

efforts. Accordingly, the proposed budget calls for the transition from contracted planning services to staff planning. Economic Development efforts are to increase dramatically with appropriations proposed to afford a position to assist in business recruitment, retention and overall efforts in promoting the County for commercial, industrial and tourism development. This position is envisioned to support our TDA as well.

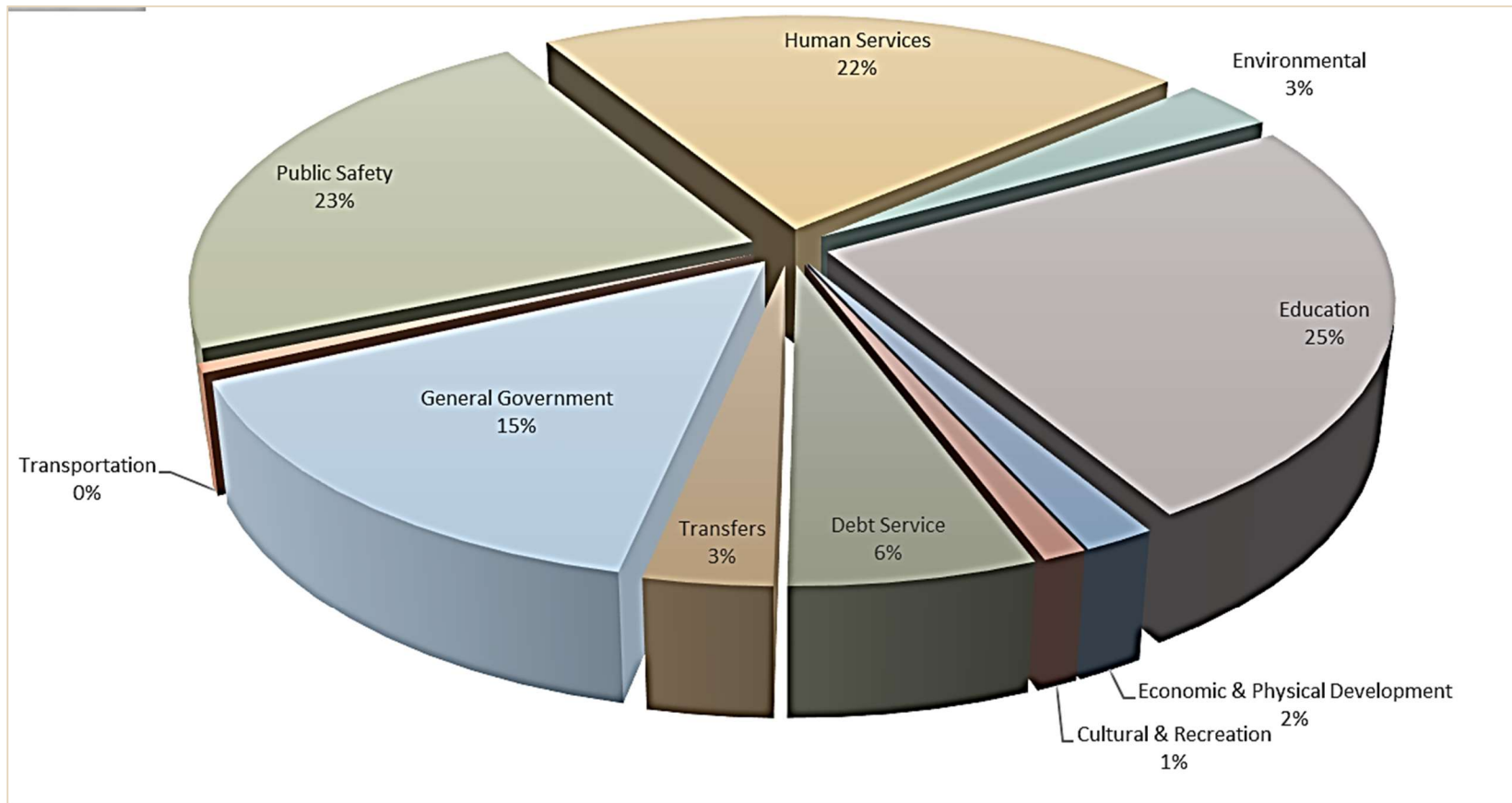
**Cultural & Recreation:** Libraries make up the entirety of the Cultural & Recreation function with appropriations that total \$364,700. Personnel costs represent most of the expenditures for the department at \$292,800, followed by the purchase of materials (\$25,800) and participation in the Sandhills Regional Library System (\$11,000).

**Debt Service:** Loan payments and other debt service related costs in the Primary Government Services Fund for the upcoming year total \$2,051,100 with \$219,500 of that for interest charges. As previously mentioned and discussed later in this document, the repayment requirements for the Montgomery Central High School project are included in the Educational Facilities Capital Projects Fund. Projects that have outstanding debt and their 2021-2022 payment requirements are:

- 2012 School Improvements, Principal: \$208,836; Interest: \$61,544
- Green Ridge Elementary, Principal: \$975,766; Interest: \$95,034
- Detention Center, Principal: \$643,455; Interest: \$62,883

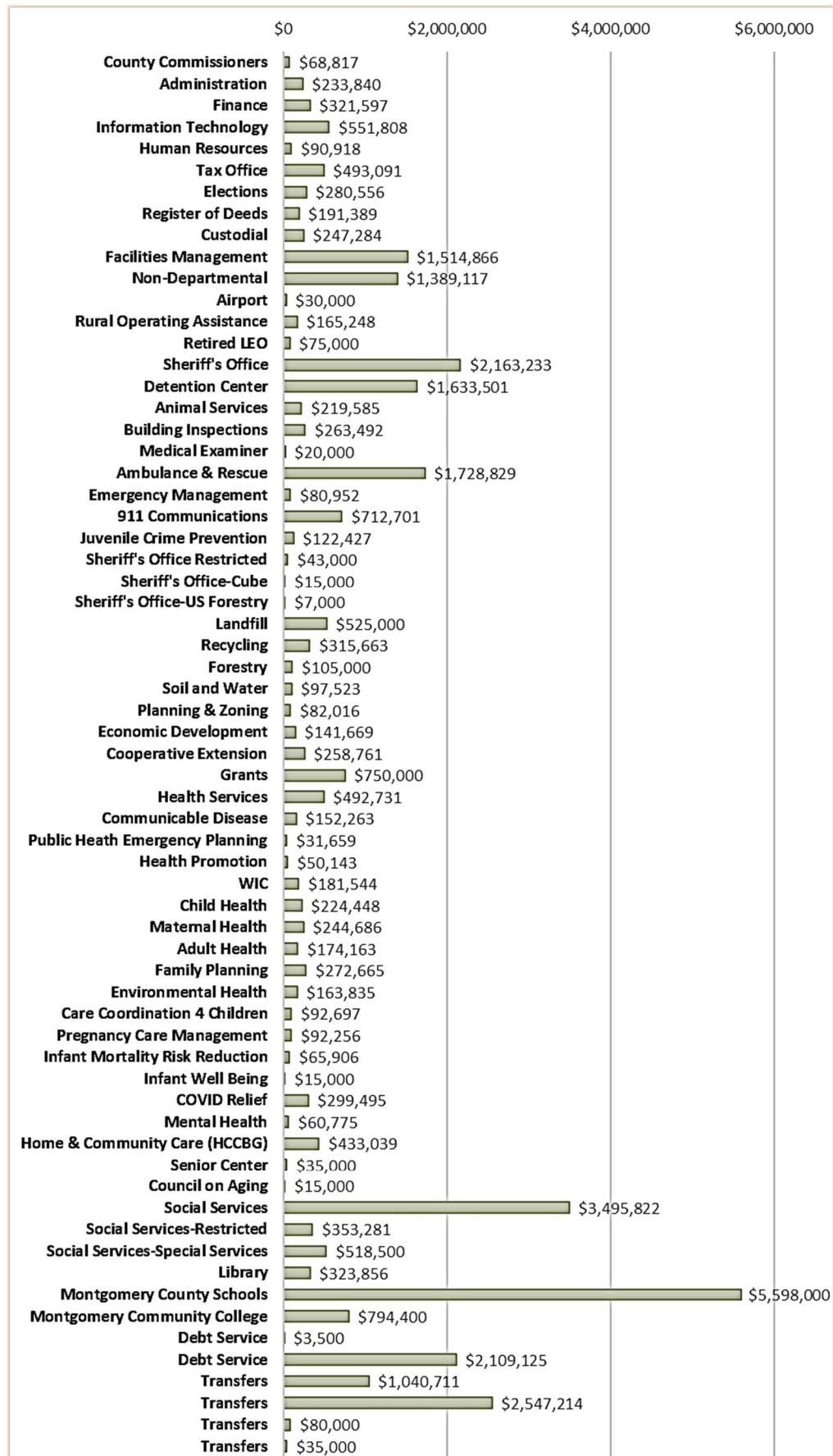
**Transfers:** The final function in the Primary Government Services Fund is the transfer out of monies to support other funds and initiatives. Transfers total \$1,062,300 and each of the recipient funds are discussed in the “Other Funds” section of this document.

## Primary Government Services Fund Expenditures by Function



General Government	\$5,066,700
Transportation	\$195,800
Public Safety	\$7,815,200
Human Services	\$7,676,800
Environmental	\$1,112,000
Education	\$8,475,600
Economic & Physical Development	\$599,600
Cultural & Recreation	\$364,700
Debt Service	\$2,051,100
Transfers	\$1,062,300
<b>Grand Total</b>	<b>\$34,419,800</b>

## Primary Government Services Fund Expenditures by Department



## Montgomery County Public Utilities

### Water and Sewer Operations Fund

In Fiscal Year 2021-2022, it is estimated that the County's utility enterprise will require a total budget of \$4,090,000, an increase over \$50,400 from the current year, or 1.25%. Unlike the Primary Government Services Fund where services are supported by non-exchange transactions, the Water and Sewer Operations Fund relies on charges for services rendered to particular users based on the amount of service received, in this case the volume of water used.

Revenues from the aforementioned user fees in the fund show signs of modest gains from sales and therefore no change to rates are proposed. Direct sales to customers of Montgomery County Public Utilities are the largest source of revenue for the fund at \$2,457,000, followed by bulk sales to other water systems (\$1,429,000). Like the Primary Government Services Fund, investment returns in the fund will continue to lag as interest rates are at historic lows. Next year it is anticipated that \$10,000 in investment returns will be realized, down from over \$100,000 just 2 years ago.

Expenditures, also totaling \$4,090,000, are led by debt service payments (\$924,600), followed closely by employee salary and benefits (\$883,000) that support 15 full-time positions and various part-time employees. Other major expenditures include chemicals (\$300,000), utilities (\$275,000) and contracted services (\$212,000). A transfer to the Water and Sewer Projects Fund of \$300,000 is also included.

### Water and Sewer Projects Fund

As the name implies, the County has several active projects within the Water and Sewer Projects Fund. Below is a summary of ongoing projects:

Asset Inventory and Assessment	\$350,000
Chemical Feed System Rehabilitation	\$600,000
Booster Pump Stations #1 & #2	\$2,100,000
Fairway Shores Water Main Replacement	\$1,525,000
Livingston Point Improvements	\$300,000
Mt. Gilead Merger Study	\$50,000
Raw Water Pump Station Improvements	\$1,750,000
Waterline Relocation & Improvements	\$175,000
<b>TOTAL:</b>	<b>\$6,850,000</b>



## Fire Tax Districts

The Board of Commissioners levies a property tax on behalf of 3 fire tax districts, Badin Lake, Lake Tillery and Wadeville. Only the Wadeville Fire District has proposed a change in the tax rate. The proposed change would yield approximately \$31,300 in additional revenue to support building and building safety upgrades. Below is a summary of the districts:

	<b>Tax Base</b>	<b>Current Rate</b>	<b>Proposed Rate</b>	<b>Proposed Levy</b>
<i>Badin Lake</i>	\$787,622,103	\$0.055	\$0.055	\$433,192
<i>Lake Tillery</i>	\$583,222,510	\$0.040	\$0.040	\$233,289
<i>Wadeville</i>	\$208,185,067	\$0.010	\$0.025	\$52,046

## Other Funds

### Property Tax Revaluation Fund

While another reappraisal of property is several years away, the NC General Statutes require that counties establish a special reserve fund to pay for the next reappraisal and contribute to the fund annually. In FY 2021-2022, an appropriation of \$100,000 is made in the Primary Government Services Fund and will be transferred to the Property Tax Revaluation Fund.

### Federal Forfeitures & State Controlled Substance Fund

In some law enforcement cases, the County may receive seized or forfeited property through various State and Federal programs. Depending on the program, seized assets may become a resource for local schools while other programs, particularly through the US Department of Justice, may become resources the County can use for certain uses generally related to law enforcement. A nominal appropriation of \$6,000 is proposed.

### Fire Truck & Fire Support Fund

The County maintains a fund to support countywide firefighting efforts by giving direct financial aid to our 10 volunteer departments as well as purchasing trucks for placement/replacement in each of the stations. In FY 2021-2022, an appropriation and transfer from the Primary Government Services Fund in the amount of \$650,000 is proposed. Each of the 10 departments will receive \$35,000 and the balance of the funds (\$300,000) will be retained in the fund for future firefighting purposes.

### Court Facilities

The NC Courts assess fees against criminal defendants and others to help offset costs associated with the court system. The County receives a portion of these fees to assist in the costs of maintaining court facilities. In FY 2021-2022, the County is expected to receive \$42,000, most of which will be transferred to the Primary Government Services Fund. Utilities and custodial services are provided for in the Primary Government Services Fund as well.

## Recreation Support

In FY 2021-2022, it is expected that the County will receive approximately \$97,300 in recreational support funds pursuant to the landfill franchise agreement. The County has employed a mix of approaches in allocating these funds in recent years, with appropriations going to various sports teams, leagues and municipal efforts. In an effort to maximize the use of available funding, a more consistent approach is recommended going forward.

Municipalities in Montgomery County provide the overwhelming majority of recreational facilities and programs to our citizens, whether town residents or not. Accordingly, it is proposed to reinstate annual contributions to each of the 5 municipalities to provide support to “enhance” their facilities and programs. One potential way to divide the funds among the towns would be a fixed appropriation of for example \$10,000 each, plus a portion of the remaining balance of the funds based on relative population among the 5 towns. This may be employed using the entire \$97,300 or portions thereof. A formula of this nature would balance facility/capital and programming costs and provide some predictability in revenue for those that have the ability to provide the greatest impact to our citizens.

$$\text{Town Contribution} = \$10,000 + [(\$TBD - \$50,000) * (\frac{\text{population}}{\text{total town population}})]$$

## Haltiwanger Retreat Fund

Gifted to the County by Pfeiffer University, the Haltiwanger Retreat properties are managed through the Haltiwanger Retreat Fund. The Fund now primarily serves to provide maintenance for the properties and if still owned by the County in FY 2021-2022, an appropriation of \$16,000 is estimated to be needed. This expenditure is supported only by retained earnings in the fund. There are no revenues anticipated outside of a potential sale.

## Emergency Telephone System Fund

Serving as a Public Safety Answering Point (PSAP), the County is eligible to receive funds collected and administered by the NC 911 Board. Those funds are limited to certain expenditures that support the 911 Communications Center and the County is expected to receive \$156,400 in revenue in the coming year. Major expenditures include telecommunications services (\$46,500), equipment maintenance (\$28,000) and software and licensing (\$35,000).

## Emergency Management Performance Grant Fund

The State and Federal Government provide funding under the Emergency Management Performance Grant Program to assist in all-hazards emergency management and preparedness activities. The County expects to receive approximately \$40,000 in FY 2021-2022 and will use the funds for education, supplies, equipment and related expenditures.

## Child Support Incentives

Each year, the Federal government awards incentive money to the states based on their comparative performance meeting certain metrics. North Carolina then awards counties a portion of the money based on performance on those metrics versus other counties. Funds are used to improve the effectiveness of the child

support program. Expenditures include attorney's fees, IT needs, office supplies and training. The County is expected to receive about \$30,600 next year.

### Educational Facilities Maintenance Projects Fund

Supported by a 1¢ property tax levy and proceeds from the Article 46 Local Option Sales Tax net of debt service, the Educational Facilities Maintenance Projects Fund supports projects necessary for the proper maintenance of facilities for Montgomery Community College and Montgomery County Schools. Montgomery Community College has a proposed expenditure of \$169,800 for equipment (\$50,300) and building systems upgrades (\$119,500).

### Educational Facilities Capital Projects Fund

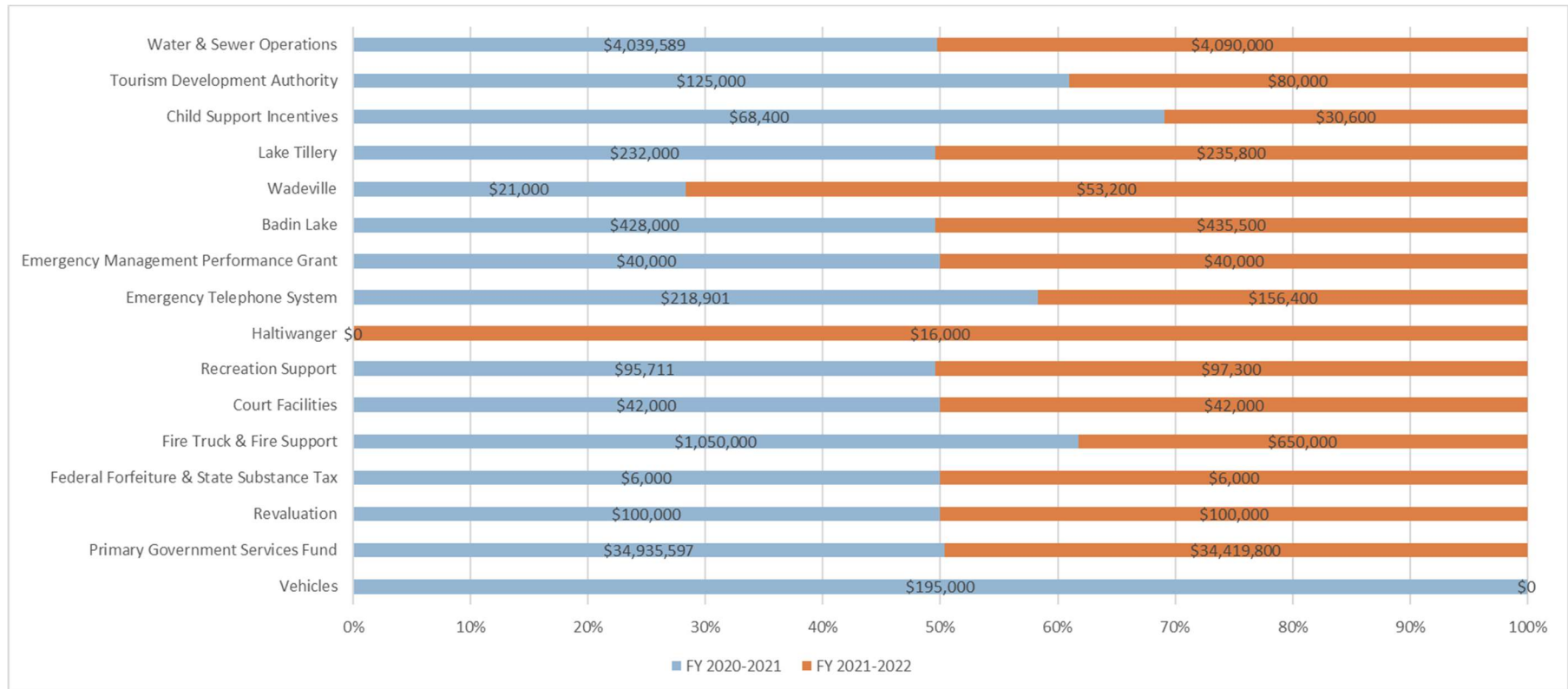
A property tax levy of 4¢ is expected to generate \$1,391,500 in support for the Education Facilities Capital Projects Fund. The levy actually takes place in the [Primary Government Services Fund](#) and then transferred. In the coming year, the Educational Facilities Capital Projects Fund will begin to serve somewhat as a sinking fund as it will be used to satisfy debt payments on the Montgomery Central High School Project (\$2,529,129) until 2026 when other debt expires.



### Airport & County Projects Funds

The County maintains a fund for both airport projects and general county projects. No new expenditures are proposed within the funds at this time, but a rainy day allocation from the [Primary Government Services Fund](#) of \$100,000 for future projects is proposed for the County Project Fund in 2021-2022. While no new expenditures are proposed, there are ongoing projects such as the Airport Layout Plan and land acquisition at the airport, as well as the Food Pantry project. For the future we should be mindful that the new Airport Layout Plan will outline projects and other major capital projects, such as the courthouse, should become a topic of conversation.

## Appendix A: Operating Funds Summary with Annual Comparison



## Appendix B: Proposed Fee Schedule

ALL DEPARTMENTS *		FY 21-22	Current
CD-ROM (computer CD, database CD), each		\$10.00	\$10.00
Copy fee, per page for adults: normal letter size (photocopies and computer printouts)		\$0.25	\$0.25
Copy fee, per page for students**: normal letter size (photocopies and computer printouts)		\$0.15	\$0.15
Copy fee, per page for adults: double-sided, legal, & oversize copies (photocopies and computer printouts)		\$0.30	\$0.30
Copy fee, per page for students**: double-sided, legal, & oversize copies (photocopies and computer printouts)		\$0.20	\$0.20
Fax transmission (sending or receiving), first page (local)		\$1.00	\$1.00
Fax transmission (sending or receiving), each additional page (local)		\$0.50	\$0.50
Fax transmission (sending or receiving), first page (non-local)		\$2.50	\$2.50
Fax transmission (sending or receiving), each additional page (non-local)		\$1.00	\$1.00
Fee for NSF (non-sufficient funds) payment		\$25.00	\$25.00
<i>* Note: apply copy fee to any and all pages for recipient (including copies of ordinances, investigation/incident reports, lists, printouts, etc.)</i>			
<i>** Note: student rate applies to elementary, junior high, and high school age persons</i>			
<b>ANIMAL SERVICES</b>			
Animal Adoption: (flat rate)		\$35.00	\$35.00
Animal Housing, per day (stray, dog bite, etc.)		\$3.00	\$3.00
Animal Pickup-violation of Montgomery County Ordinance (N.C.G.S. 67-4.1) during working hours:		\$35.00	\$35.00
Animal Pickup-violation of Montgomery County Ordinance (N.C.G.S. 67-4.1) after hours:		\$65.00	\$65.00
Dog Bite Quarantine – days + pickup (N.C.G.S. 67-4.1):		\$95.00	\$95.00
Set cage at the same residence more than once: \$ 10.00/ after hours:		\$15.00	\$15.00
Violation of Montgomery County Dangerous Animal Ordinance-Failure to Contain (with animal pickup):		\$250.00	\$250.00
Violation of Montgomery County Nuisance Ordinance (no animal pickup):		\$50.00	\$50.00
Violation of Montgomery County Nuisance Ordinance (with animal pickup):		\$60.00	\$60.00
Rescue Pull Fee		\$25.00	
<b>BUILDING INSPECTIONS</b>			
<b>A. Building Permits (does not include, unless otherwise listed, trade permits): *</b>			
<i>minimum fee for building permit</i>		\$50.00	\$50.00
<i>1. Residential (new construction, additions, decks, and remodel)</i>			
Residential (per square foot)		\$0.30	\$0.30
Residential Handicap Ramp		no charge	no charge



<b>2. Modular Homes (does not include decks, porches, or basements-finished or unfinished)</b>			
Modular Homes, Residential Use (includes all trade permits)		\$500.00	\$500.00
Modular Homes, Commercial Use (does not include trade permits)		\$500.00	\$500.00
<b>BUILDING INSPECTIONS (continued from previous page)</b>			
<b>A. Building Permits (continued from previous page):</b>			
<b>3. Commercial (new construction and additions - does not include trade permits - per square foot of total gross building floor area)</b>			
Commercial - Residential, Assembly, Educational, & institutional (per square foot)		\$0.30	\$0.30
Commercial - Retail: Business & Mercantile (per square foot)		\$0.20	\$0.20
Commercial - Factory/Industrial, Hazardous, Storage, & Utility (per square foot)		\$0.10	\$0.10
4. Swimming Pool (includes electrical)		\$100.00	\$100.00
5. Move Building Permit - (does not include mobile homes - includes all trade permits - per square foot)		\$0.30	\$0.30
6. Commercial renovation, remodel, or up-fit (does not include trade permits - based on cost of each project)		\$0.004	\$0.004
<i>* Note-an engineered set of plans is required for any prefabricated metal building &amp; appendix B is required for any commercial project</i>			
<b>B. Mobile Home Permits (Initial Set-Up):</b>			
1. Singlewide Homes (includes all trade permits and attached porches, stoops, and decks installed with set-up)		\$200.00	\$200.00
2. Doublewide Homes (includes all trade permits and attached porches, stoops, and decks installed with set-up)		\$250.00	\$250.00
3. Triplewide Homes (includes all trade permits and attached porches, stoops, and decks installed with set-up)		\$300.00	\$300.00
<b>C. Electrical Permits:</b>			
1. Residential (new construction)		\$100.00	\$100.00
2. Residential (remodel/addition)		\$75.00	\$75.00
3. Commercial, fee per panel		\$100.00	\$100.00
4. Solar Panel Array -- usually a set of roof-mounted units		\$150.00	\$150.00
5. Photovoltaic Facility (Solar Farm), fee per megawatt (includes building and electrical permits)		\$800.00	\$800.00
6. Farm Service, fee per service (maximum of 100 amp service allowed)		\$75.00	\$75.00
7. 90 day Temporary Power, fee per service		\$100.00	\$100.00
8. Residential Reconnect Inspection/Move Service, Upgrade Service, and Generator Installation, fee per service		\$50.00	\$50.00
9. Commercial Reconnect Inspection/Move Service, Upgrade Service, and Generator Installation, fee per service		\$100.00	\$100.00
10. Temporary Construction Pole		\$50.00	\$50.00
<b>D. Plumbing Permits:</b>			
1. Residential (new construction)		\$100.00	\$100.00
2. Residential (remodel/addition)		\$75.00	\$75.00
3. Commercial (no longer a fee per fixture)		\$100.00	\$100.00
4. Water or sewer service line (separate fee for each)		\$50.00	\$50.00

5. Sewer tank and pump		\$50.00	\$50.00
6. Fire Suppression Sprinkler System, fee per system		\$50.00	\$50.00
7. Temporary Construction Hydrant		\$50.00	\$50.00
<b>BUILDING INSPECTIONS (continued from previous page)</b>			
<b><u>E. Heating &amp; Air Conditioning Permits:</u></b>			
1. Residential (new construction)		\$100.00	\$100.00
2. Residential (replacement: unit or ductwork or both)		\$75.00	\$75.00
3. Commercial, fee per independent system		\$100.00	\$100.00
4. Geothermal System		\$100.00	\$100.00
5. Change of Duct Work ONLY		\$50.00	\$50.00
<b><u>F. Insulation Permits:</u></b>			
1. Residential		\$50.00	\$50.00
2. Commercial Residential, fee per unit		\$50.00	\$50.00
3. All other		\$100.00	\$100.00
<b><u>G. Piers, Bulkheads and Waterway Structures (all structures):</u></b>		\$100.00	\$100.00
<b><u>H. Fire Inspections:</u></b>			
1. Fire Inspection (includes one re-inspection for violations)		\$100.00	\$100.00
2. ABC Permit Inspection (ABC requires both Fire and Building Inspection)		\$150.00	\$150.00
3. <i>Administrative Fees</i>			
Certificate for change in name or type of occupancy (plus site visit)		\$25.00	\$25.00
Certified Report Fee		\$5.00	\$5.00
Plan Review Fee-charged for all plans submitted, per square foot (minimum \$25/maximum \$250)		\$0.01	\$0.01
SOT Equipment or Supplies expended cost		event-specific	event-specific
SOT Personnel Response cost		event-specific	event-specific
SOT Truck Response, per hour		\$100.00	\$100.00
4. <i>Construction permits as required by the North Carolina Fire Prevention Code</i>			
Automatic Fire Extinguishing Systems		\$100.00	\$100.00
Hood Suppression System		\$50.00	\$50.00
Compressed Gases		\$100.00	\$100.00
Fire Alarm and Detection Systems and Related Equipment		\$100.00	\$100.00
Fire Pumps and Related Equipment		\$100.00	\$100.00
Flammable and Combustible Liquids		\$150.00	\$150.00
Hazardous materials		\$200.00	\$200.00
Industrial Ovens		\$100.00	\$100.00
Private Fire Hydrants		\$100.00	\$100.00
Spraying or Dipping		\$100.00	\$100.00
Standpipe System		\$100.00	\$100.00
Temporary Membrane Structures, Tents, and Canopies		\$50.00	\$50.00

<b>BUILDING INSPECTIONS (continued from previous page)</b>			
<b>H. Fire Inspections: (continued from previous page)</b>			
<i>5. Operational permits as required by the North Carolina Fire Prevention Code</i>			
Amusement Buildings		\$50.00	\$50.00
Carnivals and Fairs		\$50.00	\$50.00
Combustible Dust Producing Operations		\$100.00	\$100.00
Covered Mall Buildings		\$100.00	\$100.00
Exhibits and Trade Shows		\$100.00	\$100.00
Explosives (including fireworks)		\$150.00	\$150.00
Flammable and Combustible Liquids		\$100.00	\$100.00
Fumigation and Thermal Insecticide Fogging		\$100.00	\$100.00
Liquid or Gas-Fueled Vehicles or Equipment in Assembly Buildings		\$100.00	\$100.00
Private Fire Hydrants		\$100.00	\$100.00
Pyrotechnic Special Effects Materials		\$150.00	\$150.00
Spraying or Dipping		\$100.00	\$100.00
Temporary Membrane Structures, Tents, and Canopies (each)		\$50.00	\$50.00
<b>I. Other Fees:</b>			
Change of Use Permit		\$100.00	\$100.00
Commercial Re-roof (non-structural)		\$100.00	\$100.00
Condemnation Inspection (per residence – upon written request)		\$100.00	\$100.00
Consultation Site Visit (no charge for first trip)		\$50.00	\$50.00
Daycare Inspection		\$50.00	\$50.00
Demolition Permit		\$100.00	\$100.00
Elevator		\$100.00	\$100.00
Expired Permits, up to \$100.00		cost of permit	cost of permit
Failure to Obtain Final Permit (after Temp. Occupancy Cert), fee per permit		\$100.00	\$100.00
Foster home (No charge per Board of County Commissioners in March 2001)		no charge	no charge
Gas Line or Gas Logs		\$50.00	\$50.00
Gas Tank Removal, fee per tank		\$50.00	\$50.00
Home Recovery Fee (per applicable permit or structure)		\$10.00	\$10.00
Nursing/Group Homes		\$50.00	\$50.00
Penalty fee per permit not obtained (must still obtain permit)		\$100.00	\$100.00
Re-Inspections: for each trip due to code violations, building locked, wrong information, work not complete, etc.		\$50.00	\$50.00
Restaurant Hood, <b>see listing under H. Fire Inspections above</b>		structural change	structural change
<b>DETENTION CENTER</b>			
Sleeping Mat		\$42.00	
Blanket		\$8.00	
Towel		\$2.00	
Wash Cloth		\$1.00	

Inmate Uniform		\$22.00	
Shower Shoes		\$4.00	
Spork		\$1.00	
Flat Sheet		\$4.00	
Writing on Walls Damage		\$5.00	
Wall Damage requiring paint		\$20.00	
Sprinkler Damage		\$500.00	
Toilet Damage		\$10.00	
Other County Property		Cost	
Nursing Sick Call		\$20.00	
Prescription		\$3.00	
<b>ELECTIONS</b>			
Filing fees to elected office (varies per office sought)		varies	varies
Registration Labels, per sheet of 30 names		\$1.35	\$1.35
<b>ENVIRONMENTAL HEALTH</b>			
<b><u>A. Food Service:</u></b>			
Limited Food Service Establishment Permit		\$75.00	\$75.00
Restaurant, Food Stand Plan Review		\$200.00	\$200.00
Temporary Food Establishments Permit (State mandated fee)		\$75.00	\$75.00
<b><u>B. Private Water Supply Sampling: *</u></b>			
Bacterial Water Sample		\$35.00	\$35.00
Full Well Panel (Bacteria, Inorganic Chemical, Nitrite/Nitrate)		\$85.00	\$85.00
Inorganic Metals Panel (testing kit will be ordered in advance of site visit)		\$65.00	\$65.00
Nitrate Sample (testing kit will be ordered in advance of site visit)		\$35.00	\$35.00
Pesticide Sample		\$85.00	\$85.00
Petroleum Sample		\$85.00	\$85.00
Sulfur/Sulfate Reducing Bacteria (testing kit will be ordered in advance of site visit)		\$45.00	\$45.00
<b><u>C. Public Swimming Pools:</u></b>			
Annual Permit Fee		\$125.00	\$125.00
Swimming Pool Plan review		\$300.00	\$300.00
<b><u>D. Sewage Treatment and Disposal Systems: *</u></b>			
Construction Authorization with pump, all other systems (Types III, IV, and V systems)		\$150.00	\$150.00
Construction Authorization without a pump (Types I, II, and III systems)		\$100.00	\$100.00
Existing System Inspection for addition to property		\$75.00	\$75.00
Existing System Inspection for reconnection or connection of new facilities (tank inspection required)		\$100.00	\$100.00
New Residence Site Evaluation includes Improvement Permit -- Commercial (up to 480 gpd)		\$500.00	\$500.00
New Residence Site Evaluation includes Improvement Permit -- Commercial Surcharge over 480 gpd, per gal		\$0.25	\$0.25
New Residence Site Evaluation includes Improvement Permit -- Residential-One or two bedrooms (240 gpd)		\$150.00	\$150.00

New Residence Site Evaluation includes Improvement Permit -- Residential-Three bedrooms (360 gpd)		\$200.00	\$200.00
New Residence Site Evaluation includes Improvement Permit -- Residential-Four or more bedrooms (480+ gpd)		\$300.00	\$300.00
Re-Issue Improvement Permit, layout change (no site visit required)		\$50.00	\$50.00
Re-Issue Improvement permit, layout change (site visit required)		\$75.00	\$75.00
Re-Visit (site not properly prepared) -- <i>see explanation below</i>		\$50.00	\$50.00
<i>* Note: An additional fee of \$50.00 will be assessed on each application on which neither a soil/site evaluation nor an Existing System Inspection can be conducted due to the property not being properly prepared in accordance with 1) the Laws and Rules for Sewage Treatment and Disposal Systems and 2) the criteria set forth in the application.</i>			
<b>ENVIRONMENTAL HEALTH (continued from previous page)</b>			
<b><u>E. Tattoo Establishment:</u></b>			
Annual Permit Fee		\$200.00	\$200.00
<b><u>F. Well Permits:</u></b>			
Re-issue permit, layout change		\$50.00	\$50.00
Site Evaluation, Well Permit, Sampling, Wellhead Inspection – Includes Certificate of Operation		\$250.00	\$250.00
<b>HEALTH</b>	<b>CPT CODE</b>		
<b><u>A. Office Visit-Established Patient (Varying Levels-Applicable Level Not Known at Time of Appointment):</u></b>			
Office Visit: Brief	99211	\$40.00	\$40.00
Office Visit: Problem Focused	99212	\$70.00	\$70.00
Office Visit: Expanded	99213	\$110.00	\$110.00
Office Visit: Moderately Complex	99214	\$163.00	\$163.00
Office Visit: Complex	99215	\$225.00	\$225.00
Office Visit: Postpartum	59430	\$150.00	\$150.00
<b><u>B. Office Visit-New Patient (Varying Levels-Applicable Level Not Known at Time of Appointment):</u></b>			
Office Visit: Problem Focused	99201	\$70.00	\$70.00
Office Visit: Expanded	99202	\$120.00	\$120.00
Office Visit: Detail	99203	\$170.00	\$170.00
Office Visit: Moderately Complex	99204	\$255.00	\$255.00
Office Visit: Complex	99205	\$315.00	\$315.00
Office Visit: Postpartum	59430	\$150.00	\$150.00
<b><u>C. Office Visit, Preventive-Established Patient:</u></b>			
Office Visit: < 1 year old	99391	\$185.00	\$185.00
Office Visit: 1 – 4 years old	99392	\$200.00	\$200.00
Office Visit: 5 – 11 years old	99393	\$199.00	\$199.00
Office Visit: 12 – 17 years old	99394	\$175.00	\$175.00
Office Visit: 18 – 39 years old	99395	\$175.00	\$175.00
Office Visit: 40 – 64 years old	99396	\$190.00	\$190.00
Office Visit: 65 years old & older	99397	\$190.00	\$190.00



<b><u>D. Office Visit, Preventive-New Patient:</u></b>			
Office Visit: < 1 year old	99381	\$210.00	\$210.00
Office Visit: 1 – 4 years old	99382	\$223.00	\$223.00
Office Visit: 5 – 11 years old	99383	\$225.00	\$225.00
<b>HEALTH (continued from previous page)</b>	<b>CPT CODE</b>		
<b><u>D. Office Visit, Preventive-New Patient: (continued from previous page)</u></b>			
Office Visit: 12 – 17 years old	99384	\$198.00	\$198.00
Office Visit: 18 – 39 years old	99385	\$198.00	\$198.00
Office Visit: 40 – 64 years old	99386	\$215.00	\$215.00
Office Visit: 65 years old & older	99387	\$235.00	\$235.00
<b><u>E. Office Visit, Physical:</u></b>			
Physical, Limited: Sports	LU208	\$40.00	\$40.00
Physical: NCDOT	none	\$100.00	\$100.00
<b><u>F. Child Health Periodontic:</u></b>			
Dental Fluoride Varnish – 1st	D0145	\$44.00	\$44.00
Topical Application of Fluoride (V07.31)	D1206	\$37.00	\$37.00
<b><u>G. Communicable Disease:</u></b>			
STD (Sexually Transmitted Disease) Visit or TB (Tuberculosis) Control Visit, RN (Units)	T1002	\$62.00	\$62.00
TB (Tuberculosis) Screening	LU102	\$10.00	\$10.00
<b><u>H. Immunizations-State:</u></b>			
HPV (Human Pappilloma Virus)	90649	\$220.00	\$220.00
MMR (Measles, Mumps, & Rubella) 1 2	90707	\$86.00	\$86.00
Pro Quad (combines MMR & Varicella)	90710	\$217.00	\$217.00
Td (Tetanus & Diphtheria) booster	90714	\$70.00	\$70.00
Tdap (Tetanus, Diphtheria, & Pertussis) booster	90715	\$70.00	\$70.00
<b><u>I. Immunizations-Local:</u></b>			
Administering Vaccine (1)	90471	\$13.71	\$13.71
Administering Vaccines (2 or more)	90471/90472	\$20.00	\$20.00
Administering Inject & Intranasal/Oral (1)	90471/-74 EP	\$16.00	\$16.00
Administering Inject & Intranasal/Oral (2 or more)	90471/-72/-74 EP	\$25.00	\$25.00
Administering Intranasal/Oral	90473 EP	\$25.00	\$25.00
Hepatitis B-adult	90746	\$85.00	\$85.00
Influenza (charge to patient based on charge from manufacturer, subject to change without notice)	none	\$28.00	\$28.00
Pneumococcal	90732	\$90.00	\$90.00
Rabies, pre-exposure (by appointment only)	90675	\$275.00	\$275.00
<b><u>J. Injections:</u></b>			
17P (cost of administering medicine to patient; progesterone shots)	96372	\$20.00	\$20.00
17P, per unit (cost of supplying medicine when patient does not bring their own)	J1725	\$20.00	\$20.00

Chlamydia Probe	87491	\$35.00	\$35.00
<b>HEALTH (continued from previous page)</b>	<b>CPT CODE</b>		
<b><u>J. Injections: (continued from previous page)</u></b>			
Depo Prevara (contraceptive)	J1050	\$54.00	\$54.00
GC (Gonorrhea & Chlamydia) Culture Probe	87591	\$35.00	\$35.00
Injection Fee (SC-subcutaneous or IM-intramuscular)	96372	\$20.00	\$20.00
Injection of Large Joint	20610	\$60.00	\$60.00
Injection of Small Joint	20605	\$50.00	\$50.00
Kenalog (steroid to treat inflammation), per unit	J3301	\$10.00	\$10.00
Menactra (meningitis vaccine)	90734	\$90.00	\$90.00
PPD (purified protein derivative) skin test	86580	\$20.00	\$20.00
RhoGam or RhO(D) immune globulin	90384/J2790	\$215.00	\$215.00
Rocephin (or Ceftriaxone) 250mg/500mg/1g, per 250mg	J0696	\$25.00	\$25.00
Trigger pt. inj. point injection, 1 muscle group	20552	\$40.00	\$40.00
Varicella titer	86787	\$20.00	\$20.00
<b><u>K. Medical Home-Pregnancy:</u></b>			
Pregnancy risk screening tool	S0280	\$50.00	\$50.00
Pregnancy Home PP visit	S0281	\$150.00	\$150.00
<b><u>L. Laboratory In House:</u></b>			
Cap/venipuncture	36415/-16	\$10.00	\$10.00
Venipuncture <3 yr	36406	\$29.00	\$29.00
Glucose	82947QW	\$12.00	\$12.00
Glucose 1 hr	82950QW	\$15.00	\$15.00
Handling Fee	99001	\$12.00	\$12.00
Hemocult	82270	\$10.00	\$10.00
Hemoglobin	85018	\$10.00	\$10.00
Pap Smear (w/o Medicaid, PC)	88175	\$60.00	\$60.00
Peak Flow Meter	94010	\$27.00	\$27.00
pH of body fluid other than blood	83986	\$9.00	\$9.00
Pregnancy Test, Urine	81025	\$20.00	\$20.00
Strep A	87880	\$29.00	\$29.00
Transcutaneous HGB (hemoglobin)	88738	\$10.00	\$10.00
Urinalysis Dip	81002	\$10.00	\$10.00
Urine Dip & Micro	81000	\$15.00	\$15.00
Wet Mount	87210	\$15.00	\$15.00
<b>HEALTH (continued from previous page)</b>	<b>CPT CODE</b>		
<b><u>M. Procedures:</u></b>			
Antepartum Care 4-6 months	59425	\$700.00	\$700.00
Antepartum Care 7 or more months	59426	\$1,200.00	\$1,200.00
Audiometry Screening	92551	\$20.00	\$20.00
Autism Screening	96110	\$16.00	\$16.00

Blood Pressure Check	none	no charge	no charge
Developmental L	96110	\$16.00	\$16.00
Ear Lavage (or irrigation)	69210	\$77.00	\$77.00
HEADSS Interview (addresses Home, Education, Activities, Drugs, Sex, & Suicide)	96160	\$16.00	\$16.00
I & D Abscess (incision & drainage)	10600	\$150.00	\$150.00
IUD (intrauterine contraceptive device) In (V25.1)	58300	\$125.00	\$125.00
IUD (intrauterine contraceptive device) Removal (V25.42)	58301	\$151.00	\$151.00
Maternal Postpartum Depression	96161	\$16.00	\$16.00
Mirena (hormonal IUD)	J7298	\$900.00	\$900.00
Nebulizer	94640	\$30.00	\$30.00
Nexplanon (etonogestrel contraceptive implant)	J7307	\$700.00	\$700.00
Nexplanon (etonogestrel contraceptive implant), Insertion of	11981	\$220.00	\$220.00
Nexplanon (etonogestrel contraceptive implant), Removal of	11982	\$150.00	\$150.00
Nexplanon (etonogestrel contraceptive implant), Removal w/reinsertion	11983	\$370.00	\$370.00
Non-Stress Test	59025	\$100.00	\$100.00
OAE (Otoacoustic Emissions) to detect hearing loss	92588	\$98.00	\$98.00
ParaGard (cooper wire IUD)	J7300	\$800.00	\$800.00
PHQ-9 (Patient Health Questionnaire used to measure depression)	96127	\$5.00	\$5.00
PSC (pediatric symptom checklist)	96127	\$16.00	\$16.00
Pulse Oximeter	94760	\$5.00	\$5.00
Spirometry	94010	\$45.00	\$45.00
TCA-Female (trichloroacetic acid)	56501	\$101.00	\$101.00
TCA-Male (trichloroacetic acid)	54050	\$100.00	\$100.00
Tobacco counsel 3-10 min	99406	\$15.00	\$15.00
Tobacco counsel over 10 min	99407	\$25.00	\$25.00
Tympanometry PC	92567	\$20.00	\$20.00
Vision Screening	99173	\$5.00	\$5.00
<b><u>N. Various Supplies</u></b>			
Family Planning (FP) Birth Control Pills	S4993	\$7.00	\$7.00
<b>LANDFILL (UWHARRIE ENVIRO.)</b>			
General Refuse, Construction and Demolition (C&D) into Landfill, per ton		\$25.20	\$24.31
Commercial Waste into Landfill, per ton		\$32.20	\$31.31
Commingle Recyclables into MRF, per ton		\$130.18	\$35.71
Electronics Waste, per unit		\$15.63	\$15.00
Yard Waste, per ton		\$34.27	\$32.94
<b>PLANNING &amp; ZONING *,**</b>			
Appeal of Administrative Decision		\$100.00	\$100.00
Communication Tower Co-Location Fee (applies to each tower)		\$500.00	\$500.00
Communication Tower Permit		\$1,000.00	\$1,000.00
Conditional Use		\$300.00	\$300.00
Conditional Use and Rezoning Combination fee		not permitted	not permitted

Consultation Site Visit (no charge for first trip)		\$50.00	\$50.00
Home Occupation		\$50.00	\$50.00
Penalty (additional fee) per permit not obtained (must still obtain permit)		\$100.00	\$100.00
Photovoltaic Facility Permit (for solar panels)		\$1,000.00	\$1,000.00
Rezoning -- Commercial		\$300.00	\$300.00
Rezoning -- Industrial		\$350.00	\$350.00
Rezoning -- Residential		\$250.00	\$250.00
RPD & Cluster Development Site Plans		structure change	structure change
Sign Permit Commercial		\$50.00	\$50.00
Sign Permit Home Occupation		\$25.00	\$25.00
Sign Permit Industrial		\$50.00	\$50.00
Subdivision -- Major, Preliminary Plat		\$350.00	\$350.00
Subdivision -- Major, Final Plat		\$200.00	\$200.00
Subdivision -- Minor/Exempt, Plat Review		\$15.00	\$15.00
Text Amendment		\$500.00	\$500.00
Variance		\$300.00	\$300.00
Zoning Compliance Letter		\$50.00	\$50.00
Zoning Permit -- Commercial		\$75.00	\$75.00
Zoning Permit -- Industrial		\$75.00	\$75.00
Zoning Permit -- Residential		\$25.00	\$25.00
Zoning Permit -- Residential (site visit required)	!	\$50.00	
<i>* Note-please contact the Planning Director for specific requirements that may be applicable</i>			
<i>** Note-items available online at no cost include Subdivision Ordinance, Zoning Ordinance, and Zoning Map 8 x 11</i>			
<b>PROPERTY TAX ADMINISTRATION</b>			
Business License (Schedule B)-Selling Beer On Premises		\$25.00	\$25.00
Business License (Schedule B)-Selling Beer Off Premises		\$5.00	\$5.00
Business License (Schedule B)-Selling Wine On or Off Premises		\$25.00	\$25.00
Database CD, Each		\$10.00	\$10.00
Town Motor Vehicle Property Tax Collection Rate (for amounts collected by County)		1.50%	1.50%
Town Motor Vehicle Property Tax Collection Rate (for amounts collected by State)		varies	varies
Town Non-Motor Vehicle Property Tax Billing Rate		2.05%	2.05%
<b>Mapping:</b>			
GIS 18 x 24 Maps - Lines Only		\$3.00	\$3.00
GIS 18 x 24 Maps - With Photo		\$5.00	\$5.00
GIS 11 x 17 Maps - Lines Only		\$2.00	\$2.00
GIS 11 x 17 Maps - With Photo		\$4.00	\$4.00
GIS 8 1/2 x 11 Maps - Lines Only		\$1.00	\$1.00
GIS 8 1/2 x 11 Maps - With Photo		\$2.00	\$2.00
GIS Custom Map - Lines Only		\$5.00	\$5.00

GIS Custom Map - Specialty Map		\$15.00	\$15.00
GIS Custom Map - With Photo		\$7.00	\$7.00
GIS Database CD – Update		\$60.00	\$60.00
GIS Database CD - With Photos		\$100.00	\$100.00
<b>PUBLIC LIBRARY</b>			
Overdue charges, per book/item for each day book/item is overdue		\$0.05	\$0.05
Printing cost, 3-D printer, base charge		\$1.00	\$1.00
Printing cost, 3-D printer, item charge, per gram of the used material		\$0.05	\$0.05
Replacement library cards, per card		\$1.00	\$1.00
Town Contribution , Mount Gilead		\$4,400.00	\$4,400.00
Town Contribution , Biscoe		\$3,500.00	\$3,500.00
Town Contribution , Troy		\$6,300.00	\$6,300.00
Town Contribution , Candor		\$4,800.00	\$4,800.00
Town Contribution , Star		\$5,800.00	\$5,800.00
<b>PUBLIC UTILITIES -- WATER &amp; SEWER SYSTEM</b>			
<b><u>A. Water Rates (per 1,000 gallons, unless otherwise indicated):</u></b>			
Residential: Base Rate (0 to 10 gallons)		\$12.00	\$12.00
Residential: Flat Rate Tier 1,000 (11 to 1,000 gallons)		\$5.00	\$5.00
Residential: Flat Rate Tier 2,000 (1,001 to 2,000 gallons)		\$4.00	\$4.00
Residential: Usage Rate--2,001 to 20,000 gallons		structure change	structure change
Residential: Usage Rate--2,001 to 4,000 gallons (charge on monthly bill based on every 10 gallons used)		\$6.00	\$6.00
Residential: Usage Rate--4,001 to 20,000 gallons (charge on monthly bill based on every 10 gallons used)		\$8.00	\$8.00
Residential: Usage Rate--20,001 to 1,000,000 gallons (charge on monthly bill based on every 10 gallons used)		\$8.00	\$8.00
Residential: Usage Rate--more than 1,000,000 gallons (charge on monthly bill based on every 10 gallons used)		\$8.00	\$8.00
Commercial: Base Rate (0 gallons)		\$38.00	\$38.00
Commercial: Usage Rate--0 to 1,000,000 gallons		\$7.40	\$7.40
Commercial: Usage Rate--more than 1,000,000 gallons		\$2.99	\$2.99
Bulk/Reseller: Base Rate to Town of Robbins, a Governmental Purchaser (includes 3,900,000 gallons)		\$11,661.00	\$11,661.00
Bulk/Reseller: Usage Rate to Governmental Purchasers		\$2.99	\$2.99
Bulk/Reseller: Usage Rate to Non-Government Purchasers		\$3.19	\$3.19
<b><u>B. Sewer Rates (per 1,000 gallons, unless otherwise indicated):</u></b>			
Candor Area: Flat Rate (includes 12,800 gallons)		\$32.00	\$32.00
Candor Area: more than 12,800 gallons		\$2.50	\$2.50
Troy Area: Flat Rate (includes 2,250 gallons)		\$11.50	\$11.50



Troy Area: more than 2,250 gallons		\$5.10	\$5.10
Town of Mount Gilead*: Inside City Limits-Base Charge (includes 1,000 gallons)		\$18.11	\$18.11
Town of Mount Gilead*: Inside City Limits-per 1,000 over 1,000 gallons		\$7.31	\$7.31
Town of Mount Gilead*: Outside City Limits-Base Charge (includes 1,000 gallons)		\$32.60	\$32.60
Town of Mount Gilead*: Outside City Limits-per 1,000 over 1,000 gallons		\$7.50	\$7.50
<i>*Public Utilities bills on behalf of the Town of Mount Gilead. Rates above apply to residential &amp; institutional customers. For commercial &amp; industrial customers, please contact Town.</i>			
<b><u>C. Connection Fees (may be paid over 60 months, amount added to monthly bill for service)</u></b>			
Tap: ¾" Water Tap		\$950.00	\$950.00
Tap: 1" Water Tap		\$1,300.00	\$1,300.00
Tap: 2" Water Tap		\$2,500.00	\$2,500.00
Tap: 3" & Larger Water Tap		Cost plus \$250.00	Cost plus \$250.00
Tap: Sewer Tap		\$900.00	\$900.00
Capacity Development (applied to subdivisions that require extensions of water/sewer lines)		shared per lot	shared per lot
<b>PUBLIC UTILITIES -- WATER &amp; SEWER SYSTEM (continued from previous page)</b>			
<b><u>D. Deposits and Penalties</u></b>			
Deposit: Hydrant Meter Service		\$450.00	\$450.00
Deposit: Sewer Service (owner)		no charge	no charge
Deposit: Sewer Service (renter)		no charge	no charge
Deposit: Water Service (owner)		no charge	no charge
Deposit: Water Service (renter)		no charge	no charge
Penalty: Late Fee (applied after 5pm on the 18th)		\$5.00	\$5.00
Penalty: Delinquency Fee-30 days past due (applied after 5pm on following 15th; service may be discontinued)		\$75.00	\$75.00
Penalty: Reconnection Fee (applies when re-establishing service to a terminated account)		\$250.00	\$250.00
Penalty: Tampering Fee (plus court cost and damages)		\$500.00	\$500.00
<b><u>E. Service Fees</u></b>			
Service: Application Fee (waived for initial application, plus penalty reconnection fee may also apply)		\$150.00	\$150.00
Service: Availability Fee, per year		no charge	no charge
Service: Bill Handling Fee		\$1.00	\$1.00
Service: Emergency After-Hours Fee (applied for services requested after 5pm, on weekends, or on holidays)		\$75.00	\$75.00
Service: Fire Suppression System Fee, per year		\$150.00	\$150.00
Service: Meter Interrogation		\$25.00	\$25.00
Service: Meter Re-read		\$10.00	\$10.00
Service: Temporary Suspension (to lock and unlock meter)--provided once per calendar year at no cost		\$75.00	\$75.00

Service: Termination (two business days advance notice needed)		no charge	no charge
Service: Transfer of Customer Name on Account		no charge	no charge
<b>REGISTER OF DEEDS' OFFICE</b>			
<b><u>A. Fees set by County Commissioners:</u></b>			
County maps (DOT maps), each		\$0.30	\$0.30
Plat copies, per single copy		\$3.00	\$3.00
Plat copies, first 20 copies (made at one time), per copy		\$3.00	\$3.00
Plat copies, second 20 copies (made at one time), per copy		\$2.50	\$2.50
Plat copies, over 40 copies (made at one time), per copy		\$2.00	\$2.00
Return Mail using regular-sized office envelope (and including postage)		\$1.00	\$1.00
Return Mail using 9x12 or 10x13 clasp envelope (and including postage)		\$2.00	\$2.00
<b>REGISTER OF DEEDS' OFFICE (continued from previous page)</b>			
<b><u>B. Fees set by legislature: GS 161.10, per instrument recorded/filed</u></b>			
<i>1. Real Estate Transactions:</i>			
Plats		\$21.00	\$21.00
Recording Deed and other recordings: for up to 15 pages		\$26.00	\$26.00
Recording Deed and other recordings: for each additional page over 15 pages		\$4.00	\$4.00
Recording Deed and other recordings: for each additional name over 20 names		\$2.00	\$2.00
Recording Deed of Trust or Mortgage: for up to 35 15 pages		\$64.00	\$64.00
Recording Deed of Trust or Mortgage: for each additional page over 35 15 pages		\$4.00	\$4.00
Recording Deed of Trust or Mortgage: for each additional name over 20 names		\$2.00	\$2.00
Recording Deed of Trust or Mortgage: for each additional instrument to be recorded		\$10.00	\$10.00
Revenue excise stamp (cost shown per \$1,000 of purchase price)		\$2.00	\$2.00
(\$1.00 per \$1,000 of purchase price, less 1% administrative fee retained by County, must be remitted to State)			
Right of way plans-each original or amended plan & profile sheet: for first page		\$21.00	\$21.00
Right of way plans-each original or amended plan & profile sheet: for each additional page over 1 page		\$5.00	\$5.00
<i>2. Business-Related Activity Not Included as Real Estate Transactions:</i>			
Assumed name certificate & incorporations: for up to 15 pages		\$26.00	\$26.00
Assumed name certificate & incorporations: for each additional page over 15 pages		\$4.00	\$4.00
UCC filing: for up to 2 pages		\$38.00	\$38.00
UCC filing: for up to 10 pages		\$45.00	\$45.00
UCC filing: for each additional page over 10 pages		\$2.00	\$2.00
UCC search, per name searched		\$38.00	\$38.00

UCC search, per copy provided		\$2.00	\$2.00
UCC, Termination of		\$38.00	\$38.00
<i>3. Birth, Death, and Marriage Activity:</i>			
Birth <b>and marriage</b> amendments		\$10.00	\$10.00
Birth certificate (in-County), per certified copy		\$10.00	\$10.00
Birth certificate (out-of-County), first certified copy, \$14.00 to State EBRS		\$24.00	\$24.00
Birth certificate (out-of-County), each additional certified copy for same person as first copy, \$5.00 to State EBRS		\$15.00	\$15.00
Birth legitimation		\$10.00	\$10.00
Delayed birth registration, preparation for and registration with County of Montgomery (plus one certified copy)		\$20.00	\$20.00
Delayed birth registration, preparation-only for another county (plus one certified copy)		\$10.00	\$10.00
Delayed birth registration, registration-only with County of Montgomery (plus one certified copy)		\$10.00	\$10.00
Death certificate or Marriage license copy, per certified copy		\$10.00	\$10.00
Marriage license (\$30.00 to Domestic Violence Fund and \$5.00 to Children's Trust Fund, \$25 retained by County)		\$60.00	\$60.00
<b>REGISTER OF DEEDS' OFFICE (continued from previous page)</b>			
<i>4. Other (including no charges):</i>			
Cancellation, usually regarding deed of trust (no charge)		no charge	no charge
Certified copies, each page (unless other applicable fee identified elsewhere)		\$5.00	\$5.00
Corridor map		\$5.00	\$5.00
Military records (no charge for either recording or certified copies)		no charge	no charge
Notary public oaths		\$10.00	\$10.00
<b>SHERIFF'S OFFICE</b>			
Concealed Handgun permits: Duplicate		\$15.00	\$15.00
Concealed Handgun permits: Special New Applicant (law enforcement officers-retired or currently working and paying into retirement system)		\$45.00	\$45.00
Concealed Handgun permits: Regular New Applicant (all other)		\$90.00	\$90.00
Concealed Handgun permits: Special Renewal (law enforcement officers-retired or currently working and paying into retirement system)		\$40.00	\$40.00
Concealed Handgun permits: Regular Renewal (all other)		\$75.00	\$75.00
Court-ordered seizure and storage of first weapon under a restraining order (50B), annual charge		\$30.00	\$30.00
Court-ordered seizure and storage of each additional weapon under a restraining order (50B), annual charge		\$10.00	\$10.00
Court-ordered seizure and storage of ammunition under a restraining order (50B), annual charge		\$10.00	\$10.00
Handgun permits to purchase		\$5.00	\$5.00
Incident report, per copy		no charge	no charge
Service of Civil papers, per paper, per individual served		\$30.00	\$30.00
Subpoena services fees, Civil		\$30.00	\$30.00

Subpoena services fees, Criminal (charged and collected by Clerk of Court's Office in Troy, NC)		\$5.00	\$5.00
<b>SOCIAL SERVICES</b>			
Child Support Application (normal)		\$25.00	\$25.00
Child Support Application (for clients with child(ren) that have never received public assistance)		\$35.00	\$35.00
Child Support Application (for clients with income below poverty level and for Health Choice recipients)		\$10.00	\$10.00
Confidential Intermediary Services (Adoptee Assistance, Post-Adoption) Services (90-day search)		\$250.00	\$250.00
Confidential Intermediary Services (Adoptee Assistance, Post-Adoption) Services (> 90-day search)		event-specific	event-specific
NC Health Choice Parent Fee - for one child		\$50.00	\$50.00
NC Health Choice Parent Fee - for two or more children		\$100.00	\$100.00
Pre-Placement Assessment (Private Adoptions)		\$250.00	\$250.00
<b>* Note: Though the County strives to include all fees that could possibly be charged, some fees may still be omitted.</b>			