


Pop. Growth

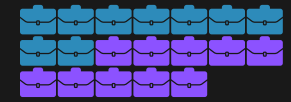


3.1 million

Key Performance Measures

2050 MTP Alternative Scenarios

Jobs Growth



1.85 million

Measure:

DEFICIENCIES & NEEDS (BASELINE)

PLANS & TRENDS

SHARED LEADERSHIP


ALL TOGETHER



Avg Auto Commute Time - DCHC



Avg Auto Commute Time - CAMPO



Delays: Daily DCHC



Delays: Daily CAMPO



Highway Lane Miles DCHC



Highway Lane Miles CAMPO



Transit Service Miles Triangle



Transit Ridership Triangle



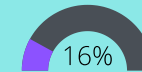
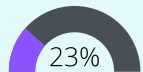
Jobs near Transit DCHC



Jobs near Transit CAMPO



Gas Consumption Increase - Triangle



Funding Required

