NC 56

CORRIDOR STUDY

Final Report - Appendices

Submitted to: NC Capital Area MPO

December 2015

NC56
CORRIDOR STUDY

Appendices

APPENDIX I: Traffic Count Data 3
APPENDIX II: Level of Service Analysis Reports 223
APPENDIX III: Crash Data & Analysis 281
APPENDIX IV: Modeling Data 319
APPENDIX V: Public Meeting Materials 327
APPENDIX VI: Cost Data 367

NC56 CORRIDOR STUDY

Appendix I: Traffic Count Data

Intersection Counts

VHB Engineering NC, PC

4000 WestChase Boulevard, Suite 530
Raleigh, NC 27607
p: 919-829-0328 f: 919-829-0329

File Name : NC 56 @ 33rd
Site Code :
Start Date : 11/19/2014
Page No : 1

Groups Printed- Passenger Vehicles - Single Unit - TTST - Bicycles on Crosswalk - Pedestrians

	33rd Street Southbound				NC 56 Westbound				No Approach Northbound				NC 56 Eastbound						
Start Time	Left	Thru	Right	Peds	Left	Thru	Right	Peds	Left	Thru	Right	Peds	Left	Thru	Right	Peds	Exclu. Total	Inclu. Total	Int. Total
07:00 AM	15	0	4	0	0	47	53	0	0	0	0	0	0	34	0	0	0	153	153
07:15 AM	28	0	2	0	0	61	65	0	0	0	0	0	1	37	0	0	0	194	194
07:30 AM	37	0	6	0	0	61	65	0	0	0	0	0	1	49	0	0	0	219	219
07:45 AM	25	0	6	0	0	139	44	0	0	0	0	0	0	52	0	0	0	266	266
Total	105	0	18	0	0	308	227	0	0	0	0	0	2	172	0	0	0	832	832
08:00 AM	39	0	6	0	0	82	36	0	0	0	0	0	1	47	0	0	0	211	211
08:15 AM	16	0	2	0	0	74	36	0	0	0	0	0	2	39	0	0	0	169	169
08:30 AM	9	0	2	0	0	58	21	0	0	0	0	0	0	44	0	0	0	134	134
08:45 AM	17	0	1	0	0	45	28	0	0	0	0	0	3	36	0	0	0	130	130
Total	81	0	11	0	0	259	121	0	0	0	0	0	6	166	0	0	0	644	644
*** ***																			
11:00 AM	17	0	8	0	0	40	23	0	0	0	0	0	3	60	0	0	0	151	151
11:15 AM	21	0	2	0	0	53	19	0	0	0	0	0	3	40	0	0	0	138	138
11:30 AM	47	0	2	0	0	54	22	0	0	0	0	0	0	71	0	0	0	196	196
11:45 AM	34	0	4	0	0	59	52	0	0	0	0	0	4	60	0	0	0	213	213
Total	119	0	16	0	0	206	116	0	0	0	0	0	10	231	0	0	0	698	698
12:00 PM	31	0	3	0	0	61	23	0	0	0	0	0	2	90	0	0	0	210	210
12:15 PM	18	0	4	0	0	72	22	0	0	0	0	0	2	81	0	0	0	199	199
12:30 PM	25	0	2	0	0	76	37	0	0	0	0	0	3	45	0	0	0	188	188
12:45 PM	34	0	5	0	0	78	29	0	0	0	0	0	3	68	0	0	0	217	217
Total	108	0	14	0	0	287	111	0	0	0	0	0	10	284	0	0	0	814	814
*** ***																			
04:00 PM	74	0	3	0	0	49	24	0	0	0	0	0	8	107	0	0	0	265	265
04:15 PM	42	0	2	0	0	54	31	0	0	0	0	0	3	91	0	0	0	223	223
04:30 PM	53	0	4	0	0	53	34	0	0	0	0	0	0	136	0	0	0	280	280
04:45 PM	40	0	2	0	0	52	30	0	0	0	0	0	2	75	0	0	0	201	201
Total	209	0	11	0	0	208	119	0	0	0	0	0	13	409	0	0	0	969	969
05:00 PM	51	0	2	0	0	56	42	0	0	0	0	0	4	145	0	0	0	300	300
05:15 PM	41	0	3	0	0	55	43	0	0	0	0	0	3	75	0	0	0	220	220
05:30 PM	30	0	2	0	0	63	30	0	0	0	0	0	3	79	0	0	0	207	207
05:45 PM	26	0	1	0	0	60	43	0	0	0	0	0	0	60	0	0	0	190	190
Total	148	0	8	0	0	234	158	0	0	0	0	0	10	359	0	0	0	917	917
Grand Total	770	0	78	0	0	1502	852	0	0	0	0	0	51	1621	0	0	0	4874	4874
Apprch %	90.8	0	9.2		0	63.8	36.2		0	0	0		3.1	96.9	0				
Total %	15.8	0	1.6		0	30.8	17.5		0	0	0		1	33.3	0		0	100	
Passenger Vehicles	710	0	78		0	1453	808		0	0	0		46	1562	0		0	0	4657
% Passenger Vehicles	92.2	0	100	0	0	96.7	94.8	0	0	0	0	0	90.2	96.4	0	0	0	0	95.5
Single Unit	20	0	0		0	34	16		0	0	0		2	38	0		0	0	110
% Single Unit	2.6	0	0	0	0	2.3	1.9	0	0	0	0	0	3.9	2.3	0	0	0	0	2.3
TTST	40	0	0		0	15	28		0	0	0		3	21	0		0	0	107
% TTST	5.2	0	0	0	0	1	3.3	0	0	0	0	0	5.9	1.3	0	0	0	0	2.2
Bicycles on Crosswalk	0	0	0		0	0	0		0	0	0		0	0	0		0	0	0
% Bicycles on Crosswalk	0	0	0	0	0	0	0	0	0	0	0	0	0	0	0	0	0	0	0
Pedestrians	0	0	0		0	0	0		0	0	0		0	0	0		0	0	0
% Pedestrians	0	0	0	0	0	0	0	0	0	0	0	0	0	0	0	0	0	0	0

VHB Engineering NC, PC

4000 WestChase Boulevard, Suite 530
Raleigh, NC 27607
p: 919-829-0328 f: 919-829-0329

File Name : NC 56 @ 33rd
Site Code :
Start Date : 11/19/2014
Page No : 2

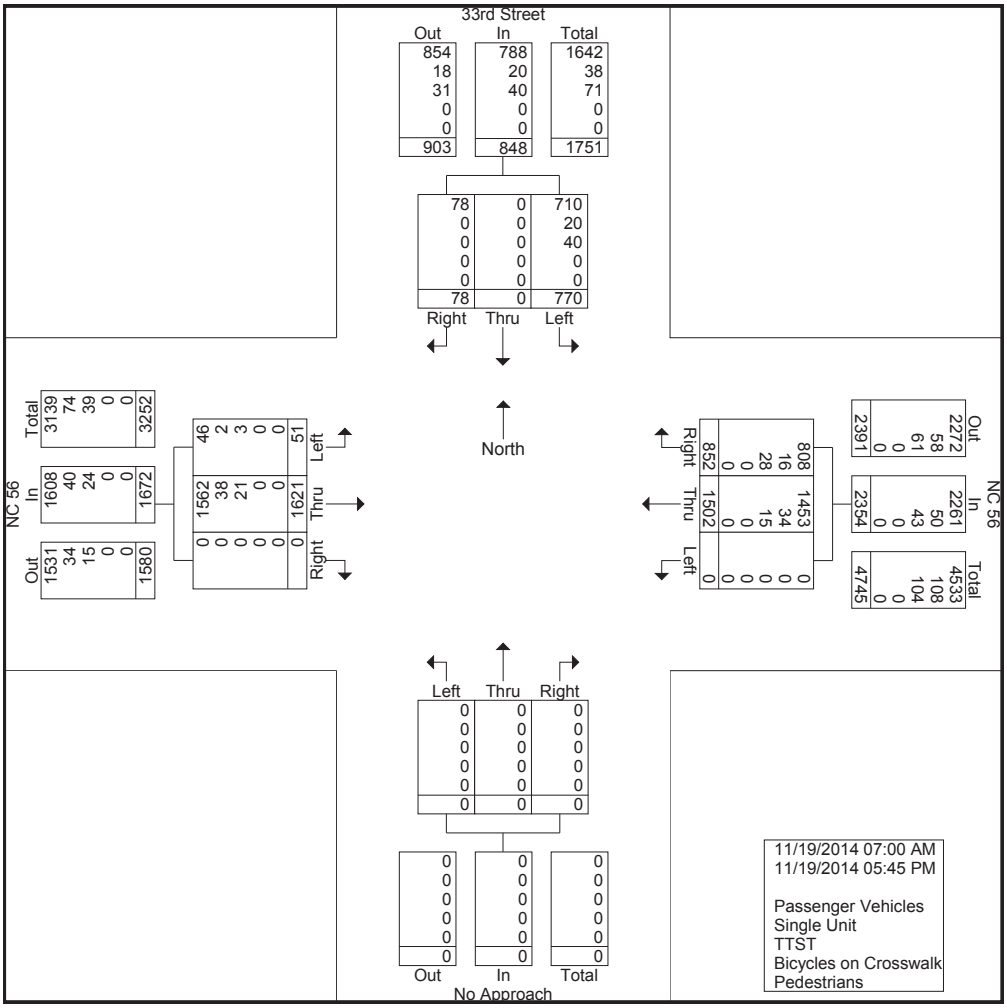

VHB Engineering NC, PC

4000 WestChase Boulevard, Suite 530
Raleigh, NC 27607
p: 919-829-0328 f: 919-829-0329

File Name : NC 56 @ 33rd
Site Code :
Start Date : 11/19/2014
Page No : 3

	33rd Street Southbound				NC 56 Westbound				No Approach Northbound				NC 56 Eastbound				
Start Time	Left	Thru	Right	App. Total	Left	Thru	Right	App. Total	Left	Thru	Right	App. Total	Left	Thru	Right	App. Total	Int. Total
Peak Hour Analysis From 07:00 AM to 09:45 AM - Peak 1 of 1																	
Peak Hour for Entire Intersection Begins at 07:15 AM																	
07:15 AM	28	0	2	30	0	61	65	126	0	0	0	0	1	37	0	38	194
07:30 AM	37	0	6	43	0	61	65	126	0	0	0	0	1	49	0	50	219
07:45 AM	25	0	6	31	0	139	44	183	0	0	0	0	0	52	0	52	266
08:00 AM	39	0	6	45	0	82	36	118	0	0	0	0	1	47	0	48	211
Total Volume	129	0	20	149	0	343	210	553	0	0	0	0	3	185	0	188	890
% App. Total	86.6	0	13.4		0	62	38		0	0	0		1.6	98.4	0		
PHF	.827	.000	.833	.828	.000	.617	.808	.755	.000	.000	.000	.000	.750	.889	.000	.904	.836
Passenger Vehicles	112	0	20	132	0	334	205	539	0	0	0	0	2	174	0	176	847
% Passenger Vehicles	86.8	0	100	88.6	0	97.4	97.6	97.5	0	0	0	0	66.7	94.1	0	93.6	95.2
Single Unit	3	0	0	3	0	7	4	11	0	0	0	0	0	7	0	7	21
% Single Unit	2.3	0	0	2.0	0	2.0	1.9	2.0	0	0	0	0	0	3.8	0	3.7	2.4
TTST	14	0	0	14	0	2	1	3	0	0	0	0	1	4	0	5	22
% TTST	10.9	0	0	9.4	0	0.6	0.5	0.5	0	0	0	0	33.3	2.2	0	2.7	2.5
Bicycles on Crosswalk	0	0	0	0	0	0	0	0	0	0	0	0	0	0	0	0	0
% Bicycles on Crosswalk	0	0	0	0	0	0	0	0	0	0	0	0	0	0	0	0	0
Pedestrians	0	0	0	0	0	0	0	0	0	0	0	0	0	0	0	0	0
% Pedestrians	0	0	0	0	0	0	0	0	0	0	0	0	0	0	0	0	0

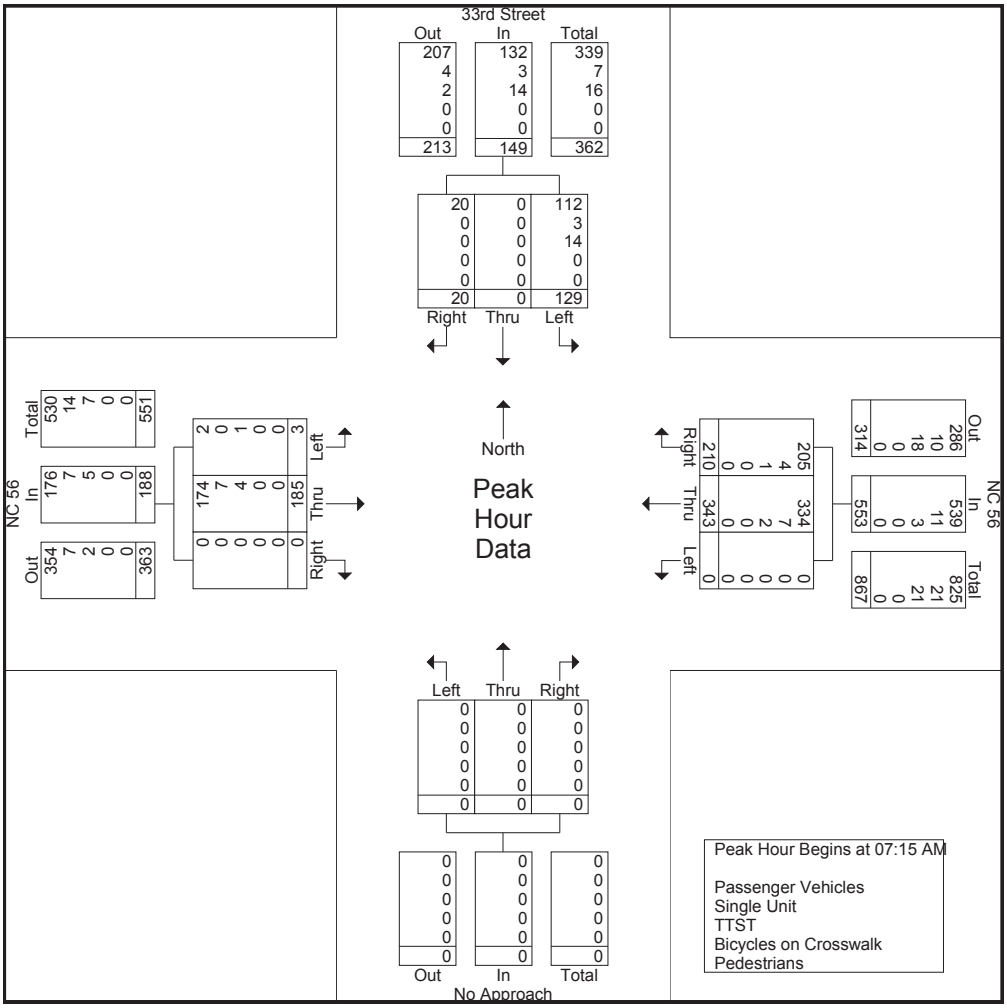

VHB Engineering NC, PC

4000 WestChase Boulevard, Suite 530
Raleigh, NC 27607
p: 919-829-0328 f: 919-829-0329

File Name : NC 56 @ 33rd
Site Code :
Start Date : 11/19/2014
Page No : 4

	33rd Street Southbound				NC 56 Westbound				No Approach Northbound				NC 56 Eastbound				
Start Time	Left	Thru	Right	App. Total	Left	Thru	Right	App. Total	Left	Thru	Right	App. Total	Left	Thru	Right	App. Total	Int. Total
Peak Hour Analysis From 10:00 AM to 01:45 PM - Peak 1 of 1																	
Peak Hour for Entire Intersection Begins at 11:30 AM																	
11:30 AM	47	0	2	49	0	54	22	76	0	0	0	0	0	71	0	71	196
11:45 AM	34	0	4	38	0	59	52	111	0	0	0	0	4	60	0	64	213
12:00 PM	31	0	3	34	0	61	23	84	0	0	0	0	2	90	0	92	210
12:15 PM	18	0	4	22	0	72	22	94	0	0	0	0	2	81	0	83	199
Total Volume	130	0	13	143	0	246	119	365	0	0	0	0	8	302	0	310	818
% App. Total	90.9	0	9.1		0	67.4	32.6		0	0	0		2.6	97.4	0		
PHF	.691	.000	.813	.730	.000	.854	.572	.822	.000	.000	.000	.000	.500	.839	.000	.842	.960
Passenger Vehicles	127	0	13	140	0	231	113	344	0	0	0	0	8	294	0	302	786
% Passenger Vehicles	97.7	0	100	97.9	0	93.9	95.0	94.2	0	0	0	0	100	97.4	0	97.4	96.1
Single Unit	1	0	0	1	0	9	3	12	0	0	0	0	0	4	0	4	17
% Single Unit	0.8	0	0	0.7	0	3.7	2.5	3.3	0	0	0	0	0	1.3	0	1.3	2.1
TTST	2	0	0	2	0	6	3	9	0	0	0	0	0	4	0	4	15
% TTST	1.5	0	0	1.4	0	2.4	2.5	2.5	0	0	0	0	0	1.3	0	1.3	1.8
Bicycles on Crosswalk	0	0	0	0	0	0	0	0	0	0	0	0	0	0	0	0	0
% Bicycles on Crosswalk	0	0	0	0	0	0	0	0	0	0	0	0	0	0	0	0	0
Pedestrians	0	0	0	0	0	0	0	0	0	0	0	0	0	0	0	0	0
% Pedestrians	0	0	0	0	0	0	0	0	0	0	0	0	0	0	0	0	0

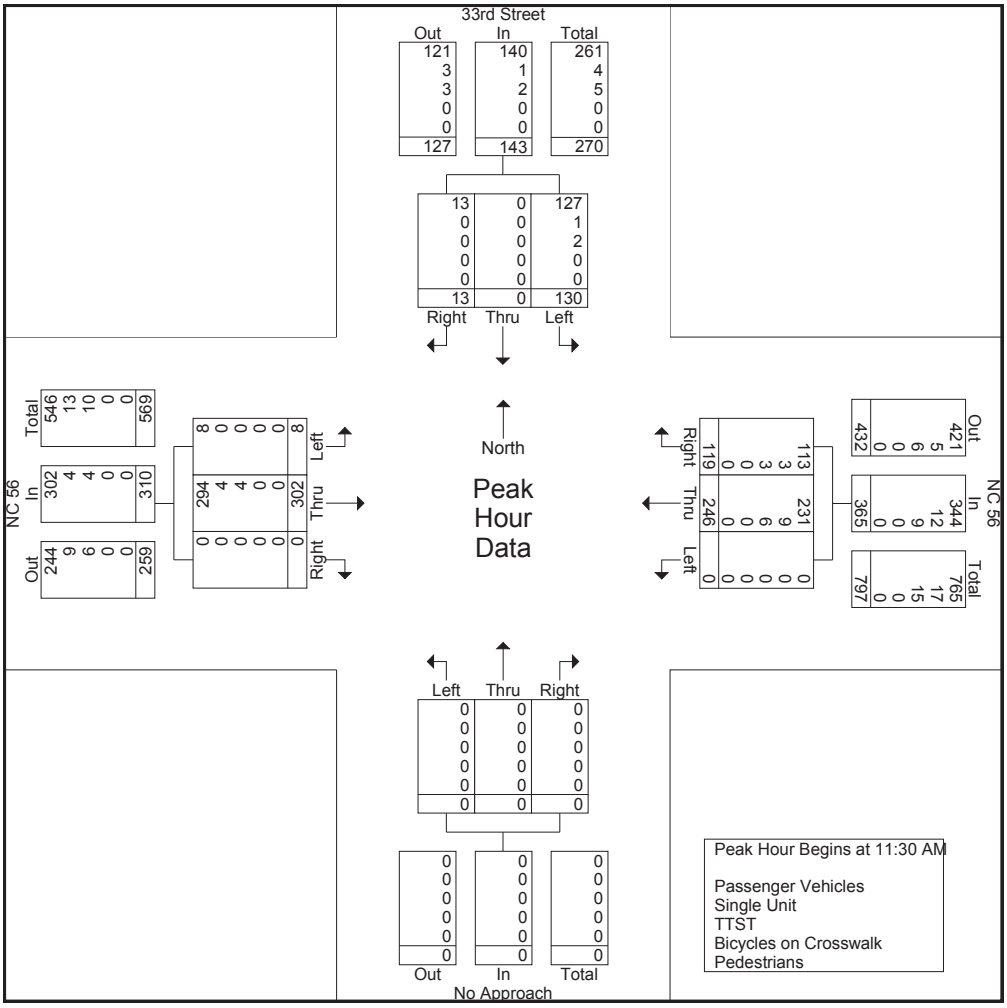

VHB Engineering NC, PC

4000 WestChase Boulevard, Suite 530
Raleigh, NC 27607
p: 919-829-0328 f: 919-829-0329

File Name : NC 56 @ 33rd
Site Code :
Start Date : 11/19/2014
Page No : 5

	33rd Street Southbound				NC 56 Westbound				No Approach Northbound				NC 56 Eastbound				
Start Time	Left	Thru	Right	App. Total	Left	Thru	Right	App. Total	Left	Thru	Right	App. Total	Left	Thru	Right	App. Total	Int. Total
Peak Hour Analysis From 02:00 PM to 05:45 PM - Peak 1 of 1																	
Peak Hour for Entire Intersection Begins at 04:15 PM																	
04:15 PM	42	0	2	44	0	54	31	85	0	0	0	0	3	91	0	94	223
04:30 PM	53	0	4	57	0	53	34	87	0	0	0	0	0	136	0	136	280
04:45 PM	40	0	2	42	0	52	30	82	0	0	0	0	2	75	0	77	201
05:00 PM	51	0	2	53	0	56	42	98	0	0	0	0	4	145	0	149	300
Total Volume	186	0	10	196	0	215	137	352	0	0	0	0	9	447	0	456	1004
% App. Total	94.9	0	5.1		0	61.1	38.9		0	0	0		2	98	0		
PHF	.877	.000	.625	.860	.000	.960	.815	.898	.000	.000	.000	.000	.563	.771	.000	.765	.837
Passenger Vehicles	182	0	10	192	0	208	127	335	0	0	0	0	7	438	0	445	972
% Passenger Vehicles	97.8	0	100	98.0	0	96.7	92.7	95.2	0	0	0	0	77.8	98.0	0	97.6	96.8
Single Unit	1	0	0	1	0	5	1	6	0	0	0	0	0	8	0	8	15
% Single Unit	0.5	0	0	0.5	0	2.3	0.7	1.7	0	0	0	0	0	1.8	0	1.8	1.5
TTST	3	0	0	3	0	2	9	11	0	0	0	0	2	1	0	3	17
% TTST	1.6	0	0	1.5	0	0.9	6.6	3.1	0	0	0	0	22.2	0.2	0	0.7	1.7
Bicycles on Crosswalk	0	0	0	0	0	0	0	0	0	0	0	0	0	0	0	0	0
% Bicycles on Crosswalk	0	0	0	0	0	0	0	0	0	0	0	0	0	0	0	0	0
Pedestrians	0	0	0	0	0	0	0	0	0	0	0	0	0	0	0	0	0
% Pedestrians	0	0	0	0	0	0	0	0	0	0	0	0	0	0	0	0	0

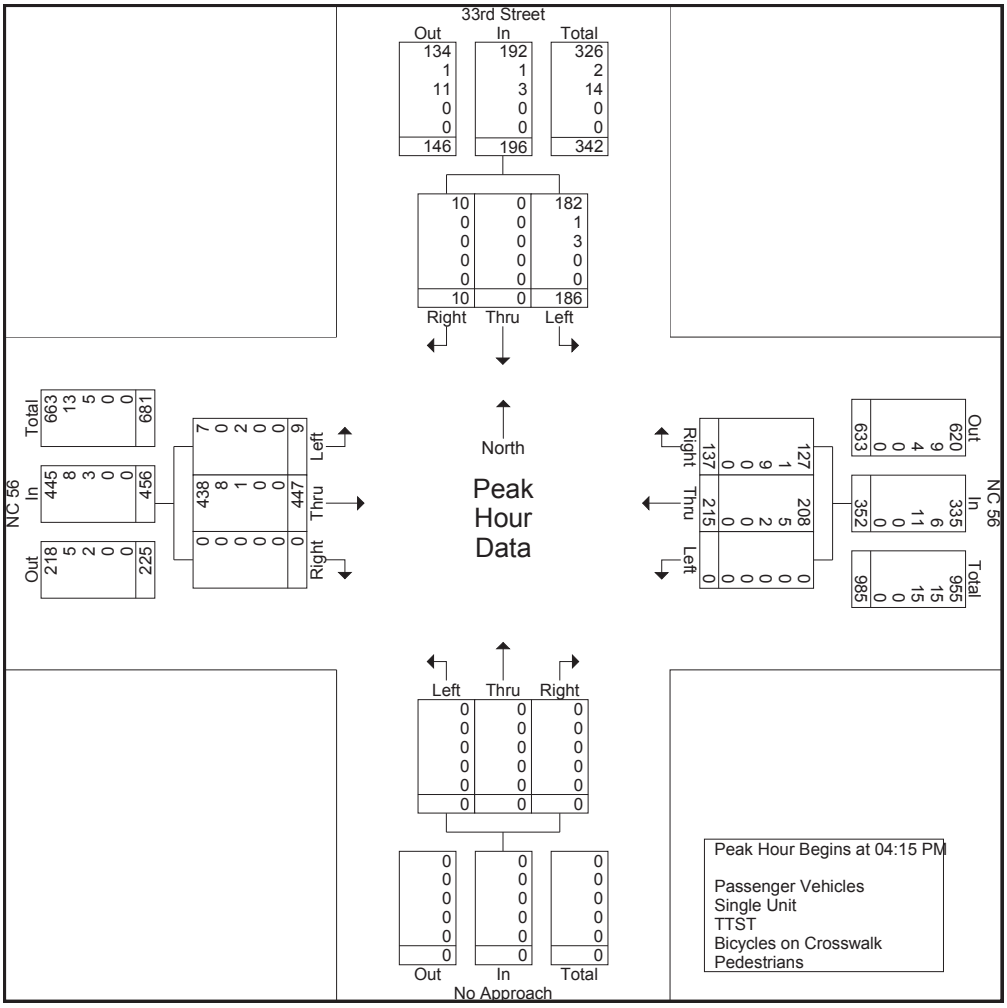

VHB Engineering NC, PC

4000 WestChase Boulevard, Suite 530
Raleigh, NC 27607
p: 919-829-0328 f: 919-829-0329

File Name : NC 56 @ West Lyon Station
Site Code :
Start Date : 11/20/2014
Page No : 1

Groups Printed- Passenger Vehicles - Single Unit - TTST - Bicycles on Crosswalk - Pedestrians

	West Lyon Station Southbound				NC 56 Westbound				No Approach Northbound				NC 56 Eastbound						
Start Time	Left	Thru	Right	Peds	Left	Thru	Right	Peds	Left	Thru	Right	Peds	Left	Thru	Right	Peds	Exclu. Total	Inclu. Total	Int. Total
07:00 AM	79	0	10	0	0	93	21	0	0	0	0	0	10	33	0	0	0	246	246
07:15 AM	91	0	24	0	0	82	32	0	0	0	0	0	6	51	0	0	0	286	286
07:30 AM	113	0	28	0	0	107	21	0	0	0	0	0	10	72	0	0	0	351	351
07:45 AM	72	0	24	0	0	175	46	0	0	0	0	0	12	56	0	0	0	385	385
Total	355	0	86	0	0	457	120	0	0	0	0	0	38	212	0	0	0	1268	1268
08:00 AM	55	0	21	0	0	87	39	0	0	0	0	0	12	64	0	0	0	278	278
08:15 AM	60	0	23	0	0	78	27	0	0	0	0	0	9	53	0	0	0	250	250
08:30 AM	55	0	7	0	0	50	17	0	0	0	0	0	5	59	0	0	0	193	193
08:45 AM	47	0	9	0	0	54	45	0	0	0	0	0	11	38	0	0	0	204	204
Total	217	0	60	0	0	269	128	0	0	0	0	0	37	214	0	0	0	925	925
*** ***																			
11:00 AM	35	0	4	0	0	67	35	1	0	0	0	0	7	58	0	0	1	206	207
11:15 AM	33	0	10	0	0	57	22	0	0	0	0	0	8	72	0	0	0	202	202
11:30 AM	35	0	8	0	0	75	31	0	0	0	0	0	9	109	0	0	0	267	267
11:45 AM	30	0	17	0	0	98	39	0	0	0	0	0	11	112	0	0	0	307	307
Total	133	0	39	0	0	297	127	1	0	0	0	0	35	351	0	0	1	982	983
12:00 PM	31	0	16	0	0	103	46	0	0	0	0	0	22	135	0	0	0	353	353
12:15 PM	56	0	15	0	0	103	60	0	0	0	0	0	14	112	0	0	0	360	360
12:30 PM	25	0	24	0	0	88	46	0	0	0	0	0	10	84	0	0	0	277	277
12:45 PM	31	0	16	0	0	81	47	0	0	0	0	0	9	72	0	0	0	256	256
Total	143	0	71	0	0	375	199	0	0	0	0	0	55	403	0	0	0	1246	1246
*** ***																			
04:00 PM	40	0	9	0	0	47	75	0	0	0	0	0	24	151	0	0	0	346	346
04:15 PM	41	0	9	0	0	53	83	0	0	0	0	0	21	119	0	0	0	326	326
04:30 PM	42	0	11	0	0	85	92	0	0	0	0	0	24	187	0	0	0	441	441
04:45 PM	47	0	10	0	0	91	93	0	0	0	0	0	17	113	0	0	0	371	371
Total	170	0	39	0	0	276	343	0	0	0	0	0	86	570	0	0	0	1484	1484
05:00 PM	47	0	12	0	0	82	110	0	0	0	0	0	21	164	0	0	0	436	436
05:15 PM	37	0	12	0	0	81	97	0	0	0	0	0	13	94	0	0	0	334	334
05:30 PM	64	0	7	0	0	63	101	0	0	0	0	0	15	94	0	0	0	344	344
05:45 PM	55	0	8	0	0	75	77	0	0	0	0	0	14	75	0	0	0	304	304
Total	203	0	39	0	0	301	385	0	0	0	0	0	63	427	0	0	0	1418	1418
Grand Total	1221	0	334	0	0	1975	1302	1	0	0	0	0	314	2177	0	0	1	7323	7324
Apprch %	78.5	0	21.5		0	60.3	39.7		0	0	0		12.6	87.4	0				
Total %	16.7	0	4.6		0	27	17.8		0	0	0		4.3	29.7	0		0	100	
Passenger Vehicles	1155	0	322		0	1895	1240		0	0	0		296	2098	0		0	0	7006
% Passenger Vehicles	94.6	0	96.4	0	0	95.9	95.2	0	0	0	0	0	94.3	96.4	0	0	0	0	95.7
Single Unit	39	0	9		0	27	31		0	0	0		13	29	0		0	0	148
% Single Unit	3.2	0	2.7	0	0	1.4	2.4	0	0	0	0	0	4.1	1.3	0	0	0	0	2
TTST	27	0	3		0	53	31		0	0	0		5	50	0		0	0	169
% TTST	2.2	0	0.9	0	0	2.7	2.4	0	0	0	0	0	1.6	2.3	0	0	0	0	2.3
Bicycles on Crosswalk	0	0	0		0	0	0		0	0	0		0	0	0		0	0	0
% Bicycles on Crosswalk	0	0	0	0	0	0	0	0	0	0	0	0	0	0	0	0	0	0	0
Pedestrians	0	0	0		0	0	0		0	0	0		0	0	0		0	0	1
% Pedestrians	0	0	0	0	0	0	0	100	0	0	0	0	0	0	0	0	0	0	0

VHB Engineering NC, PC

4000 WestChase Boulevard, Suite 530
Raleigh, NC 27607
p: 919-829-0328 f: 919-829-0329

File Name : NC 56 @ West Lyon Station
Site Code :
Start Date : 11/20/2014
Page No : 2

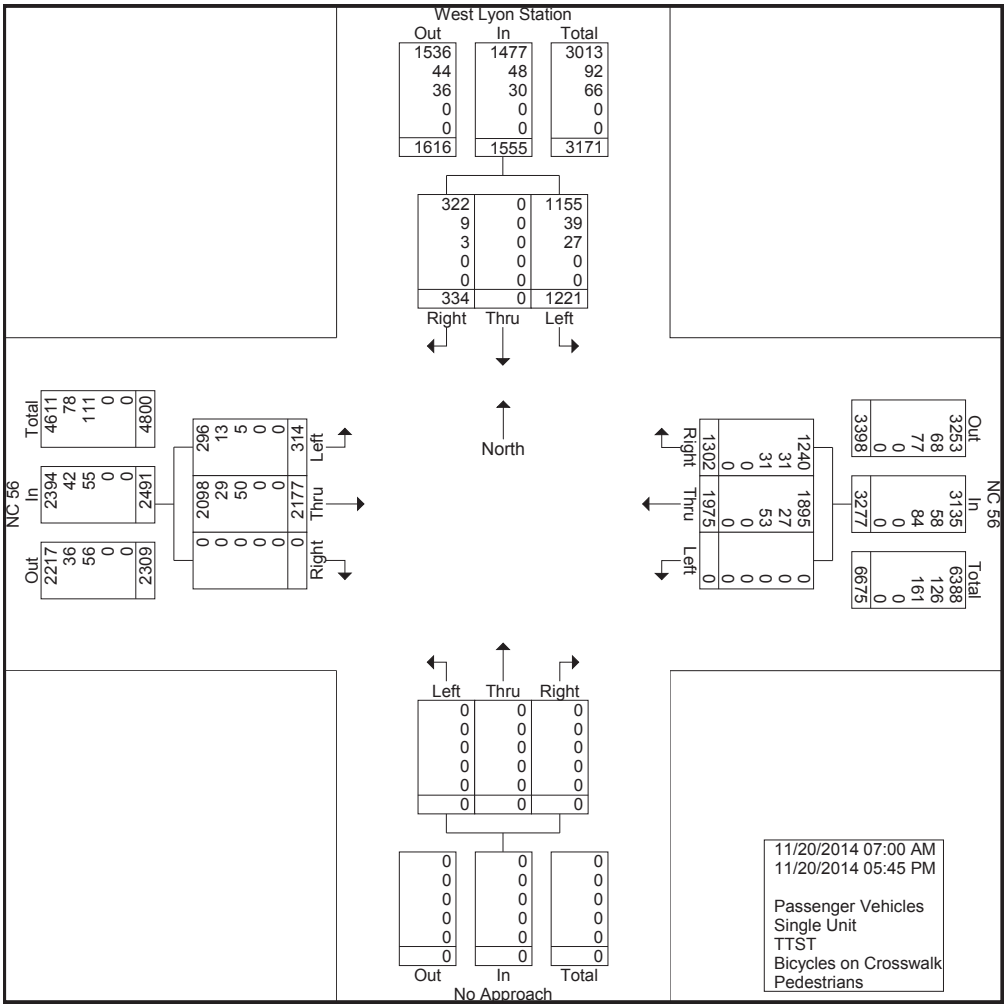

VHB Engineering NC, PC

4000 WestChase Boulevard, Suite 530
Raleigh, NC 27607
p: 919-829-0328 f: 919-829-0329

File Name : NC 56 @ West Lyon Station
Site Code :
Start Date : 11/20/2014
Page No : 3

	West Lyon Station Southbound				NC 56 Westbound				No Approach Northbound				NC 56 Eastbound				
Start Time	Left	Thru	Right	App. Total	Left	Thru	Right	App. Total	Left	Thru	Right	App. Total	Left	Thru	Right	App. Total	Int. Total
Peak Hour Analysis From 07:00 AM to 09:45 AM - Peak 1 of 1																	
Peak Hour for Entire Intersection Begins at 07:15 AM																	
07:15 AM	91	0	24	115	0	82	32	114	0	0	0	0	6	51	0	57	286
07:30 AM	113	0	28	141	0	107	21	128	0	0	0	0	10	72	0	82	351
07:45 AM	72	0	24	96	0	175	46	221	0	0	0	0	12	56	0	68	385
08:00 AM	55	0	21	76	0	87	39	126	0	0	0	0	12	64	0	76	278
Total Volume	331	0	97	428	0	451	138	589	0	0	0	0	40	243	0	283	1300
% App. Total	77.3	0	22.7		0	76.6	23.4		0	0	0		14.1	85.9	0		
PHF	.732	.000	.866	.759	.000	.644	.750	.666	.000	.000	.000	.000	.833	.844	.000	.863	.844
Passenger Vehicles	317	0	92	409	0	444	129	573	0	0	0	0	35	230	0	265	1247
% Passenger Vehicles	95.8	0	94.8	95.6	0	98.4	93.5	97.3	0	0	0	0	87.5	94.7	0	93.6	95.9
Single Unit	11	0	4	15	0	3	6	9	0	0	0	0	4	5	0	9	33
% Single Unit	3.3	0	4.1	3.5	0	0.7	4.3	1.5	0	0	0	0	10.0	2.1	0	3.2	2.5
TTST	3	0	1	4	0	4	3	7	0	0	0	0	1	8	0	9	20
% TTST	0.9	0	1.0	0.9	0	0.9	2.2	1.2	0	0	0	0	2.5	3.3	0	3.2	1.5
Bicycles on Crosswalk	0	0	0	0	0	0	0	0	0	0	0	0	0	0	0	0	0
% Bicycles on Crosswalk	0	0	0	0	0	0	0	0	0	0	0	0	0	0	0	0	0
Pedestrians	0	0	0	0	0	0	0	0	0	0	0	0	0	0	0	0	0
% Pedestrians	0	0	0	0	0	0	0	0	0	0	0	0	0	0	0	0	0

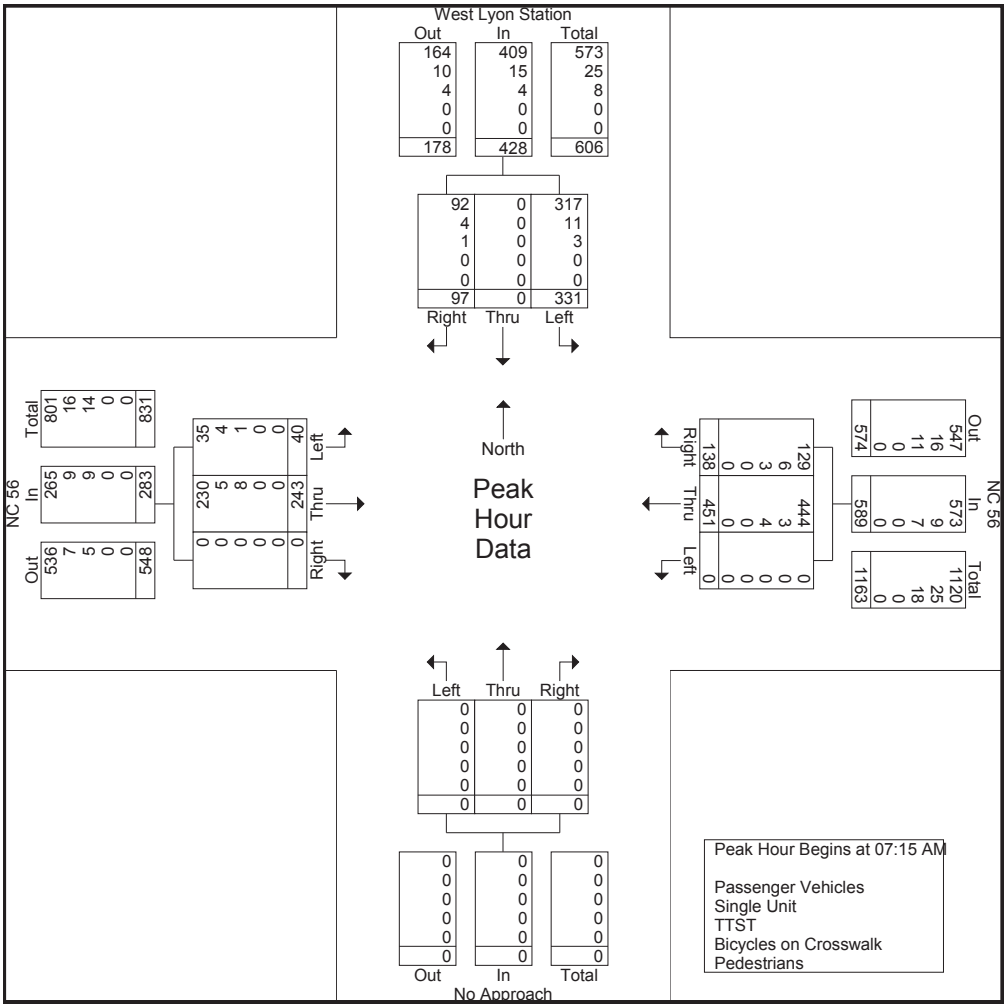

VHB Engineering NC, PC

4000 WestChase Boulevard, Suite 530
Raleigh, NC 27607
p: 919-829-0328 f: 919-829-0329

File Name : NC 56 @ West Lyon Station
Site Code :
Start Date : 11/20/2014
Page No : 4

	West Lyon Station Southbound				NC 56 Westbound				No Approach Northbound				NC 56 Eastbound				
Start Time	Left	Thru	Right	App. Total	Left	Thru	Right	App. Total	Left	Thru	Right	App. Total	Left	Thru	Right	App. Total	Int. Total
Peak Hour Analysis From 10:00 AM to 01:45 PM - Peak 1 of 1																	
Peak Hour for Entire Intersection Begins at 11:45 AM																	
11:45 AM	30	0	17	47	0	98	39	137	0	0	0	0	11	112	0	123	307
12:00 PM	31	0	16	47	0	103	46	149	0	0	0	0	22	135	0	157	353
12:15 PM	56	0	15	71	0	103	60	163	0	0	0	0	14	112	0	126	360
12:30 PM	25	0	24	49	0	88	46	134	0	0	0	0	10	84	0	94	277
Total Volume	142	0	72	214	0	392	191	583	0	0	0	0	57	443	0	500	1297
% App. Total	66.4	0	33.6		0	67.2	32.8		0	0	0		11.4	88.6	0		
PHF	.634	.000	.750	.754	.000	.951	.796	.894	.000	.000	.000	.000	.648	.820	.000	.796	.901
Passenger Vehicles	129	0	70	199	0	371	178	549	0	0	0	0	52	426	0	478	1226
% Passenger Vehicles	90.8	0	97.2	93.0	0	94.6	93.2	94.2	0	0	0	0	91.2	96.2	0	95.6	94.5
Single Unit	5	0	2	7	0	5	6	11	0	0	0	0	3	10	0	13	31
% Single Unit	3.5	0	2.8	3.3	0	1.3	3.1	1.9	0	0	0	0	5.3	2.3	0	2.6	2.4
TTST	8	0	0	8	0	16	7	23	0	0	0	0	2	7	0	9	40
% TTST	5.6	0	0	3.7	0	4.1	3.7	3.9	0	0	0	0	3.5	1.6	0	1.8	3.1
Bicycles on Crosswalk	0	0	0	0	0	0	0	0	0	0	0	0	0	0	0	0	0
% Bicycles on Crosswalk	0	0	0	0	0	0	0	0	0	0	0	0	0	0	0	0	0
Pedestrians	0	0	0	0	0	0	0	0	0	0	0	0	0	0	0	0	0
% Pedestrians	0	0	0	0	0	0	0	0	0	0	0	0	0	0	0	0	0

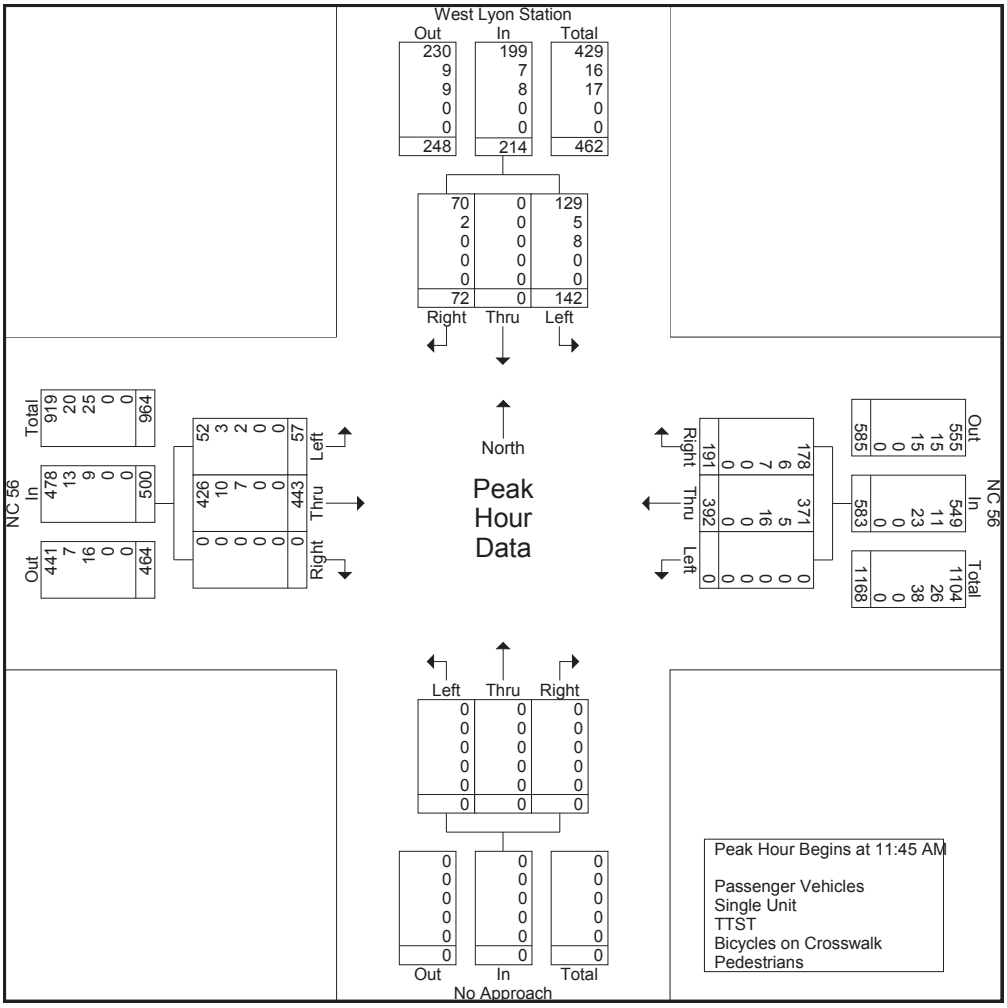

VHB Engineering NC, PC

4000 WestChase Boulevard, Suite 530
Raleigh, NC 27607
p: 919-829-0328 f: 919-829-0329

File Name : NC 56 @ West Lyon Station
Site Code :
Start Date : 11/20/2014
Page No : 5

	West Lyon Station Southbound				NC 56 Westbound				No Approach Northbound				NC 56 Eastbound				
Start Time	Left	Thru	Right	App. Total	Left	Thru	Right	App. Total	Left	Thru	Right	App. Total	Left	Thru	Right	App. Total	Int. Total
Peak Hour Analysis From 02:00 PM to 05:45 PM - Peak 1 of 1																	
Peak Hour for Entire Intersection Begins at 04:30 PM																	
04:30 PM	42	0	11	53	0	85	92	177	0	0	0	0	24	187	0	211	441
04:45 PM	47	0	10	57	0	91	93	184	0	0	0	0	17	113	0	130	371
05:00 PM	47	0	12	59	0	82	110	192	0	0	0	0	21	164	0	185	436
05:15 PM	37	0	12	49	0	81	97	178	0	0	0	0	13	94	0	107	334
Total Volume	173	0	45	218	0	339	392	731	0	0	0	0	75	558	0	633	1582
% App. Total	79.4	0	20.6		0	46.4	53.6		0	0	0		11.8	88.2	0		
PHF	.920	.000	.938	.924	.000	.931	.891	.952	.000	.000	.000	.000	.781	.746	.000	.750	.897
Passenger Vehicles	165	0	43	208	0	328	386	714	0	0	0	0	73	548	0	621	1543
% Passenger Vehicles	95.4	0	95.6	95.4	0	96.8	98.5	97.7	0	0	0	0	97.3	98.2	0	98.1	97.5
Single Unit	6	0	2	8	0	5	3	8	0	0	0	0	2	4	0	6	22
% Single Unit	3.5	0	4.4	3.7	0	1.5	0.8	1.1	0	0	0	0	2.7	0.7	0	0.9	1.4
TTST	2	0	0	2	0	6	3	9	0	0	0	0	0	6	0	6	17
% TTST	1.2	0	0	0.9	0	1.8	0.8	1.2	0	0	0	0	0	1.1	0	0.9	1.1
Bicycles on Crosswalk	0	0	0	0	0	0	0	0	0	0	0	0	0	0	0	0	0
% Bicycles on Crosswalk	0	0	0	0	0	0	0	0	0	0	0	0	0	0	0	0	0
Pedestrians	0	0	0	0	0	0	0	0	0	0	0	0	0	0	0	0	0
% Pedestrians	0	0	0	0	0	0	0	0	0	0	0	0	0	0	0	0	0

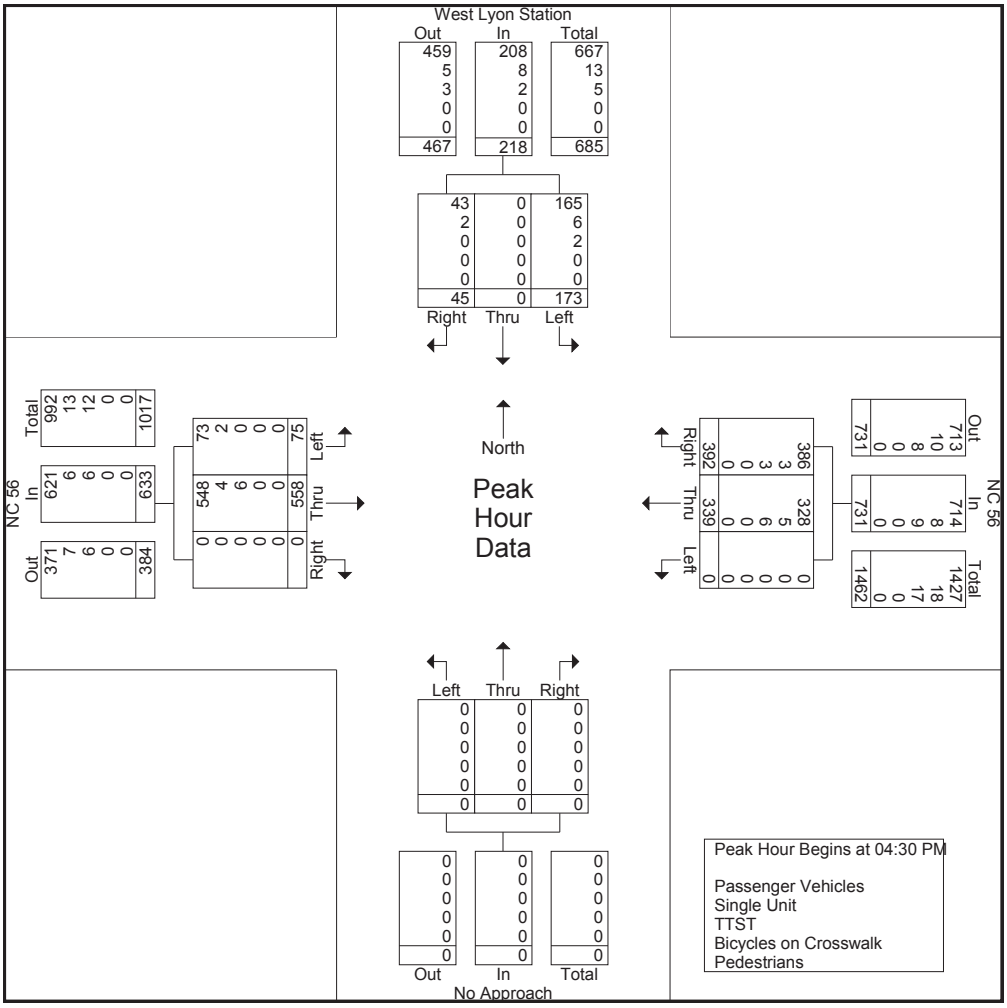

VHB Engineering NC, PC

4000 WestChase Boulevard, Suite 530
Raleigh, NC 27607
p: 919-829-0328 f: 919-829-0329

File Name : NC 56 @ I-85 SB
Site Code :
Start Date : 11/20/2014
Page No : 1

Groups Printed- Passenger Vehicles - Single Unit - TTST - Bicycles on Crosswalk - Pedestrians

	I-85 Southbound Off-Ramp Southbound				NC 56 Westbound				I-85 Southbound On-Ramp Northbound				NC 56 Eastbound						
Start Time	Left	Thru	Right	Peds	Left	Thru	Right	Peds	Left	Thru	Right	Peds	Left	Thru	Right	Peds	Exclu. Total	Inclu. Total	Int. Total
07:00 AM	18	0	38	0	38	72	0	0	0	0	0	0	0	70	36	0	0	272	272
07:15 AM	20	0	30	0	43	85	0	0	0	0	0	0	0	77	59	0	0	314	314
07:30 AM	30	0	47	0	29	84	0	0	0	0	0	0	0	99	68	0	0	357	357
07:45 AM	40	0	59	0	34	160	0	0	0	0	0	0	0	82	35	0	0	410	410
Total	108	0	174	0	144	401	0	0	0	0	0	0	0	328	198	0	0	1353	1353
08:00 AM	23	0	21	0	39	105	0	0	0	0	0	0	0	86	33	0	0	307	307
08:15 AM	21	0	23	0	35	82	0	0	0	0	0	0	0	74	40	0	0	275	275
08:30 AM	18	0	13	0	37	62	0	0	0	0	0	0	0	82	31	0	0	243	243
08:45 AM	20	0	10	0	40	89	0	0	0	0	0	0	0	66	21	0	0	246	246
Total	82	0	67	0	151	338	0	0	0	0	0	0	0	308	125	0	0	1071	1071
*** ***																			
11:00 AM	24	0	11	0	20	91	0	0	0	0	0	1	0	80	15	0	1	241	242
11:15 AM	23	0	7	1	20	71	0	0	0	0	0	0	0	86	19	0	1	226	227
11:30 AM	22	0	12	0	32	96	0	0	0	0	0	0	0	130	14	0	0	306	306
11:45 AM	22	0	13	0	29	122	0	0	0	0	0	0	0	142	5	0	0	333	333
Total	91	0	43	1	101	380	0	0	0	0	0	1	0	438	53	0	2	1106	1108
12:00 PM	15	0	13	0	26	137	0	0	0	0	0	0	0	160	13	0	0	364	364
12:15 PM	25	0	13	0	40	150	0	0	0	0	0	0	0	145	23	0	0	396	396
12:30 PM	20	0	10	0	36	121	0	0	0	0	0	0	0	95	10	0	0	292	292
12:45 PM	22	0	19	0	32	111	0	0	0	0	0	0	0	96	13	0	0	293	293
Total	82	0	55	0	134	519	0	0	0	0	0	0	0	496	59	0	0	1345	1345
*** ***																			
04:00 PM	25	0	10	0	23	113	0	0	0	0	0	0	0	170	15	0	0	356	356
04:15 PM	19	0	13	0	30	122	0	0	0	0	0	0	0	152	14	0	0	350	350
04:30 PM	21	0	20	0	35	159	0	0	0	0	0	0	0	205	25	0	0	465	465
04:45 PM	32	0	24	0	41	162	0	0	0	0	0	0	0	131	31	0	0	421	421
Total	97	0	67	0	129	556	0	0	0	0	0	0	0	658	85	0	0	1592	1592
05:00 PM	33	0	24	0	28	154	0	0	0	0	0	0	0	197	34	0	0	470	470
05:15 PM	31	0	30	0	43	147	0	0	0	0	0	0	0	114	19	0	0	384	384
05:30 PM	26	0	14	0	25	150	0	0	0	0	0	0	0	135	26	0	0	376	376
05:45 PM	25	0	16	0	27	144	0	0	0	0	0	0	0	106	23	0	0	341	341
Total	115	0	84	0	123	595	0	0	0	0	0	0	0	552	102	0	0	1571	1571
Grand Total	575	0	490	1	782	2789	0	0	0	0	0	1	0	2780	622	0	2	8038	8040
Apprch %	54	0	46		21.9	78.1	0		0	0	0		0	81.7	18.3				
Total %	7.2	0	6.1		9.7	34.7	0		0	0	0		0	34.6	7.7		0	100	
Passenger Vehicles	539	0	440		719	2711	0		0	0	0		0	2682	581		0	0	7672
% Passenger Vehicles	93.7	0	89.8	0	91.9	97.2	0	0	0	0	0	0	0	96.5	93.4	0	0	0	95.4
Single Unit	18	0	10		32	26	0		0	0	0		0	44	19		0	0	149
% Single Unit	3.1	0	2	0	4.1	0.9	0	0	0	0	0	0	0	1.6	3.1	0	0	0	1.9
TTST	18	0	40		31	52	0		0	0	0		0	54	22		0	0	217
% TTST	3.1	0	8.2	0	4	1.9	0	0	0	0	0	0	0	1.9	3.5	0	0	0	2.7
Bicycles on Crosswalk	0	0	0		0	0	0		0	0	0		0	0	0		0	0	0
% Bicycles on Crosswalk	0	0	0	0	0	0	0	0	0	0	0	0	0	0	0	0	0	0	0
Pedestrians	0	0	0		0	0	0		0	0	0		0	0	0		0	0	2
% Pedestrians	0	0	0	100	0	0	0	0	0	0	0	100	0	0	0	0	0	0	0

VHB Engineering NC, PC

4000 WestChase Boulevard, Suite 530
Raleigh, NC 27607
p: 919-829-0328 f: 919-829-0329

File Name : NC 56 @ I-85 SB
Site Code :
Start Date : 11/20/2014
Page No : 2

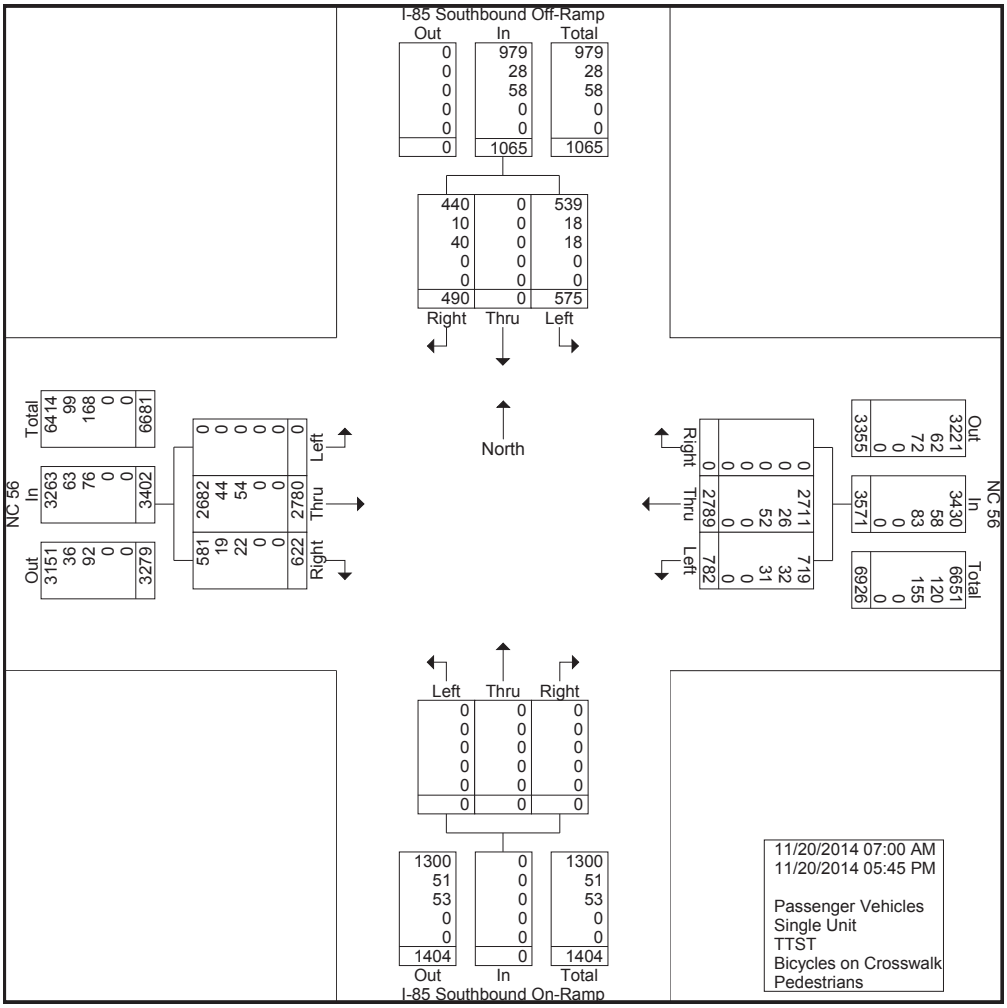

VHB Engineering NC, PC

4000 WestChase Boulevard, Suite 530
Raleigh, NC 27607
p: 919-829-0328 f: 919-829-0329

File Name : NC 56 @ I-85 SB
Site Code :
Start Date : 11/20/2014
Page No : 3

	I-85 Southbound Off-Ramp Southbound				NC 56 Westbound				I-85 Southbound On-Ramp Northbound				NC 56 Eastbound				
Start Time	Left	Thru	Right	App. Total	Left	Thru	Right	App. Total	Left	Thru	Right	App. Total	Left	Thru	Right	App. Total	Int. Total
Peak Hour Analysis From 07:00 AM to 09:45 AM - Peak 1 of 1																	
Peak Hour for Entire Intersection Begins at 07:15 AM																	
07:15 AM	20	0	30	50	43	85	0	128	0	0	0	0	0	77	59	136	314
07:30 AM	30	0	47	77	29	84	0	113	0	0	0	0	0	99	68	167	357
07:45 AM	40	0	59	99	34	160	0	194	0	0	0	0	0	82	35	117	410
08:00 AM	23	0	21	44	39	105	0	144	0	0	0	0	0	86	33	119	307
Total Volume	113	0	157	270	145	434	0	579	0	0	0	0	0	344	195	539	1388
% App. Total	41.9	0	58.1		25	75	0		0	0	0		0	63.8	36.2		
PHF	.706	.000	.665	.682	.843	.678	.000	.746	.000	.000	.000	.000	.000	.869	.717	.807	.846
Passenger Vehicles	107	0	149	256	138	426	0	564	0	0	0	0	0	332	183	515	1335
% Passenger Vehicles	94.7	0	94.9	94.8	95.2	98.2	0	97.4	0	0	0	0	0	96.5	93.8	95.5	96.2
Single Unit	4	0	4	8	6	4	0	10	0	0	0	0	0	7	6	13	31
% Single Unit	3.5	0	2.5	3.0	4.1	0.9	0	1.7	0	0	0	0	0	2.0	3.1	2.4	2.2
TTST	2	0	4	6	1	4	0	5	0	0	0	0	0	5	6	11	22
% TTST	1.8	0	2.5	2.2	0.7	0.9	0	0.9	0	0	0	0	0	1.5	3.1	2.0	1.6
Bicycles on Crosswalk	0	0	0	0	0	0	0	0	0	0	0	0	0	0	0	0	0
% Bicycles on Crosswalk	0	0	0	0	0	0	0	0	0	0	0	0	0	0	0	0	0
Pedestrians	0	0	0	0	0	0	0	0	0	0	0	0	0	0	0	0	0
% Pedestrians	0	0	0	0	0	0	0	0	0	0	0	0	0	0	0	0	0

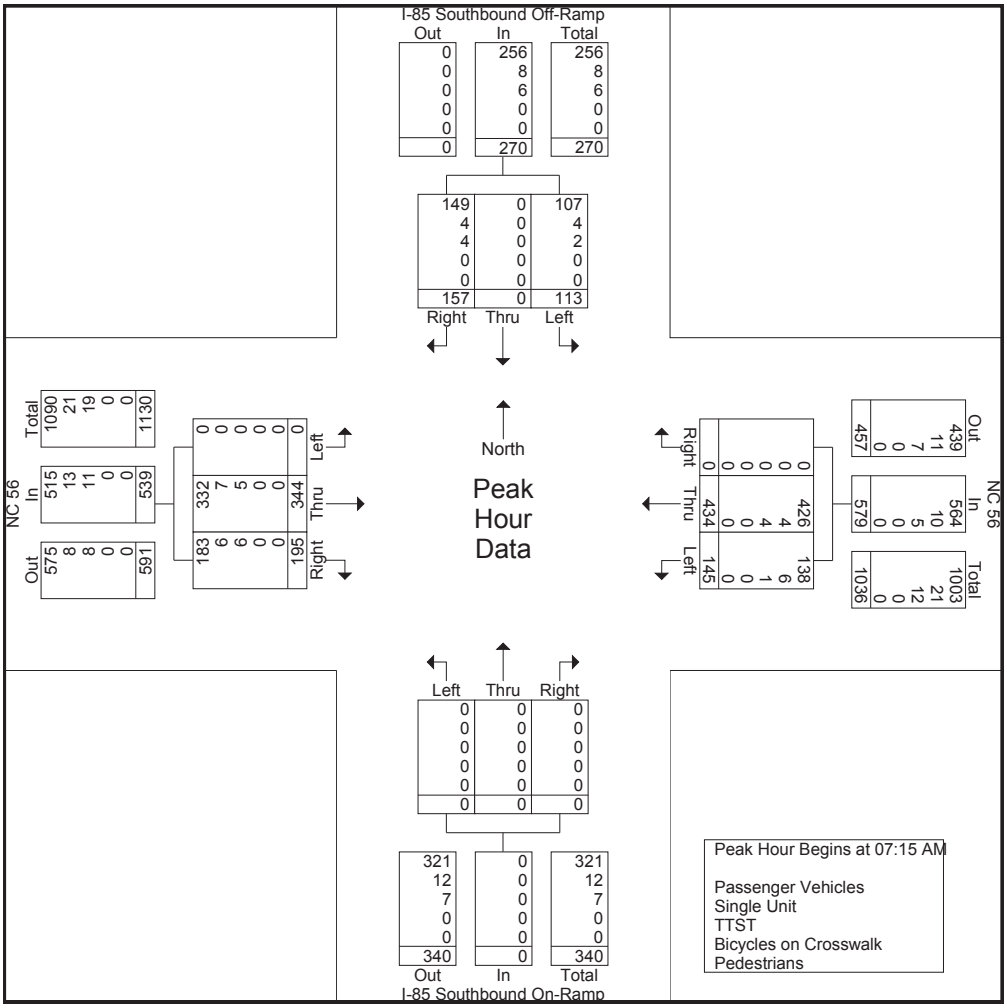

VHB Engineering NC, PC

4000 WestChase Boulevard, Suite 530
Raleigh, NC 27607
p: 919-829-0328 f: 919-829-0329

File Name : NC 56 @ I-85 SB
Site Code :
Start Date : 11/20/2014
Page No : 4

	I-85 Southbound Off-Ramp Southbound				NC 56 Westbound				I-85 Southbound On-Ramp Northbound				NC 56 Eastbound				
Start Time	Left	Thru	Right	App. Total	Left	Thru	Right	App. Total	Left	Thru	Right	App. Total	Left	Thru	Right	App. Total	Int. Total
Peak Hour Analysis From 10:00 AM to 01:45 PM - Peak 1 of 1																	
Peak Hour for Entire Intersection Begins at 11:30 AM																	
11:30 AM	22	0	12	34	32	96	0	128	0	0	0	0	0	130	14	144	306
11:45 AM	22	0	13	35	29	122	0	151	0	0	0	0	0	142	5	147	333
12:00 PM	15	0	13	28	26	137	0	163	0	0	0	0	0	160	13	173	364
12:15 PM	25	0	13	38	40	150	0	190	0	0	0	0	0	145	23	168	396
Total Volume	84	0	51	135	127	505	0	632	0	0	0	0	0	577	55	632	1399
% App. Total	62.2	0	37.8		20.1	79.9	0		0	0	0		0	91.3	8.7		
PHF	.840	.000	.981	.888	.794	.842	.000	.832	.000	.000	.000	.000	.000	.902	.598	.913	.883
Passenger Vehicles	77	0	39	116	113	492	0	605	0	0	0	0	0	553	45	598	1319
% Passenger Vehicles	91.7	0	76.5	85.9	89.0	97.4	0	95.7	0	0	0	0	0	95.8	81.8	94.6	94.3
Single Unit	3	0	2	5	6	3	0	9	0	0	0	0	0	11	3	14	28
% Single Unit	3.6	0	3.9	3.7	4.7	0.6	0	1.4	0	0	0	0	0	1.9	5.5	2.2	2.0
TTST	4	0	10	14	8	10	0	18	0	0	0	0	0	13	7	20	52
% TTST	4.8	0	19.6	10.4	6.3	2.0	0	2.8	0	0	0	0	0	2.3	12.7	3.2	3.7
Bicycles on Crosswalk	0	0	0	0	0	0	0	0	0	0	0	0	0	0	0	0	0
% Bicycles on Crosswalk	0	0	0	0	0	0	0	0	0	0	0	0	0	0	0	0	0
Pedestrians	0	0	0	0	0	0	0	0	0	0	0	0	0	0	0	0	0
% Pedestrians	0	0	0	0	0	0	0	0	0	0	0	0	0	0	0	0	0

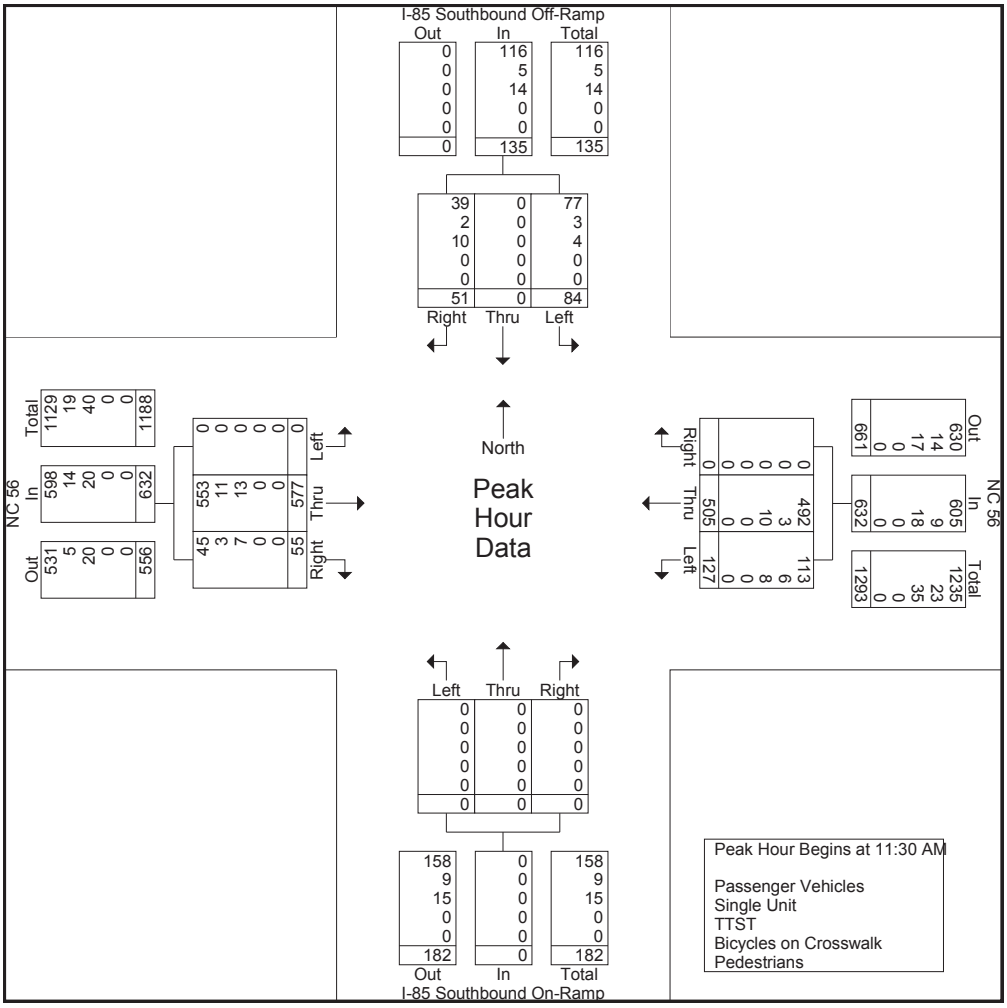

VHB Engineering NC, PC

4000 WestChase Boulevard, Suite 530
Raleigh, NC 27607
p: 919-829-0328 f: 919-829-0329

File Name : NC 56 @ I-85 SB
Site Code :
Start Date : 11/20/2014
Page No : 5

	I-85 Southbound Off-Ramp Southbound				NC 56 Westbound				I-85 Southbound On-Ramp Northbound				NC 56 Eastbound				
Start Time	Left	Thru	Right	App. Total	Left	Thru	Right	App. Total	Left	Thru	Right	App. Total	Left	Thru	Right	App. Total	Int. Total
Peak Hour Analysis From 02:00 PM to 05:45 PM - Peak 1 of 1																	
Peak Hour for Entire Intersection Begins at 04:30 PM																	
04:30 PM	21	0	20	41	35	159	0	194	0	0	0	0	0	205	25	230	465
04:45 PM	32	0	24	56	41	162	0	203	0	0	0	0	0	131	31	162	421
05:00 PM	33	0	24	57	28	154	0	182	0	0	0	0	0	197	34	231	470
05:15 PM	31	0	30	61	43	147	0	190	0	0	0	0	0	114	19	133	384
Total Volume	117	0	98	215	147	622	0	769	0	0	0	0	0	647	109	756	1740
% App. Total	54.4	0	45.6		19.1	80.9	0		0	0	0		0	85.6	14.4		
PHF	.886	.000	.817	.881	.855	.960	.000	.947	.000	.000	.000	.000	.000	.789	.801	.818	.926
Passenger Vehicles	113	0	95	208	135	608	0	743	0	0	0	0	0	635	103	738	1689
% Passenger Vehicles	96.6	0	96.9	96.7	91.8	97.7	0	96.6	0	0	0	0	0	98.1	94.5	97.6	97.1
Single Unit	1	0	1	2	5	5	0	10	0	0	0	0	0	6	4	10	22
% Single Unit	0.9	0	1.0	0.9	3.4	0.8	0	1.3	0	0	0	0	0	0.9	3.7	1.3	1.3
TTST	3	0	2	5	7	9	0	16	0	0	0	0	0	6	2	8	29
% TTST	2.6	0	2.0	2.3	4.8	1.4	0	2.1	0	0	0	0	0	0.9	1.8	1.1	1.7
Bicycles on Crosswalk	0	0	0	0	0	0	0	0	0	0	0	0	0	0	0	0	0
% Bicycles on Crosswalk	0	0	0	0	0	0	0	0	0	0	0	0	0	0	0	0	0
Pedestrians	0	0	0	0	0	0	0	0	0	0	0	0	0	0	0	0	0
% Pedestrians	0	0	0	0	0	0	0	0	0	0	0	0	0	0	0	0	0

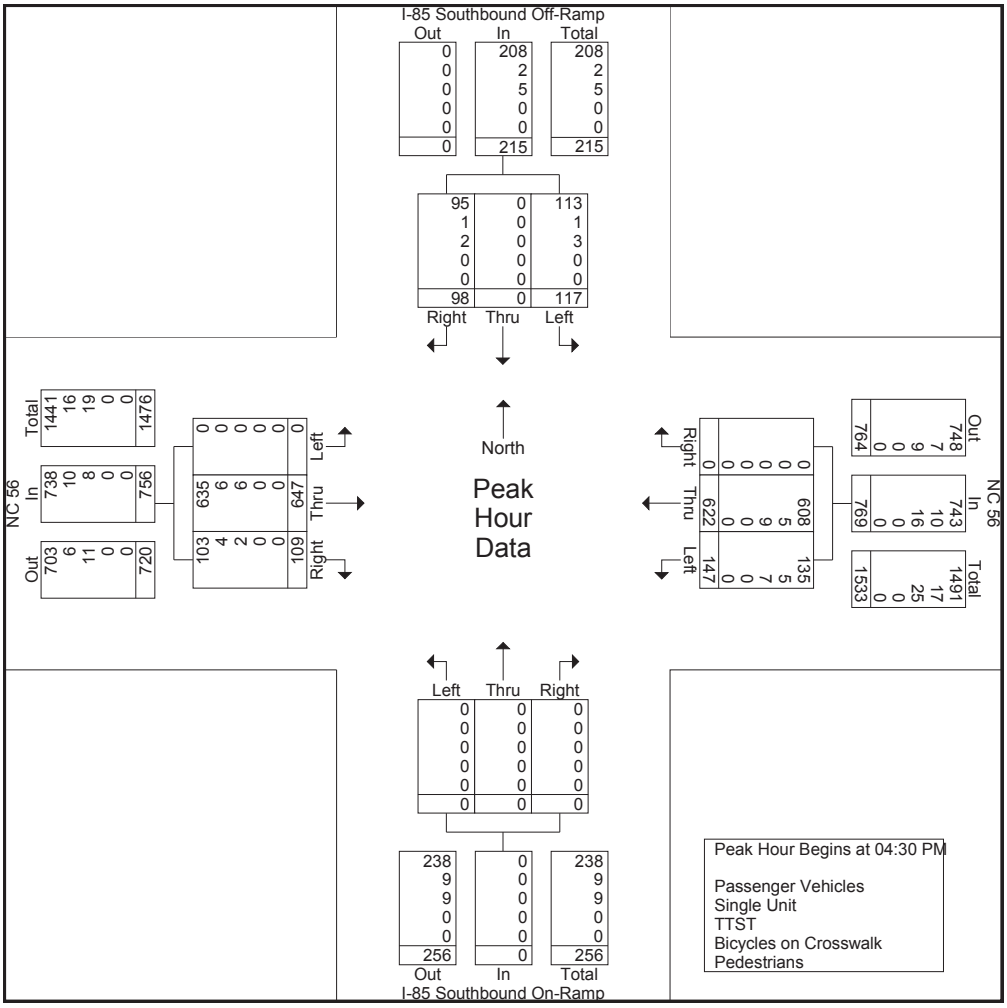

VHB Engineering NC, PC

4000 WestChase Boulevard, Suite 530
Raleigh, NC 27607
p: 919-829-0328 f: 919-829-0329

File Name : NC 56 @ I-85 NB
Site Code :
Start Date : 11/20/2014
Page No : 1

Groups Printed- Passenger Vehicles - Single Unit - TTST - Bicycles on Crosswalk - Pedestrians

	I-85 Northbound On-Ramp Southbound				NC 56 Westbound				I-85 Northbound Off-Ramp Northbound				NC 56 Eastbound						
Start Time	Left	Thru	Right	Peds	Left	Thru	Right	Peds	Left	Thru	Right	Peds	Left	Thru	Right	Peds	Exclu. Total	Inclu. Total	Int. Total
07:00 AM	0	0	0	0	0	101	16	0	5	1	18	0	11	81	0	0	0	233	233
07:15 AM	0	0	0	0	0	112	15	0	15	1	23	0	10	88	0	0	0	264	264
07:30 AM	0	0	0	0	0	110	18	0	10	0	28	0	22	121	0	0	0	309	309
07:45 AM	0	0	0	0	0	165	18	0	28	1	30	0	9	125	0	0	0	376	376
Total	0	0	0	0	0	488	67	0	58	3	99	0	52	415	0	0	0	1182	1182
08:00 AM	0	0	0	0	0	115	12	0	24	0	33	0	20	86	0	0	0	290	290
08:15 AM	0	0	0	0	0	104	22	0	17	0	31	0	9	85	0	0	0	268	268
08:30 AM	0	0	0	0	0	96	20	0	6	0	34	0	11	88	0	0	0	255	255
08:45 AM	0	0	0	0	0	115	18	0	11	0	34	0	10	75	0	0	0	263	263
Total	0	0	0	0	0	430	72	0	58	0	132	0	50	334	0	0	0	1076	1076
*** ***																			
11:00 AM	0	0	0	0	0	104	17	0	13	1	21	1	8	100	0	0	1	264	265
11:15 AM	0	0	0	1	0	85	24	0	6	0	41	0	11	95	0	0	1	262	263
11:30 AM	0	0	0	0	0	116	20	0	10	0	34	0	10	143	0	0	0	333	333
11:45 AM	0	0	0	0	0	144	20	0	6	0	34	0	12	151	0	0	0	367	367
Total	0	0	0	1	0	449	81	0	35	1	130	1	41	489	0	0	2	1226	1228
12:00 PM	0	0	0	0	0	152	25	0	11	0	37	0	10	165	0	0	0	400	400
12:15 PM	0	0	0	0	0	184	24	0	14	0	38	0	7	165	0	0	0	432	432
12:30 PM	0	0	0	0	0	141	31	0	16	0	37	0	12	103	0	0	0	340	340
12:45 PM	0	0	0	0	0	140	18	0	8	0	33	0	15	101	0	0	0	315	315
Total	0	0	0	0	0	617	98	0	49	0	145	0	44	534	0	0	0	1487	1487
*** ***																			
04:00 PM	0	0	0	0	0	114	40	0	33	0	53	0	40	153	0	0	0	433	433
04:15 PM	0	0	0	0	0	122	42	0	40	0	54	0	29	136	0	0	0	423	423
04:30 PM	0	0	0	0	0	161	65	0	40	0	44	0	55	166	0	0	0	531	531
04:45 PM	0	0	0	0	0	160	40	0	32	0	58	0	30	130	0	0	0	450	450
Total	0	0	0	0	0	557	187	0	145	0	209	0	154	585	0	0	0	1837	1837
05:00 PM	0	0	0	0	0	163	32	0	37	0	77	0	45	185	0	0	0	539	539
05:15 PM	0	0	0	0	0	152	36	0	42	0	81	0	20	126	0	0	0	457	457
05:30 PM	0	0	0	0	0	145	37	0	36	0	69	0	15	147	0	0	0	449	449
05:45 PM	0	0	0	0	0	140	33	0	33	0	60	0	13	123	0	0	0	402	402
Total	0	0	0	0	0	600	138	0	148	0	287	0	93	581	0	0	0	1847	1847
Grand Total	0	0	0	1	0	3141	643	0	493	4	1002	1	434	2938	0	0	2	8655	8657
Apprch %	0	0	0		0	83	17		32.9	0.3	66.8		12.9	87.1	0				
Total %	0	0	0		0	36.3	7.4		5.7	0	11.6		5	33.9	0		0	100	
Passenger Vehicles	0	0	0		0	3012	609		451	3	927		395	2838	0		0	0	8235
% Passenger Vehicles	0	0	0	0	0	95.9	94.7	0	91.5	75	92.5	0	91	96.6	0	0	0	0	95.1
Single Unit	0	0	0		0	78	14		14	0	35		10	57	0		0	0	208
% Single Unit	0	0	0	0	0	2.5	2.2	0	2.8	0	3.5	0	2.3	1.9	0	0	0	0	2.4
TTST	0	0	0		0	51	20		28	1	40		29	43	0		0	0	212
% TTST	0	0	0	0	0	1.6	3.1	0	5.7	25	4	0	6.7	1.5	0	0	0	0	2.4
Bicycles on Crosswalk	0	0	0		0	0	0		0	0	0		0	0	0		0	0	0
% Bicycles on Crosswalk	0	0	0	0	0	0	0	0	0	0	0	0	0	0	0	0	0	0	0
Pedestrians	0	0	0		0	0	0		0	0	0		0	0	0		0	0	2
% Pedestrians	0	0	0	100	0	0	0	0	0	0	0	100	0	0	0	0	0	0	0

VHB Engineering NC, PC

4000 WestChase Boulevard, Suite 530
Raleigh, NC 27607
p: 919-829-0328 f: 919-829-0329

File Name : NC 56 @ I-85 NB
Site Code :
Start Date : 11/20/2014
Page No : 2

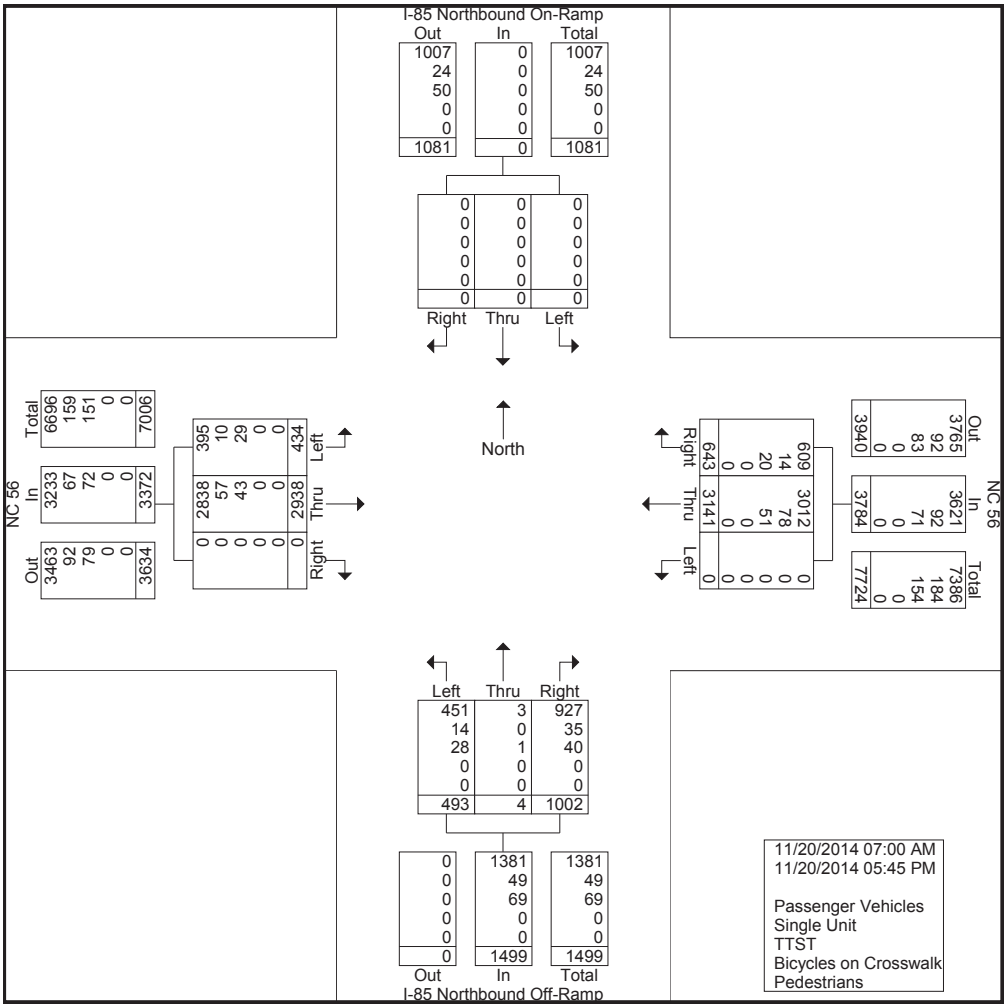

VHB Engineering NC, PC

4000 WestChase Boulevard, Suite 530
Raleigh, NC 27607
p: 919-829-0328 f: 919-829-0329

File Name : NC 56 @ I-85 NB
Site Code :
Start Date : 11/20/2014
Page No : 3

	I-85 Northbound On-Ramp Southbound				NC 56 Westbound				I-85 Northbound Off-Ramp Northbound				NC 56 Eastbound				
Start Time	Left	Thru	Right	App. Total	Left	Thru	Right	App. Total	Left	Thru	Right	App. Total	Left	Thru	Right	App. Total	Int. Total
Peak Hour Analysis From 07:00 AM to 09:45 AM - Peak 1 of 1																	
Peak Hour for Entire Intersection Begins at 07:30 AM																	
07:30 AM	0	0	0	0	0	110	18	128	10	0	28	38	22	121	0	143	309
07:45 AM	0	0	0	0	0	165	18	183	28	1	30	59	9	125	0	134	376
08:00 AM	0	0	0	0	0	115	12	127	24	0	33	57	20	86	0	106	290
08:15 AM	0	0	0	0	0	104	22	126	17	0	31	48	9	85	0	94	268
Total Volume	0	0	0	0	0	494	70	564	79	1	122	202	60	417	0	477	1243
% App. Total	0	0	0		0	87.6	12.4		39.1	0.5	60.4		12.6	87.4	0		
PHF	.000	.000	.000	.000	.000	.748	.795	.770	.705	.250	.924	.856	.682	.834	.000	.834	.826
Passenger Vehicles	0	0	0	0	0	478	65	543	74	1	110	185	55	405	0	460	1188
% Passenger Vehicles	0	0	0	0	0	96.8	92.9	96.3	93.7	100	90.2	91.6	91.7	97.1	0	96.4	95.6
Single Unit	0	0	0	0	0	12	4	16	1	0	5	6	3	5	0	8	30
% Single Unit	0	0	0	0	0	2.4	5.7	2.8	1.3	0	4.1	3.0	5.0	1.2	0	1.7	2.4
TTST	0	0	0	0	0	4	1	5	4	0	7	11	2	7	0	9	25
% TTST	0	0	0	0	0	0.8	1.4	0.9	5.1	0	5.7	5.4	3.3	1.7	0	1.9	2.0
Bicycles on Crosswalk	0	0	0	0	0	0	0	0	0	0	0	0	0	0	0	0	0
% Bicycles on Crosswalk	0	0	0	0	0	0	0	0	0	0	0	0	0	0	0	0	0
Pedestrians	0	0	0	0	0	0	0	0	0	0	0	0	0	0	0	0	0
% Pedestrians	0	0	0	0	0	0	0	0	0	0	0	0	0	0	0	0	0

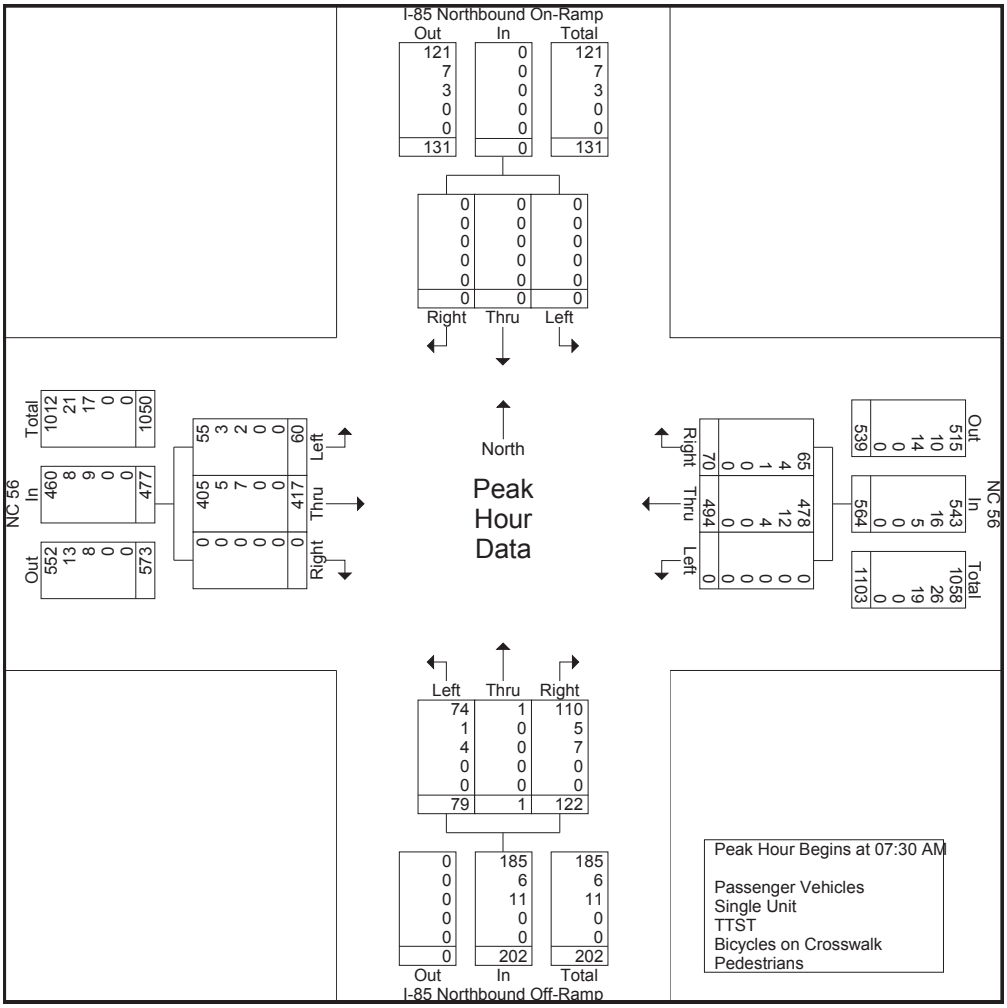

VHB Engineering NC, PC

4000 WestChase Boulevard, Suite 530
Raleigh, NC 27607
p: 919-829-0328 f: 919-829-0329

File Name : NC 56 @ I-85 NB
Site Code :
Start Date : 11/20/2014
Page No : 4

	I-85 Northbound On-Ramp Southbound				NC 56 Westbound				I-85 Northbound Off-Ramp Northbound				NC 56 Eastbound				
Start Time	Left	Thru	Right	App. Total	Left	Thru	Right	App. Total	Left	Thru	Right	App. Total	Left	Thru	Right	App. Total	Int. Total
Peak Hour Analysis From 10:00 AM to 01:45 PM - Peak 1 of 1																	
Peak Hour for Entire Intersection Begins at 11:45 AM																	
11:45 AM	0	0	0	0	0	144	20	164	6	0	34	40	12	151	0	163	367
12:00 PM	0	0	0	0	0	152	25	177	11	0	37	48	10	165	0	175	400
12:15 PM	0	0	0	0	0	184	24	208	14	0	38	52	7	165	0	172	432
12:30 PM	0	0	0	0	0	141	31	172	16	0	37	53	12	103	0	115	340
Total Volume	0	0	0	0	0	621	100	721	47	0	146	193	41	584	0	625	1539
% App. Total	0	0	0		0	86.1	13.9		24.4	0	75.6		6.6	93.4	0		
PHF	.000	.000	.000	.000	.000	.844	.806	.867	.734	.000	.961	.910	.854	.885	.000	.893	.891
Passenger Vehicles	0	0	0	0	0	592	93	685	39	0	135	174	33	561	0	594	1453
% Passenger Vehicles	0	0	0	0	0	95.3	93.0	95.0	83.0	0	92.5	90.2	80.5	96.1	0	95.0	94.4
Single Unit	0	0	0	0	0	17	2	19	3	0	6	9	2	15	0	17	45
% Single Unit	0	0	0	0	0	2.7	2.0	2.6	6.4	0	4.1	4.7	4.9	2.6	0	2.7	2.9
TTST	0	0	0	0	0	12	5	17	5	0	5	10	6	8	0	14	41
% TTST	0	0	0	0	0	1.9	5.0	2.4	10.6	0	3.4	5.2	14.6	1.4	0	2.2	2.7
Bicycles on Crosswalk	0	0	0	0	0	0	0	0	0	0	0	0	0	0	0	0	0
% Bicycles on Crosswalk	0	0	0	0	0	0	0	0	0	0	0	0	0	0	0	0	0
Pedestrians	0	0	0	0	0	0	0	0	0	0	0	0	0	0	0	0	0
% Pedestrians	0	0	0	0	0	0	0	0	0	0	0	0	0	0	0	0	0

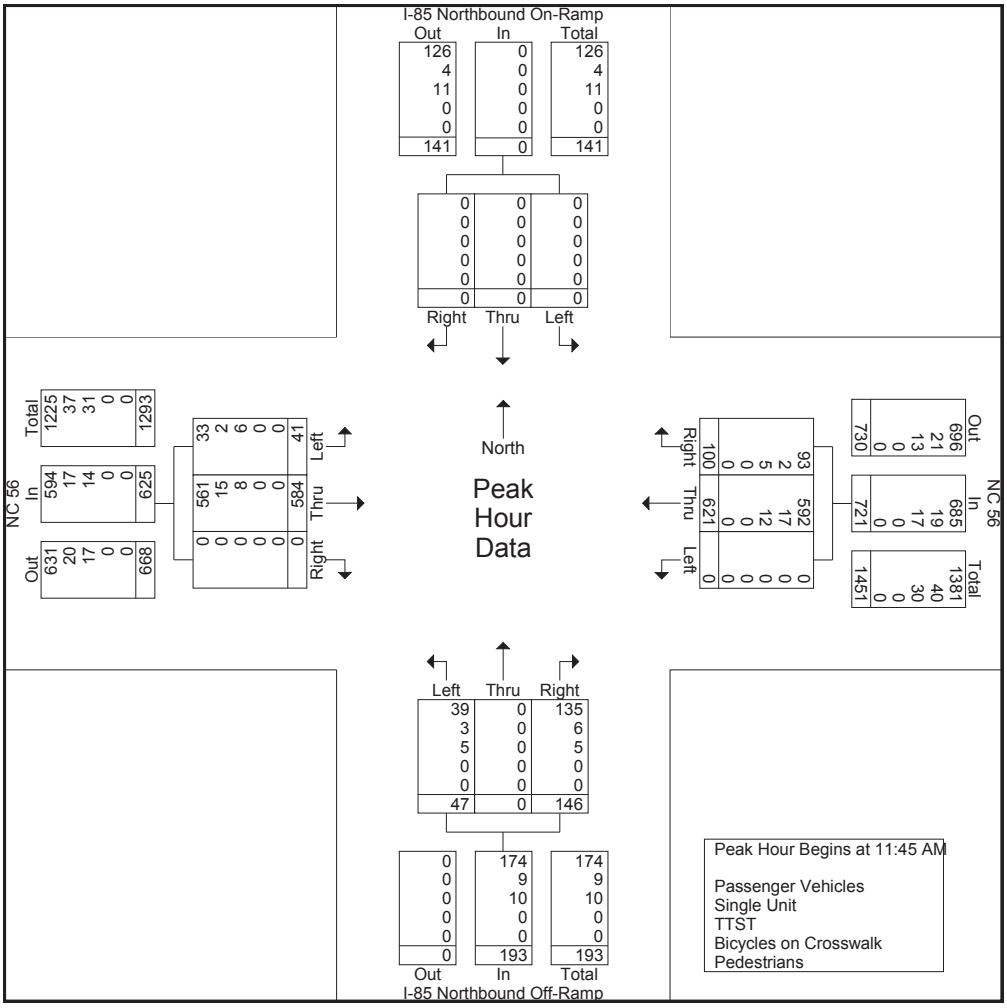

VHB Engineering NC, PC

4000 WestChase Boulevard, Suite 530
Raleigh, NC 27607
p: 919-829-0328 f: 919-829-0329

File Name : NC 56 @ I-85 NB
Site Code :
Start Date : 11/20/2014
Page No : 5

	I-85 Northbound On-Ramp Southbound				NC 56 Westbound				I-85 Northbound Off-Ramp Northbound				NC 56 Eastbound				
Start Time	Left	Thru	Right	App. Total	Left	Thru	Right	App. Total	Left	Thru	Right	App. Total	Left	Thru	Right	App. Total	Int. Total
Peak Hour Analysis From 02:00 PM to 05:45 PM - Peak 1 of 1																	
Peak Hour for Entire Intersection Begins at 04:30 PM																	
04:30 PM	0	0	0	0	0	161	65	226	40	0	44	84	55	166	0	221	531
04:45 PM	0	0	0	0	0	160	40	200	32	0	58	90	30	130	0	160	450
05:00 PM	0	0	0	0	0	163	32	195	37	0	77	114	45	185	0	230	539
05:15 PM	0	0	0	0	0	152	36	188	42	0	81	123	20	126	0	146	457
Total Volume	0	0	0	0	0	636	173	809	151	0	260	411	150	607	0	757	1977
% App. Total	0	0	0		0	78.6	21.4		36.7	0	63.3		19.8	80.2	0		
PHF	.000	.000	.000	.000	.000	.975	.665	.895	.899	.000	.802	.835	.682	.820	.000	.823	.917
Passenger Vehicles	0	0	0	0	0	614	169	783	146	0	250	396	147	594	0	741	1920
% Passenger Vehicles	0	0	0	0	0	96.5	97.7	96.8	96.7	0	96.2	96.4	98.0	97.9	0	97.9	97.1
Single Unit	0	0	0	0	0	12	2	14	2	0	7	9	0	7	0	7	30
% Single Unit	0	0	0	0	0	1.9	1.2	1.7	1.3	0	2.7	2.2	0	1.2	0	0.9	1.5
TTST	0	0	0	0	0	10	2	12	3	0	3	6	3	6	0	9	27
% TTST	0	0	0	0	0	1.6	1.2	1.5	2.0	0	1.2	1.5	2.0	1.0	0	1.2	1.4
Bicycles on Crosswalk	0	0	0	0	0	0	0	0	0	0	0	0	0	0	0	0	0
% Bicycles on Crosswalk	0	0	0	0	0	0	0	0	0	0	0	0	0	0	0	0	0
Pedestrians	0	0	0	0	0	0	0	0	0	0	0	0	0	0	0	0	0
% Pedestrians	0	0	0	0	0	0	0	0	0	0	0	0	0	0	0	0	0

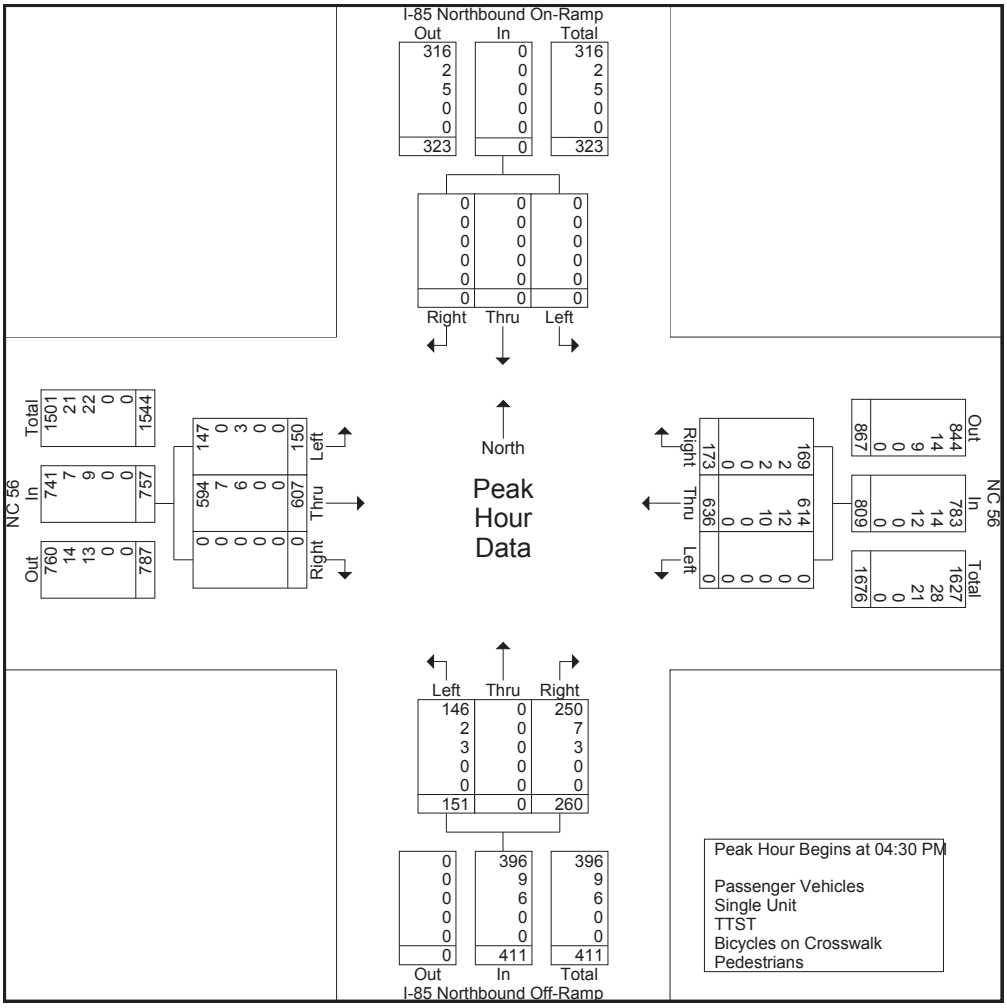

VHB Engineering NC, PC

4000 WestChase Boulevard, Suite 530
Raleigh, NC 27607
p: 919-829-0328 f: 919-829-0329

File Name : NC 56 @ East Lyon Station
Site Code :
Start Date : 11/20/2014
Page No : 1

Groups Printed- Passenger Vehicles - Single Unit - TTST - Bicycles on Crosswalk - Pedestrians

	Driveway (W) Southbound					Driveway (E) Southwestbound					NC 56 Westbound					East Lyon Station Northbound					NC 56 Eastbound							
Start Time	Hard Left	Bear Left	Bear Right	Hard Right	Peds	Left	Thru	Right	Hard Right	Peds	Left	Thru	Bear Right	Right	Peds	Left	Bear Left	Thru	Right	Peds	Hard Left	Left	Thru	Right	Peds	Exclu. Total	Inclu. Total	Int. Total
07:00 AM	0	0	0	1	0	0	0	1	0	0	6	87	0	1	0	9	0	0	10	0	0	0	58	29	0	0	202	202
07:15 AM	0	0	1	0	0	2	0	0	0	0	17	107	0	3	1	13	0	0	8	0	1	0	67	26	0	1	245	246
07:30 AM	0	0	0	2	0	0	0	0	0	0	28	103	0	4	0	15	0	0	10	0	0	0	79	44	0	0	285	285
07:45 AM	0	0	0	2	1	0	0	0	0	0	40	123	0	0	1	34	0	0	17	0	0	0	84	59	0	2	359	361
Total	0	0	1	5	1	2	0	1	0	0	91	420	0	8	2	71	0	0	45	0	1	0	288	158	0	3	1091	1094
08:00 AM	0	0	0	1	0	0	0	0	0	0	17	86	0	2	0	28	0	0	15	0	0	0	75	19	0	0	243	243
08:15 AM	0	0	0	3	0	0	0	0	0	0	14	103	0	4	0	22	1	0	11	0	0	0	79	21	0	0	258	258
08:30 AM	0	0	1	3	0	0	0	0	0	0	11	91	0	3	0	16	0	1	16	0	0	0	82	18	0	0	242	242
08:45 AM	0	1	1	0	0	0	1	1	0	0	25	101	0	2	0	14	0	0	22	0	1	0	73	25	0	0	267	267
Total	0	1	2	7	0	0	1	1	0	0	67	381	0	11	0	80	1	1	64	0	1	0	309	83	0	0	1010	1010
*** ***																												
11:00 AM	0	0	0	3	0	1	0	0	0	0	24	78	0	3	0	25	1	0	23	0	1	0	63	27	0	0	249	249
11:15 AM	0	0	0	2	0	0	0	1	0	0	17	69	0	2	0	24	0	0	22	0	1	0	89	22	0	0	249	249
11:30 AM	0	0	0	3	0	0	0	0	0	0	26	82	0	3	0	33	0	0	33	0	0	0	84	31	0	0	295	295
11:45 AM	0	1	0	3	0	0	0	1	0	0	16	102	0	2	0	38	0	0	33	0	4	0	91	21	0	0	312	312
Total	0	1	0	11	0	1	0	2	0	0	83	331	0	10	0	120	1	0	111	0	6	0	327	101	0	0	1105	1105
12:00 PM	0	0	0	2	0	2	0	1	0	1	23	100	0	4	1	47	0	0	34	0	3	0	89	30	0	2	335	337
12:15 PM	0	2	1	1	0	2	0	2	0	0	34	98	0	2	0	54	0	0	22	0	4	0	122	24	0	0	368	368
12:30 PM	0	0	0	0	0	0	1	5	0	0	29	88	0	3	0	21	0	0	24	0	2	0	94	15	0	0	282	282
12:45 PM	0	0	0	0	0	5	1	2	0	0	20	91	0	4	0	32	0	1	12	0	2	1	78	22	0	0	271	271
Total	0	2	1	3	0	9	2	10	0	1	106	377	0	13	1	154	0	1	92	0	11	1	383	91	0	2	1256	1258
*** ***																												
04:00 PM	0	0	0	4	0	3	0	0	0	0	12	83	0	3	0	55	1	0	17	0	3	0	137	22	0	0	340	340
04:15 PM	0	0	0	3	0	1	0	0	0	0	12	89	0	4	0	41	0	0	27	0	0	0	119	18	0	0	314	314
04:30 PM	0	0	0	3	0	0	0	0	0	0	19	108	0	3	0	106	0	0	32	0	0	0	133	19	0	0	423	423
04:45 PM	0	0	0	2	0	1	1	1	0	0	6	104	0	2	0	48	0	0	34	0	3	0	119	20	0	0	341	341
Total	0	0	0	12	0	5	1	1	0	0	49	384	0	12	0	250	1	0	110	0	6	0	508	79	0	0	1418	1418
05:00 PM	0	0	1	7	0	0	0	2	0	0	26	120	0	7	0	67	0	1	37	0	3	0	148	28	0	0	447	447
05:15 PM	0	0	1	3	0	2	0	1	0	0	23	87	0	1	0	62	0	1	38	0	1	0	136	28	0	0	384	384
05:30 PM	0	0	0	4	0	0	0	0	0	0	22	93	0	3	0	64	0	1	45	0	0	2	121	31	0	0	386	386
05:45 PM	0	1	0	2	0	1	0	1	0	0	31	102	0	0	0	37	0	1	33	0	1	0	112	32	0	0	354	354
Total	0	1	2	16	0	3	0	4	0	0	102	402	0	11	0	230	0	4	153	0	5	2	517	119	0	0	1571	1571
Grand Total	0	5	6	54	1	20	4	19	0	1	498	2295	0	65	3	905	3	6	575	0	30	3	2332	631	0	5	7451	7456
Apprch %	0	7.7	9.2	83.1		46.5	9.3	44.2	0		17.4	80.3	0	2.3		60.8	0.2	0.4	38.6		1	0.1	77.8	21.1				
Total %	0	0.1	0.1	0.7		0.3	0.1	0.3	0		6.7	30.8	0	0.9		12.1	0	0.1	7.7		0.4	0	31.3	8.5		0.1	99.9	
Passenger Vehicles												2209											2254					
% Passenger Vehicles	0	100	100	96.3	0	100	100	94.7	0	0	98.8	96.3	0	93.8	0	94.6	100	100	98.3	0	96.7	100	96.7	93.2	0	0	0	96.2
Single Unit	0	0	0	2		0	0	1	0		4	55	0	3		23	0	0	8		1	0	50	17		0	0	164
% Single Unit																												
TTST	0	0	0	0		0	0	0	0		2	31	0	1		26	0	0	2		0	0	28	26		0	0	116
% TTST	0	0	0	0	0	0	0	0	0	0	0.4	1.4	0	1.5	0	2.9	0	0	0.3	0	0	0	1.2	4.1	0	0	0	1.6
Bicycles on Crosswalk	0	0	0	0		0	0	0	0		0	0	0	0		0	0	0	0		0	0	0	0		0	0	0
% Bicycles on Crosswalk	0	0	0	0	0	0	0	0	0	0	0	0	0	0	0	0	0	0	0	0	0	0	0	0	0	0	0	0
Pedestrians	0	0	0	0		0	0	0	0		0	0	0	0		0	0	0	0		0	0	0	0		0	0	5
% Pedestrians	0	0	0	0	100	0	0	0	0	100	0	0	0	0	100	0	0	0	0	0	0	0	0	0	0	0	0	0.1

VHB Engineering NC, PC

4000 WestChase Boulevard, Suite 530
Raleigh, NC 27607
p: 919-829-0328 f: 919-829-0329

File Name : NC 56 @ East Lyon Station
Site Code :
Start Date : 11/20/2014
Page No : 2

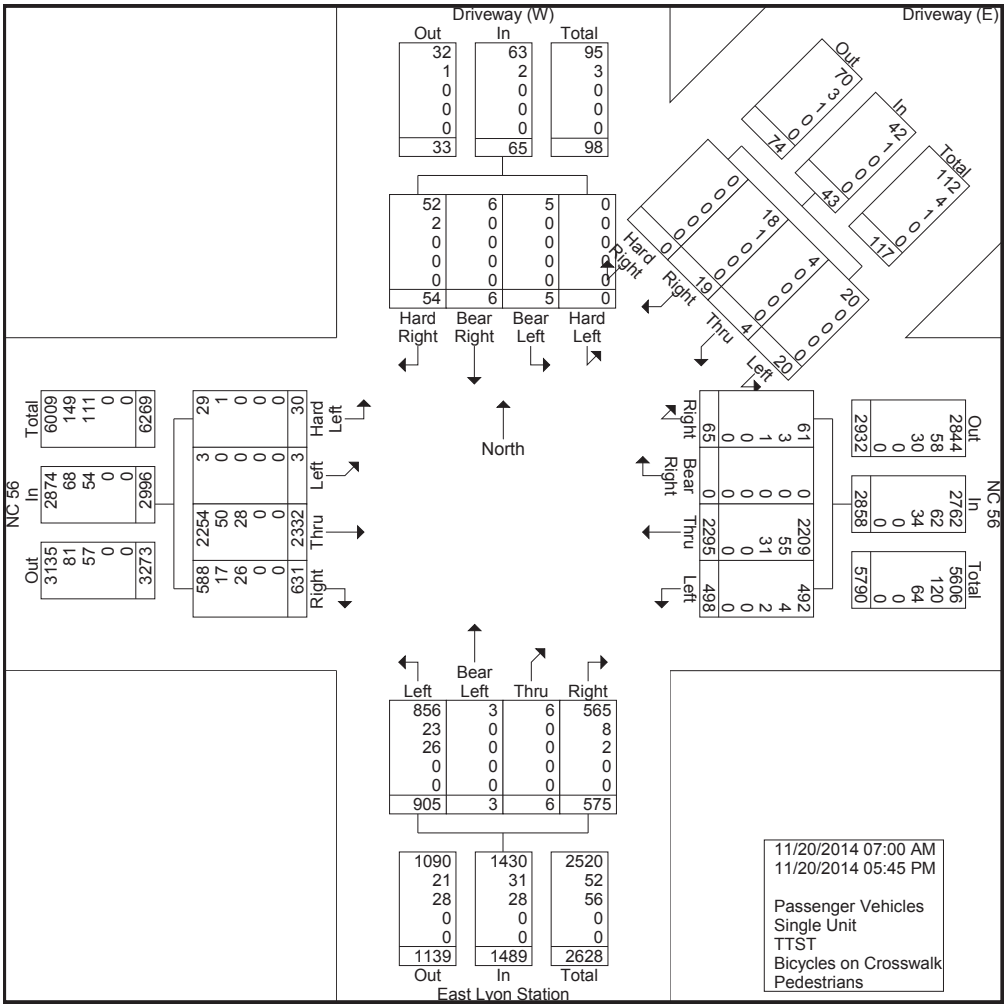

VHB Engineering NC, PC

4000 WestChase Boulevard, Suite 530
Raleigh, NC 27607
p: 919-829-0328 f: 919-829-0329

File Name : NC 56 @ East Lyon Station
Site Code :
Start Date : 11/20/2014
Page No : 3

	Driveway (W) Southbound					Driveway (E) Southwestbound					NC 56 Westbound					East Lyon Station Northbound					NC 56 Eastbound					
Start Time	Hard Left	Bear Left	Bear Right	Hard Right	App. Total	Left	Thru	Right	Hard Right	App. Total	Left	Thru	Bear Right	Right	App. Total	Left	Bear Left	Thru	Right	App. Total	Hard Left	Left	Thru	Right	App. Total	Int. Total
Peak Hour Analysis From 07:00 AM to 09:45 AM - Peak 1 of 1																										
Peak Hour for Entire Intersection Begins at 07:30 AM																										
07:30 AM	0	0	0	2	2	0	0	0	0	0	28	103	0	4	135	15	0	0	10	25	0	0	79	44	123	285
07:45 AM	0	0	0	2	2	0	0	0	0	0	40	123	0	0	163	34	0	0	17	51	0	0	84	59	143	359
08:00 AM	0	0	0	1	1	0	0	0	0	0	17	86	0	2	105	28	0	0	15	43	0	0	75	19	94	243
08:15 AM	0	0	0	3	3	0	0	0	0	0	14	103	0	4	121	22	1	0	11	34	0	0	79	21	100	258
Total Volume	0	0	0	8	8	0	0	0	0	0	99	415	0	10	524	99	1	0	53	153	0	0	317	143	460	1145
% App. Total	0	0	0	100		0	0	0	0		18.9	79.2	0	1.9		64.7	0.7	0	34.6		0	0	68.9	31.1		
PHF	.000	.000	.000	.667	.667	.000	.000	.000	.000	.000	.619	.843	.000	.625	.804	.728	.250	.000	.779	.750	.000	.000	.943	.606	.804	.797
Passenger Vehicles	0	0	0	8	8	0	0	0	0	0	99	404	0	10	513	88	1	0	51	140	0	0	306	139	445	1106
% Passenger Vehicles	0	0	0	100	100	0	0	0	0	0	100	97.3	0	100	97.9	88.9	100	0	96.2	91.5	0	0	96.5	97.2	96.7	96.6
Single Unit	0	0	0	0	0	0	0	0	0	0	0	10	0	0	10	8	0	0	2	10	0	0	6	2	8	28
% Single Unit	0	0	0	0	0	0	0	0	0	0	0	2.4	0	0	1.9	8.1	0	0	3.8	6.5	0	0	1.9	1.4	1.7	2.4
TTST	0	0	0	0	0	0	0	0	0	0	0	1	0	0	1	3	0	0	0	3	0	0	5	2	7	11
% TTST	0	0	0	0	0	0	0	0	0	0	0	0.2	0	0	0.2	3.0	0	0	0	2.0	0	0	1.6	1.4	1.5	1.0
Bicycles on Crosswalk	0	0	0	0	0	0	0	0	0	0	0	0	0	0	0	0	0	0	0	0	0	0	0	0	0	0
% Bicycles on Crosswalk	0	0	0	0	0	0	0	0	0	0	0	0	0	0	0	0	0	0	0	0	0	0	0	0	0	0
Pedestrians	0	0	0	0	0	0	0	0	0	0	0	0	0	0	0	0	0	0	0	0	0	0	0	0	0	0
% Pedestrians	0	0	0	0	0	0	0	0	0	0	0	0	0	0	0	0	0	0	0	0	0	0	0	0	0	0

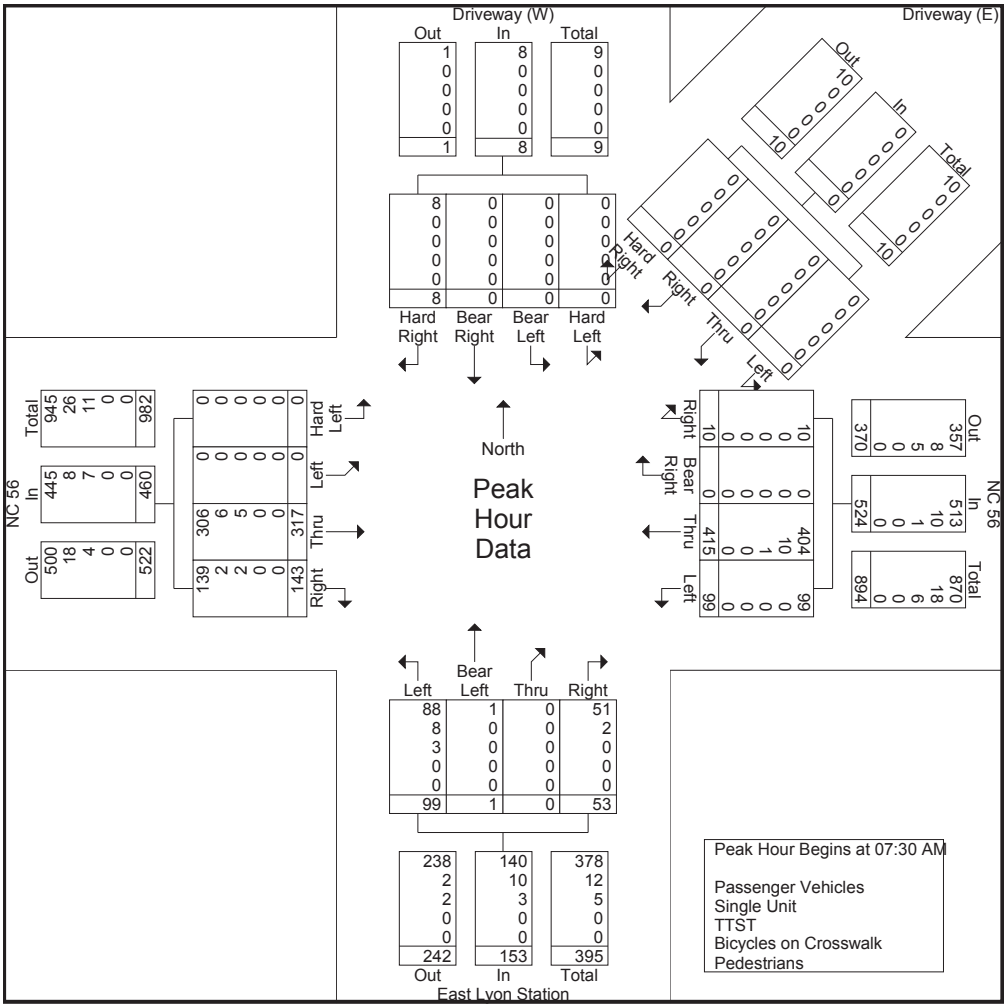

VHB Engineering NC, PC

4000 WestChase Boulevard, Suite 530
Raleigh, NC 27607
p: 919-829-0328 f: 919-829-0329

File Name : NC 56 @ East Lyon Station
Site Code :
Start Date : 11/20/2014
Page No : 4

	Driveway (W) Southbound					Driveway (E) Southwestbound					NC 56 Westbound					East Lyon Station Northbound					NC 56 Eastbound					
Start Time	Hard Left	Bear Left	Bear Right	Hard Right	App. Total	Left	Thru	Right	Hard Right	App. Total	Left	Thru	Bear Right	Right	App. Total	Left	Bear Left	Thru	Right	App. Total	Hard Left	Left	Thru	Right	App. Total	Int. Total
Peak Hour Analysis From 10:00 AM to 01:45 PM - Peak 1 of 1																										
Peak Hour for Entire Intersection Begins at 11:30 AM																										
11:30 AM	0	0	0	3	3	0	0	0	0	0	26	82	0	3	111	33	0	0	33	66	0	0	84	31	115	295
11:45 AM	0	1	0	3	4	0	0	1	0	1	16	102	0	2	120	38	0	0	33	71	4	0	91	21	116	312
12:00 PM	0	0	0	2	2	2	0	1	0	3	23	100	0	4	127	47	0	0	34	81	3	0	89	30	122	335
12:15 PM	0	2	1	1	4	2	0	2	0	4	34	98	0	2	134	54	0	0	22	76	4	0	122	24	150	368
Total Volume	0	3	1	9	13	4	0	4	0	8	99	382	0	11	492	172	0	0	122	294	11	0	386	106	503	1310
% App. Total	0	23.1	7.7	69.2		50	0	50	0		20.1	77.6	0	2.2		58.5	0	0	41.5		2.2	0	76.7	21.1		
PHF	.000	.375	.250	.750	.813	.500	.000	.500	.000	.500	.728	.936	.000	.688	.918	.796	.000	.000	.897	.907	.688	.000	.791	.855	.838	.890
Passenger Vehicles	0	3	1	8	12	4	0	3	0	7	97	363	0	9	469	159	0	0	117	276	10	0	368	96	474	1238
% Passenger Vehicles	0	100	100	88.9	92.3	100	0	75.0	0	87.5	98.0	95.0	0	81.8	95.3	92.4	0	0	95.9	93.9	90.9	0	95.3	90.6	94.2	94.5
Single Unit	0	0	0	1	1	0	0	1	0	1	2	11	0	1	14	9	0	0	4	13	1	0	12	3	16	45
% Single Unit	0	0	0	11.1	7.7	0	0	25.0	0	12.5	2.0	2.9	0	9.1	2.8	5.2	0	0	3.3	4.4	9.1	0	3.1	2.8	3.2	3.4
TTST	0	0	0	0	0	0	0	0	0	0	0	8	0	1	9	4	0	0	1	5	0	0	6	7	13	27
% TTST	0	0	0	0	0	0	0	0	0	0	0	2.1	0	9.1	1.8	2.3	0	0	0.8	1.7	0	0	1.6	6.6	2.6	2.1
Bicycles on Crosswalk	0	0	0	0	0	0	0	0	0	0	0	0	0	0	0	0	0	0	0	0	0	0	0	0	0	0
% Bicycles on Crosswalk	0	0	0	0	0	0	0	0	0	0	0	0	0	0	0	0	0	0	0	0	0	0	0	0	0	0
Pedestrians	0	0	0	0	0	0	0	0	0	0	0	0	0	0	0	0	0	0	0	0	0	0	0	0	0	0
% Pedestrians	0	0	0	0	0	0	0	0	0	0	0	0	0	0	0	0	0	0	0	0	0	0	0	0	0	0

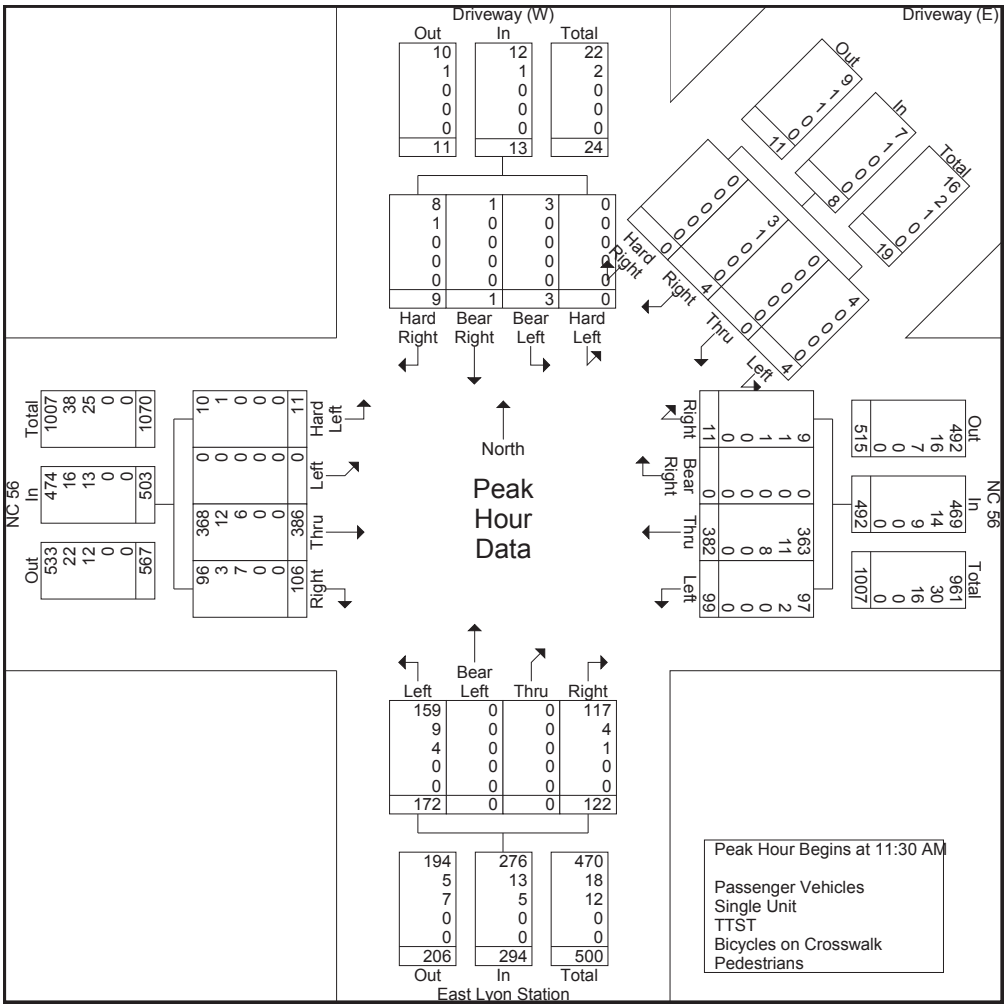

VHB Engineering NC, PC

4000 WestChase Boulevard, Suite 530
Raleigh, NC 27607
p: 919-829-0328 f: 919-829-0329

File Name : NC 56 @ East Lyon Station
Site Code :
Start Date : 11/20/2014
Page No : 5

	Driveway (W) Southbound					Driveway (E) Southwestbound					NC 56 Westbound					East Lyon Station Northbound					NC 56 Eastbound					
Start Time	Hard Left	Bear Left	Bear Right	Hard Right	App. Total	Left	Thru	Right	Hard Right	App. Total	Left	Thru	Bear Right	Right	App. Total	Left	Bear Left	Thru	Right	App. Total	Hard Left	Left	Thru	Right	App. Total	Int. Total
Peak Hour Analysis From 02:00 PM to 05:45 PM - Peak 1 of 1																										
Peak Hour for Entire Intersection Begins at 04:30 PM																										
04:30 PM	0	0	0	3	3	0	0	0	0	0	19	108	0	3	130	106	0	0	32	138	0	0	133	19	152	423
04:45 PM	0	0	0	2	2	1	1	1	0	3	6	104	0	2	112	48	0	0	34	82	3	0	119	20	142	341
05:00 PM	0	0	1	7	8	0	0	2	0	2	26	120	0	7	153	67	0	1	37	105	3	0	148	28	179	447
05:15 PM	0	0	1	3	4	2	0	1	0	3	23	87	0	1	111	62	0	1	38	101	1	0	136	28	165	384
Total Volume	0	0	2	15	17	3	1	4	0	8	74	419	0	13	506	283	0	2	141	426	7	0	536	95	638	1595
% App. Total	0	0	11.8	88.2		37.5	12.5	50	0		14.6	82.8	0	2.6		66.4	0	0.5	33.1		1.1	0	84	14.9		
PHF	.000	.000	.500	.536	.531	.375	.250	.500	.000	.667	.712	.873	.000	.464	.827	.667	.000	.500	.928	.772	.583	.000	.905	.848	.891	.892
Passenger Vehicles	0	0	2	14	16	3	1	4	0	8	72	405	0	13	490	277	0	2	141	420	7	0	527	86	620	1554
% Passenger Vehicles	0	0	100	93.3	94.1	100	100	100	0	100	97.3	96.7	0	100	96.8	97.9	0	100	100	98.6	100	0	98.3	90.5	97.2	97.4
Single Unit	0	0	0	1	1	0	0	0	0	0	0	8	0	0	8	1	0	0	0	1	0	0	7	4	11	21
% Single Unit	0	0	0	6.7	5.9	0	0	0	0	0	0	1.9	0	0	1.6	0.4	0	0	0	0.2	0	0	1.3	4.2	1.7	1.3
TTST	0	0	0	0	0	0	0	0	0	0	2	6	0	0	8	5	0	0	0	5	0	0	2	5	7	20
% TTST	0	0	0	0	0	0	0	0	0	0	2.7	1.4	0	0	1.6	1.8	0	0	0	1.2	0	0	0.4	5.3	1.1	1.3
Bicycles on Crosswalk	0	0	0	0	0	0	0	0	0	0	0	0	0	0	0	0	0	0	0	0	0	0	0	0	0	0
% Bicycles on Crosswalk	0	0	0	0	0	0	0	0	0	0	0	0	0	0	0	0	0	0	0	0	0	0	0	0	0	0
Pedestrians	0	0	0	0	0	0	0	0	0	0	0	0	0	0	0	0	0	0	0	0	0	0	0	0	0	0
% Pedestrians	0	0	0	0	0	0	0	0	0	0	0	0	0	0	0	0	0	0	0	0	0	0	0	0	0	0

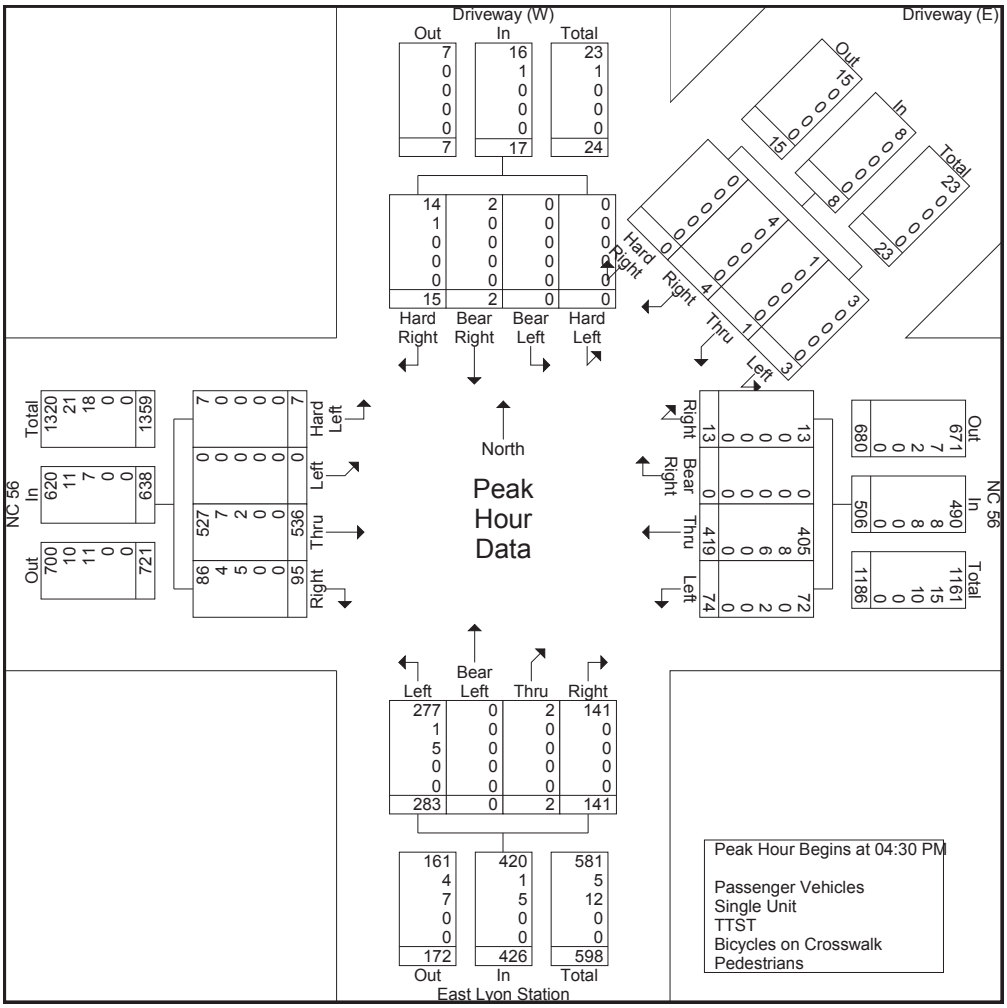

VHB Engineering NC, PC

4000 WestChase Boulevard, Suite 530
Raleigh, NC 27607
p: 919-829-0328 f: 919-829-0329

File Name : NC 56 @ US 15 - LAKE RD
Site Code : 00000001
Start Date : 11/5/2014
Page No : 1

Groups Printed- Passenger Vehicles - Single Unit - TTST

	US 15/NC 56 Southbound				Lake Road Westbound				US 15 Northbound				NC 56 Eastbound						
Start Time	Left	Thru	Right	Peds	Left	Thru	Right	Peds	Left	Thru	Right	Peds	Left	Thru	Right	Peds	Exclu. Total	Inclu. Total	Int. Total
07:00 AM	0	72	42	0	10	41	3	0	2	45	2	0	34	31	7	0	0	289	289
07:15 AM	1	77	41	0	17	41	2	0	1	50	3	0	43	33	10	0	0	319	319
07:30 AM	2	74	58	0	25	62	5	0	4	36	2	0	25	8	1	0	0	302	302
07:45 AM	3	55	48	0	9	86	2	0	6	37	0	0	23	32	12	0	0	313	313
Total	6	278	189	0	61	230	12	0	13	168	7	0	125	104	30	0	0	1223	1223
08:00 AM	1	63	32	0	11	57	4	0	5	44	2	0	41	32	18	0	0	310	310
08:15 AM	1	56	52	0	6	54	4	0	11	27	2	0	23	27	10	0	0	273	273
08:30 AM	4	38	41	0	1	40	3	0	7	19	1	0	30	39	10	0	0	233	233
08:45 AM	1	24	32	0	2	34	0	1	8	17	3	0	31	27	7	0	1	186	187
Total	7	181	157	0	20	185	11	1	31	107	8	0	125	125	45	0	1	1002	1003
09:00 AM	2	24	30	0	4	20	2	0	6	28	0	0	19	19	10	0	0	164	164
09:15 AM	2	43	19	0	0	24	0	0	2	24	0	0	24	26	4	0	0	168	168
09:30 AM	2	31	28	0	0	30	1	0	3	28	1	0	23	20	3	0	0	170	170
09:45 AM	1	20	37	0	0	33	2	0	1	31	1	0	22	14	3	1	1	165	166
Total	7	118	114	0	4	107	5	0	12	111	2	0	88	79	20	1	1	667	668
10:00 AM	1	29	23	0	1	29	5	0	12	26	3	0	22	31	6	0	0	188	188
10:15 AM	5	20	27	0	0	25	3	0	4	17	1	0	22	15	4	0	0	143	143
10:30 AM	0	20	14	0	1	13	0	0	8	16	1	0	18	17	3	0	0	111	111
10:45 AM	2	31	28	0	3	24	1	0	12	23	2	0	20	34	8	0	0	188	188
Total	8	100	92	0	5	91	9	0	36	82	7	0	82	97	21	0	0	630	630
11:00 AM	0	15	32	0	2	26	2	0	5	12	1	0	28	23	4	0	0	150	150
11:15 AM	3	27	28	0	0	22	5	0	8	12	3	0	15	31	4	0	0	158	158
11:30 AM	2	15	31	0	1	18	3	0	12	24	4	0	31	23	8	0	0	172	172
11:45 AM	2	31	36	0	6	42	3	1	8	21	1	0	27	34	11	0	1	222	223
Total	7	88	127	0	9	108	13	1	33	69	9	0	101	111	27	0	1	702	703
12:00 PM	3	16	26	0	4	30	3	0	12	12	2	0	33	39	7	0	0	187	187
12:15 PM	1	15	24	0	1	19	2	0	7	26	7	0	23	22	9	0	0	156	156
12:30 PM	4	31	45	0	3	27	4	0	12	21	6	0	28	30	11	0	0	222	222
12:45 PM	3	32	30	0	1	24	2	0	10	26	1	0	41	29	10	0	0	209	209
Total	11	94	125	0	9	100	11	0	41	85	16	0	125	120	37	0	0	774	774
01:00 PM	2	22	22	0	2	47	2	0	6	8	0	0	20	26	9	0	0	166	166
01:15 PM	2	22	26	0	2	44	1	0	8	17	0	0	24	28	8	0	0	182	182
01:30 PM	2	21	29	0	1	40	1	0	10	25	1	0	28	30	8	0	0	196	196
01:45 PM	2	19	31	0	1	37	0	0	12	30	1	0	29	31	9	0	0	202	202
Total	8	84	108	0	6	168	4	0	36	80	2	0	101	115	34	0	0	746	746
02:00 PM	1	22	40	0	2	29	3	0	19	41	0	0	46	36	10	0	0	249	249
02:15 PM	0	23	47	0	1	55	2	0	4	20	4	0	58	46	11	0	0	271	271
02:30 PM	6	23	27	0	1	33	2	0	11	37	3	0	37	41	15	0	0	236	236
02:45 PM	1	26	37	0	3	31	4	0	7	54	1	0	30	37	9	0	0	240	240
Total	8	94	151	0	7	148	11	0	41	152	8	0	171	160	45	0	0	996	996
03:00 PM	2	38	64	0	4	45	5	0	3	40	3	0	44	36	21	0	0	305	305
03:15 PM	3	31	32	0	1	31	1	0	5	57	3	0	60	33	10	0	0	267	267
03:30 PM	5	21	48	0	7	32	3	0	8	43	4	0	61	34	5	0	0	271	271
03:45 PM	7	35	49	0	6	62	4	0	5	46	4	0	59	49	11	0	0	337	337
Total	17	125	193	0	18	170	13	0	21	186	14	0	224	152	47	0	0	1180	1180
04:00 PM	4	34	28	0	7	41	3	0	5	56	3	0	52	37	13	0	0	283	283
04:15 PM	1	13	31	0	2	44	4	2	6	47	4	0	63	50	15	0	2	280	282
04:30 PM	1	38	43	0	1	38	1	0	22	76	3	0	60	53	15	2	2	351	353
04:45 PM	2	32	37	0	3	37	6	0	5	84	3	0	69	51	10	0	0	339	339
Total	8	117	139	0	13	160	14	2	38	263	13	0	244	191	53	2	4	1253	1257

VHB Engineering NC, PC

4000 WestChase Boulevard, Suite 530
Raleigh, NC 27607
p: 919-829-0328 f: 919-829-0329

File Name : NC 56 @ US 15 - LAKE RD
Site Code : 00000001
Start Date : 11/5/2014
Page No : 2

Groups Printed- Passenger Vehicles - Single Unit - TTST

	US 15/NC 56 Southbound				Lake Road Westbound				US 15 Northbound				NC 56 Eastbound						
Start Time	Left	Thru	Right	Peds	Left	Thru	Right	Peds	Left	Thru	Right	Peds	Left	Thru	Right	Peds	Exclu. Total	Inclu. Total	Int. Total
05:00 PM	3	24	36	0	1	63	5	0	15	72	2	0	93	43	9	0	0	366	366
05:15 PM	0	51	40	0	5	57	3	0	15	89	4	0	64	45	10	0	0	383	383
05:30 PM	2	37	37	0	2	51	2	0	13	106	0	0	71	44	6	0	0	371	371
05:45 PM	4	28	40	0	2	48	2	0	6	74	0	0	38	34	2	0	0	278	278
Total	9	140	153	0	10	219	12	0	49	341	6	0	266	166	27	0	0	1398	1398
Grand Total	96	1419	1548	0	162	1686	115	4	351	1644	92	0	1652	1420	386	3	7	10571	10578
Apprch %	3.1	46.3	50.5		8.3	85.9	5.9		16.8	78.8	4.4		47.8	41.1	11.2				
Total %	0.9	13.4	14.6		1.5	15.9	1.1		3.3	15.6	0.9		15.6	13.4	3.7		0.1	99.9	
Passenger Vehicles	96	1340	1459		156	1664	115		344	1557	90		1572	1406	380		0	0	10185
% Passenger Vehicles	100	94.4	94.3	0	96.3	98.7	100	100	98	94.7	97.8	0	95.2	99	98.4	66.7	0	0	96.3
Single Unit	0	20	21		5	16	0		4	23	1		31	9	4		0	0	135
% Single Unit	0	1.4	1.4	0	3.1	0.9	0	0	1.1	1.4	1.1	0	1.9	0.6	1	33.3	0	0	1.3
TTST	0	59	68		1	6	0		3	64	1		49	5	2		0	0	258
% TTST	0	4.2	4.4	0	0.6	0.4	0	0	0.9	3.9	1.1	0	3	0.4	0.5	0	0	0	2.4

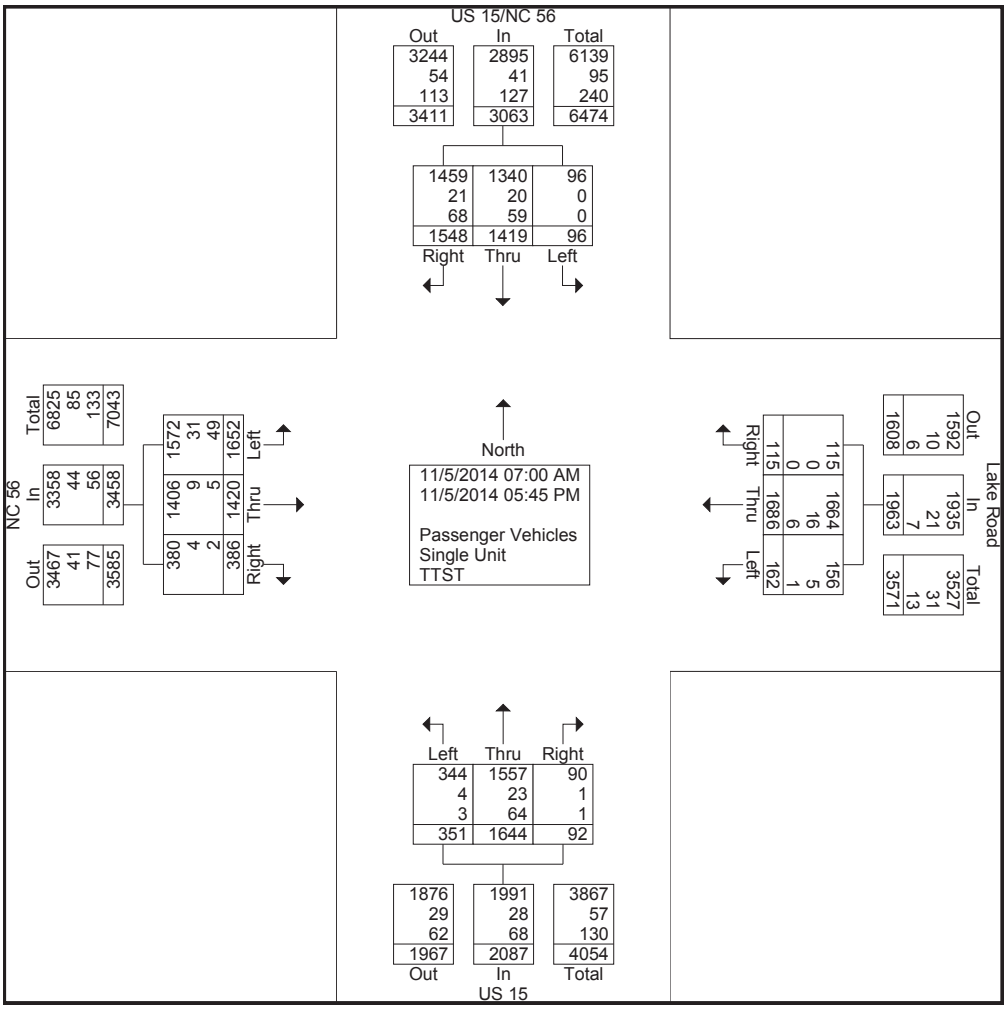

VHB Engineering NC, PC

4000 WestChase Boulevard, Suite 530
Raleigh, NC 27607
p: 919-829-0328 f: 919-829-0329

File Name : NC 56 @ US 15 - LAKE RD
Site Code : 00000001
Start Date : 11/5/2014
Page No : 3

	US 15/NC 56 Southbound				Lake Road Westbound				US 15 Northbound				NC 56 Eastbound				
Start Time	Left	Thru	Right	App. Total	Left	Thru	Right	App. Total	Left	Thru	Right	App. Total	Left	Thru	Right	App. Total	Int. Total
Peak Hour Analysis From 07:00 AM to 09:45 AM - Peak 1 of 1																	
Peak Hour for Entire Intersection Begins at 07:15 AM																	
07:15 AM	1	77	41	119	17	41	2	60	1	50	3	54	43	33	10	86	319
07:30 AM	2	74	58	134	25	62	5	92	4	36	2	42	25	8	1	34	302
07:45 AM	3	55	48	106	9	86	2	97	6	37	0	43	23	32	12	67	313
08:00 AM	1	63	32	96	11	57	4	72	5	44	2	51	41	32	18	91	310
Total Volume	7	269	179	455	62	246	13	321	16	167	7	190	132	105	41	278	1244
% App. Total	1.5	59.1	39.3		19.3	76.6	4		8.4	87.9	3.7		47.5	37.8	14.7		
PHF	.583	.873	.772	.849	.620	.715	.650	.827	.667	.835	.583	.880	.767	.795	.569	.764	.975
Passenger Vehicles	7	255	171	433	61	243	13	317	16	154	7	177	121	102	40	263	1190
% Passenger Vehicles	100	94.8	95.5	95.2	98.4	98.8	100	98.8	100	92.2	100	93.2	91.7	97.1	97.6	94.6	95.7
Single Unit	0	6	5	11	1	3	0	4	0	6	0	6	6	2	1	9	30
% Single Unit	0	2.2	2.8	2.4	1.6	1.2	0	1.2	0	3.6	0	3.2	4.5	1.9	2.4	3.2	2.4
TTST	0	8	3	11	0	0	0	0	0	7	0	7	5	1	0	6	24
% TTST	0	3.0	1.7	2.4	0	0	0	0	0	4.2	0	3.7	3.8	1.0	0	2.2	1.9

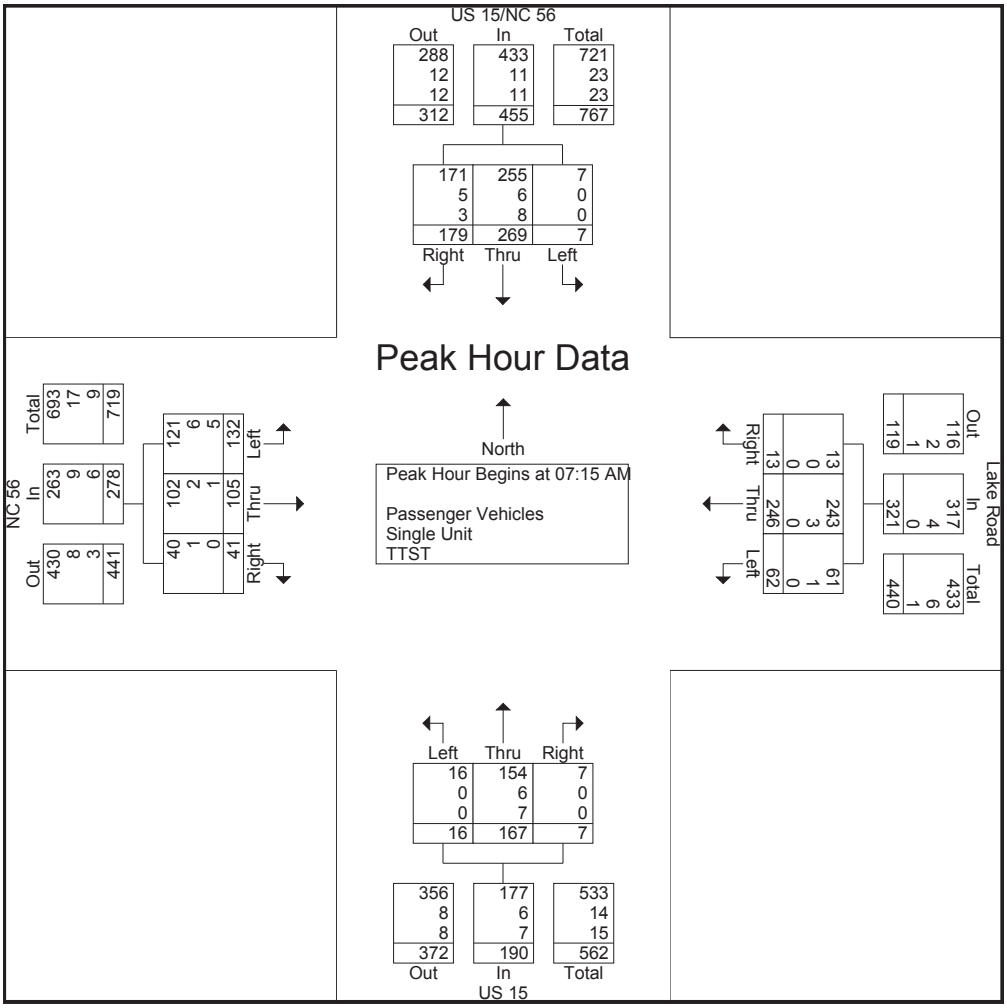

VHB Engineering NC, PC

4000 WestChase Boulevard, Suite 530
Raleigh, NC 27607
p: 919-829-0328 f: 919-829-0329

File Name : NC 56 @ US 15 - LAKE RD
Site Code : 00000001
Start Date : 11/5/2014
Page No : 4

	US 15/NC 56 Southbound				Lake Road Westbound				US 15 Northbound				NC 56 Eastbound				
Start Time	Left	Thru	Right	App. Total	Left	Thru	Right	App. Total	Left	Thru	Right	App. Total	Left	Thru	Right	App. Total	Int. Total
Peak Hour Analysis From 10:00 AM to 01:45 PM - Peak 1 of 1																	
Peak Hour for Entire Intersection Begins at 11:45 AM																	
11:45 AM	2	31	36	69	6	42	3	51	8	21	1	30	27	34	11	72	222
12:00 PM	3	16	26	45	4	30	3	37	12	12	2	26	33	39	7	79	187
12:15 PM	1	15	24	40	1	19	2	22	7	26	7	40	23	22	9	54	156
12:30 PM	4	31	45	80	3	27	4	34	12	21	6	39	28	30	11	69	222
Total Volume	10	93	131	234	14	118	12	144	39	80	16	135	111	125	38	274	787
% App. Total	4.3	39.7	56		9.7	81.9	8.3		28.9	59.3	11.9		40.5	45.6	13.9		
PHF	.625	.750	.728	.731	.583	.702	.750	.706	.813	.769	.571	.844	.841	.801	.864	.867	.886
Passenger Vehicles	10	85	122	217	13	118	12	143	38	74	16	128	105	124	38	267	755
% Passenger Vehicles	100	91.4	93.1	92.7	92.9	100	100	99.3	97.4	92.5	100	94.8	94.6	99.2	100	97.4	95.9
Single Unit	0	1	3	4	0	0	0	0	0	1	0	1	3	1	0	4	9
% Single Unit	0	1.1	2.3	1.7	0	0	0	0	0	1.3	0	0.7	2.7	0.8	0	1.5	1.1
TTST	0	7	6	13	1	0	0	1	1	5	0	6	3	0	0	3	23
% TTST	0	7.5	4.6	5.6	7.1	0	0	0.7	2.6	6.3	0	4.4	2.7	0	0	1.1	2.9

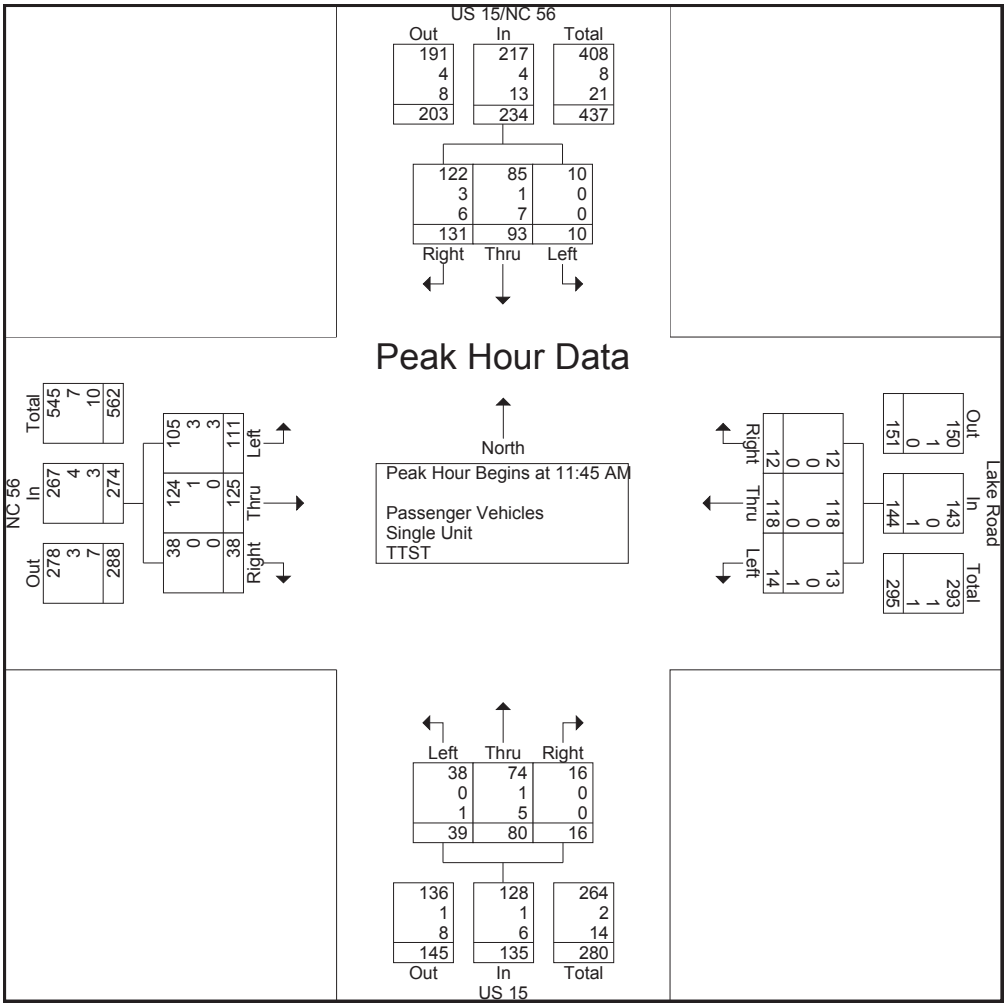

VHB Engineering NC, PC

4000 WestChase Boulevard, Suite 530
Raleigh, NC 27607
p: 919-829-0328 f: 919-829-0329

File Name : NC 56 @ US 15 - LAKE RD
Site Code : 00000001
Start Date : 11/5/2014
Page No : 5

	US 15/NC 56 Southbound				Lake Road Westbound				US 15 Northbound				NC 56 Eastbound				
Start Time	Left	Thru	Right	App. Total	Left	Thru	Right	App. Total	Left	Thru	Right	App. Total	Left	Thru	Right	App. Total	Int. Total
Peak Hour Analysis From 02:00 PM to 05:45 PM - Peak 1 of 1																	
Peak Hour for Entire Intersection Begins at 04:45 PM																	
04:45 PM	2	32	37	71	3	37	6	46	5	84	3	92	69	51	10	130	339
05:00 PM	3	24	36	63	1	63	5	69	15	72	2	89	93	43	9	145	366
05:15 PM	0	51	40	91	5	57	3	65	15	89	4	108	64	45	10	119	383
05:30 PM	2	37	37	76	2	51	2	55	13	106	0	119	71	44	6	121	371
Total Volume	7	144	150	301	11	208	16	235	48	351	9	408	297	183	35	515	1459
% App. Total	2.3	47.8	49.8		4.7	88.5	6.8		11.8	86	2.2		57.7	35.5	6.8		
PHF	.583	.706	.938	.827	.550	.825	.667	.851	.800	.828	.563	.857	.798	.897	.875	.888	.952
Passenger Vehicles	7	142	143	292	11	208	16	235	48	349	9	406	290	182	35	507	1440
% Passenger Vehicles	100	98.6	95.3	97.0	100	100	100	100	100	99.4	100	99.5	97.6	99.5	100	98.4	98.7
Single Unit	0	0	0	0	0	0	0	0	0	1	0	1	1	1	0	2	3
% Single Unit	0	0	0	0	0	0	0	0	0	0.3	0	0.2	0.3	0.5	0	0.4	0.2
TTST	0	2	7	9	0	0	0	0	0	1	0	1	6	0	0	6	16
% TTST	0	1.4	4.7	3.0	0	0	0	0	0	0.3	0	0.2	2.0	0	0	1.2	1.1

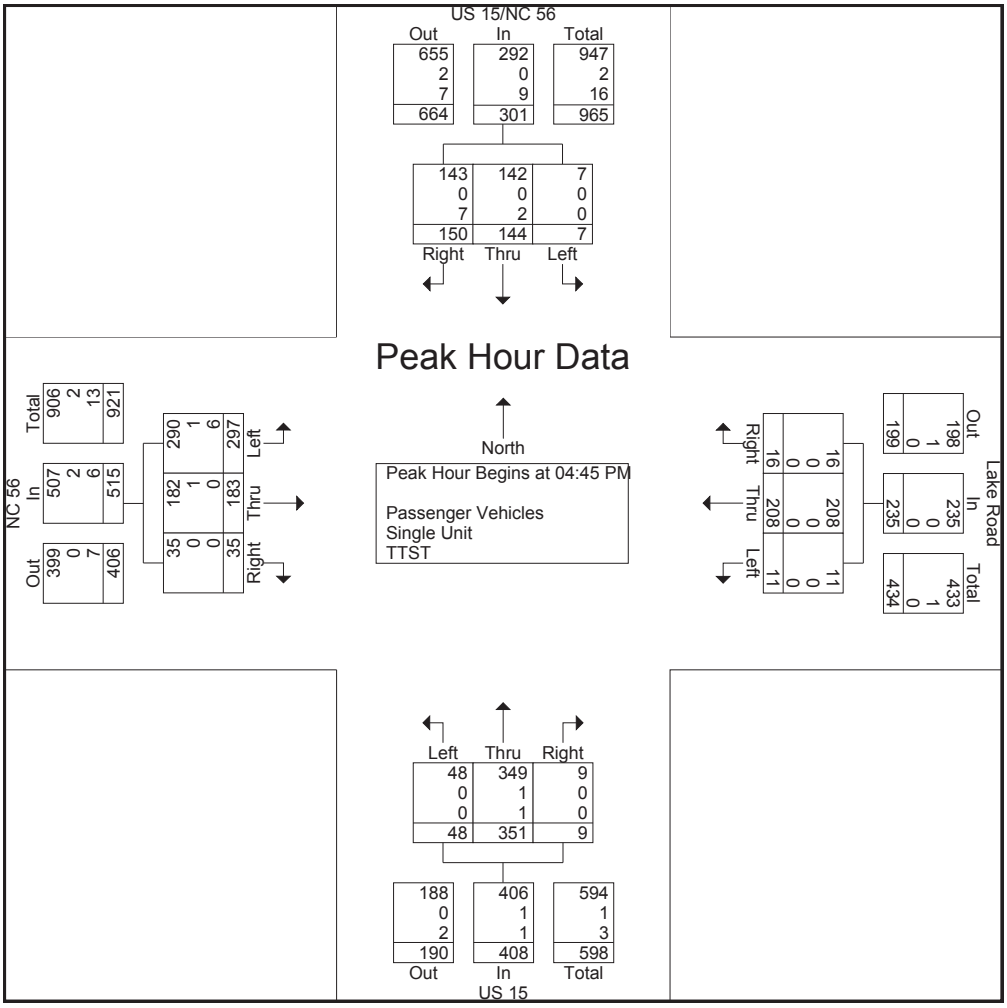

VHB Engineering NC, PC

4000 WestChase Boulevard, Suite 530
Raleigh, NC 27607
p: 919-829-0328 f: 919-829-0329

File Name : NC 56 @ US 15 - WILTON
Site Code : 00000002
Start Date : 11/5/2014
Page No : 1

Groups Printed- Passenger Vehicles - Single Unit - TTST

	US 15 Southbound				NC 56 Westbound				US 15/NC 56 Northbound				Driveway Eastbound						
Start Time	Left	Thru	Right	Peds	Left	Thru	Right	Peds	Left	Thru	Right	Peds	Left	Thru	Right	Peds	Exclu. Total	Inclu. Total	Int. Total
07:00 AM	3	19	0	0	93	0	4	0	0	7	53	0	0	0	0	0	0	179	179
07:15 AM	6	32	0	0	95	0	6	0	0	14	78	0	0	0	0	0	0	231	231
07:30 AM	4	40	0	0	93	0	7	0	0	14	50	0	0	0	0	0	0	208	208
07:45 AM	7	23	0	0	81	0	6	0	0	14	47	0	0	0	0	0	0	178	178
Total	20	114	0	0	362	0	23	0	0	49	228	0	0	0	0	0	0	796	796
08:00 AM	11	19	0	0	74	0	5	0	0	16	73	0	0	0	0	0	0	198	198
08:15 AM	5	24	0	0	87	0	10	0	0	14	42	0	0	0	0	0	0	182	182
08:30 AM	8	19	0	0	69	0	8	0	0	15	37	0	0	0	0	0	0	156	156
08:45 AM	4	15	0	0	55	0	5	0	0	13	34	0	0	0	0	0	0	126	126
Total	28	77	0	0	285	0	28	0	0	58	186	0	0	0	0	0	0	662	662
09:00 AM	4	12	0	0	32	0	10	0	0	16	34	0	0	0	0	0	0	108	108
09:15 AM	6	22	0	0	45	0	7	0	0	10	41	0	0	0	0	0	0	131	131
09:30 AM	8	18	0	0	41	0	7	0	0	9	39	0	0	0	0	0	0	122	122
09:45 AM	8	16	0	0	39	0	8	0	0	9	35	0	0	0	0	0	0	115	115
Total	26	68	0	0	157	0	32	0	0	44	149	0	0	0	0	0	0	476	476
10:00 AM	2	16	0	0	45	0	5	0	0	10	34	0	0	0	0	0	0	112	112
10:15 AM	1	18	0	0	38	0	10	0	0	9	31	0	0	0	0	0	0	107	107
10:30 AM	3	2	0	0	39	0	6	0	0	9	23	0	0	0	0	0	0	82	82
10:45 AM	4	15	0	0	48	0	7	0	0	8	36	0	0	0	0	0	0	118	118
Total	10	51	0	0	170	0	28	0	0	36	124	0	0	0	0	0	0	419	419
11:00 AM	4	14	0	0	40	0	7	0	0	13	32	0	0	0	0	0	0	110	110
11:15 AM	5	17	0	0	39	0	7	0	0	11	31	0	0	0	0	0	0	110	110
11:30 AM	6	11	0	0	39	0	10	0	0	13	37	0	0	0	0	0	0	116	116
11:45 AM	5	11	0	0	47	0	5	0	0	6	25	0	0	0	0	0	0	99	99
Total	20	53	0	0	165	0	29	0	0	43	125	0	0	0	0	0	0	435	435
12:00 PM	2	14	0	0	32	0	5	0	0	16	24	0	0	0	0	0	0	93	93
12:15 PM	8	12	0	7	28	0	6	0	0	10	28	0	0	0	0	0	7	92	99
12:30 PM	7	20	0	0	43	0	7	0	0	9	33	0	0	0	0	0	0	119	119
12:45 PM	3	17	0	0	39	0	6	0	0	16	29	0	0	0	0	0	0	110	110
Total	20	63	0	7	142	0	24	0	0	51	114	0	0	0	0	0	7	414	421
01:00 PM	0	15	0	0	34	0	8	0	0	11	22	0	0	0	0	0	0	90	90
01:15 PM	1	15	0	0	33	0	5	0	0	11	27	0	0	0	0	0	0	92	92
01:30 PM	2	15	0	0	33	0	4	0	0	12	35	0	0	0	0	0	0	101	101
01:45 PM	3	15	0	0	32	0	2	0	0	12	39	0	0	0	0	0	0	103	103
Total	6	60	0	0	132	0	19	0	0	46	123	0	0	0	0	0	0	386	386
02:00 PM	5	11	0	0	41	0	2	0	0	16	45	0	0	0	0	0	0	120	120
02:15 PM	7	17	0	0	51	0	5	0	0	11	50	0	0	0	0	0	0	141	141
02:30 PM	9	22	0	0	33	0	6	0	0	7	70	0	0	0	0	0	0	147	147
02:45 PM	5	14	0	0	47	0	2	0	0	18	72	0	0	0	0	0	0	158	158
Total	26	64	0	0	172	0	15	0	0	52	237	0	0	0	0	0	0	566	566
03:00 PM	11	24	0	0	68	0	11	0	0	32	55	0	0	0	0	0	0	201	201
03:15 PM	3	17	0	0	44	0	5	0	0	20	99	0	0	0	0	0	0	188	188
03:30 PM	8	24	0	0	51	0	7	0	0	10	99	0	0	0	0	0	0	199	199
03:45 PM	3	14	0	0	59	0	5	0	0	14	64	0	0	0	0	0	0	159	159
Total	25	79	0	0	222	0	28	0	0	76	317	0	0	0	0	0	0	747	747
04:00 PM	9	6	0	0	46	0	10	0	0	24	76	0	0	0	0	0	0	171	171
04:15 PM	15	19	0	0	40	0	2	0	0	23	93	0	0	0	0	0	0	192	192
04:30 PM	8	26	0	0	61	0	6	0	0	19	113	0	0	0	0	0	0	233	233
04:45 PM	9	17	0	0	52	0	7	0	0	37	136	1	0	0	0	0	1	258	259
Total	41	68	0	0	199	0	25	0	0	103	418	1	0	0	0	0	1	854	855

VHB Engineering NC, PC

4000 WestChase Boulevard, Suite 530
Raleigh, NC 27607
p: 919-829-0328 f: 919-829-0329

File Name : NC 56 @ US 15 - WILTON
Site Code : 00000002
Start Date : 11/5/2014
Page No : 2

Groups Printed- Passenger Vehicles - Single Unit - TTST

	US 15 Southbound				NC 56 Westbound				US 15/NC 56 Northbound				Driveway Eastbound						
Start Time	Left	Thru	Right	Peds	Left	Thru	Right	Peds	Left	Thru	Right	Peds	Left	Thru	Right	Peds	Exclu. Total	Inclu. Total	Int. Total
05:00 PM	5	20	0	0	50	0	8	0	0	24	117	0	0	0	0	0	0	224	224
05:15 PM	5	15	0	0	45	0	2	0	0	14	102	0	0	0	0	0	0	183	183
05:30 PM	8	18	0	0	40	0	3	0	0	22	122	0	0	0	0	0	0	213	213
05:45 PM	7	17	0	0	45	0	2	0	0	14	127	0	0	0	0	0	0	212	212
Total	25	70	0	0	180	0	15	0	0	74	468	0	0	0	0	0	0	832	832
Grand Total	247	767	0	7	2186	0	266	0	0	632	2489	1	0	0	0	0	8	6587	6595
Apprch %	24.4	75.6	0		89.2	0	10.8		0	20.2	79.8		0	0	0				
Total %	3.7	11.6	0		33.2	0	4		0	9.6	37.8		0	0	0		0.1	99.9	
Passenger Vehicles	204	713	0		1986	0	216		0	606	2313		0	0	0		0	0	6045
% Passenger Vehicles	82.6	93	0	100	90.9	0	81.2	0	0	95.9	92.9	0	0	0	0	0	0	0	91.7
Single Unit	35	52	0		153	0	43		0	22	143		0	0	0		0	0	449
% Single Unit	14.2	6.8	0	0	7	0	16.2	0	0	3.5	5.7	100	0	0	0	0	0	0	6.8
TTST	8	2	0		47	0	7		0	4	33		0	0	0		0	0	101
% TTST	3.2	0.3	0	0	2.2	0	2.6	0	0	0.6	1.3	0	0	0	0	0	0	0	1.5

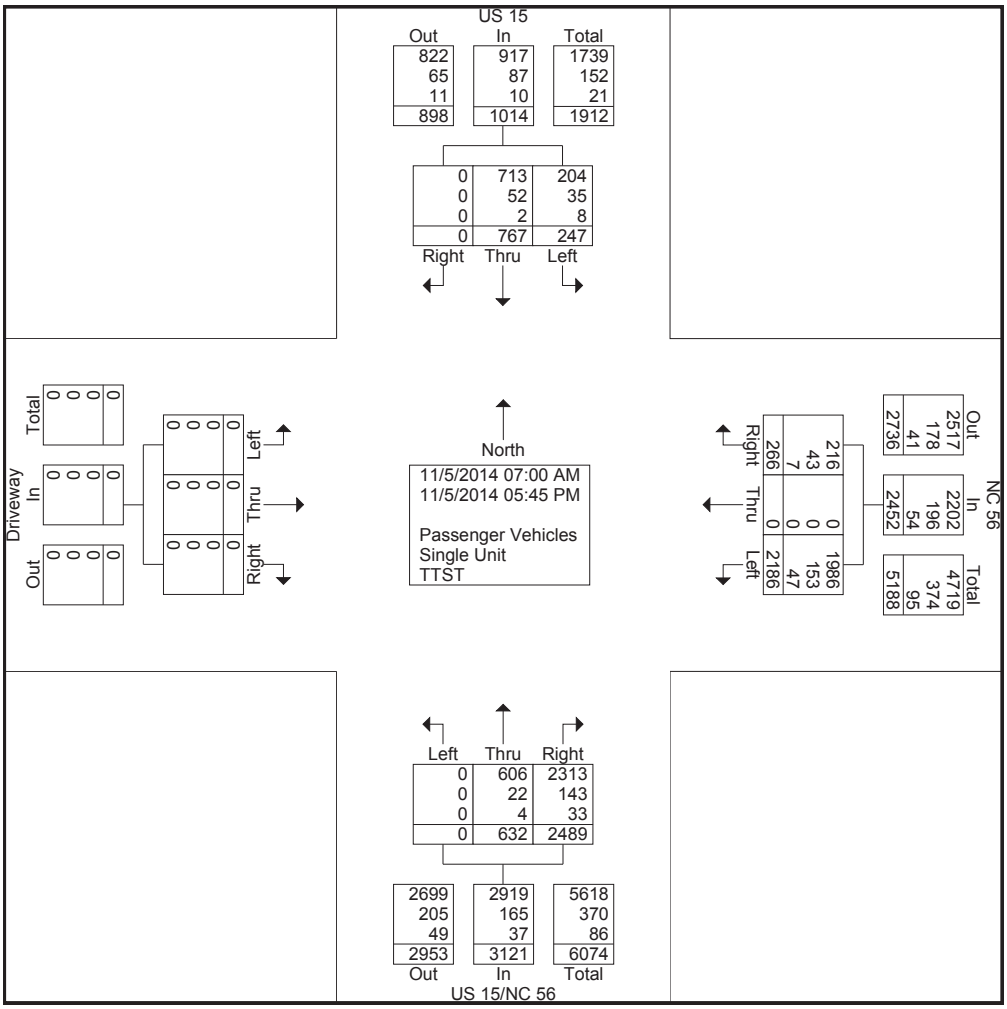

VHB Engineering NC, PC

4000 WestChase Boulevard, Suite 530
Raleigh, NC 27607
p: 919-829-0328 f: 919-829-0329

File Name : NC 56 @ US 15 - WILTON
Site Code : 00000002
Start Date : 11/5/2014
Page No : 3

	US 15 Southbound				NC 56 Westbound				US 15/NC 56 Northbound				Driveway Eastbound				
Start Time	Left	Thru	Right	App. Total	Left	Thru	Right	App. Total	Left	Thru	Right	App. Total	Left	Thru	Right	App. Total	Int. Total
Peak Hour Analysis From 07:00 AM to 09:45 AM - Peak 1 of 1																	
Peak Hour for Entire Intersection Begins at 07:15 AM																	
07:15 AM	6	32	0	38	95	0	6	101	0	14	78	92	0	0	0	0	231
07:30 AM	4	40	0	44	93	0	7	100	0	14	50	64	0	0	0	0	208
07:45 AM	7	23	0	30	81	0	6	87	0	14	47	61	0	0	0	0	178
08:00 AM	11	19	0	30	74	0	5	79	0	16	73	89	0	0	0	0	198
Total Volume	28	114	0	142	343	0	24	367	0	58	248	306	0	0	0	0	815
% App. Total	19.7	80.3	0		93.5	0	6.5		0	19	81		0	0	0		
PHF	.636	.713	.000	.807	.903	.000	.857	.908	.000	.906	.795	.832	.000	.000	.000	.000	.882
Passenger Vehicles	25	109	0	134	318	0	20	338	0	56	223	279	0	0	0	0	751
% Passenger Vehicles	89.3	95.6	0	94.4	92.7	0	83.3	92.1	0	96.6	89.9	91.2	0	0	0	0	92.1
Single Unit	3	5	0	8	23	0	3	26	0	2	23	25	0	0	0	0	59
% Single Unit	10.7	4.4	0	5.6	6.7	0	12.5	7.1	0	3.4	9.3	8.2	0	0	0	0	7.2
TTST	0	0	0	0	2	0	1	3	0	0	2	2	0	0	0	0	5
% TTST	0	0	0	0	0.6	0	4.2	0.8	0	0	0.8	0.7	0	0	0	0	0.6

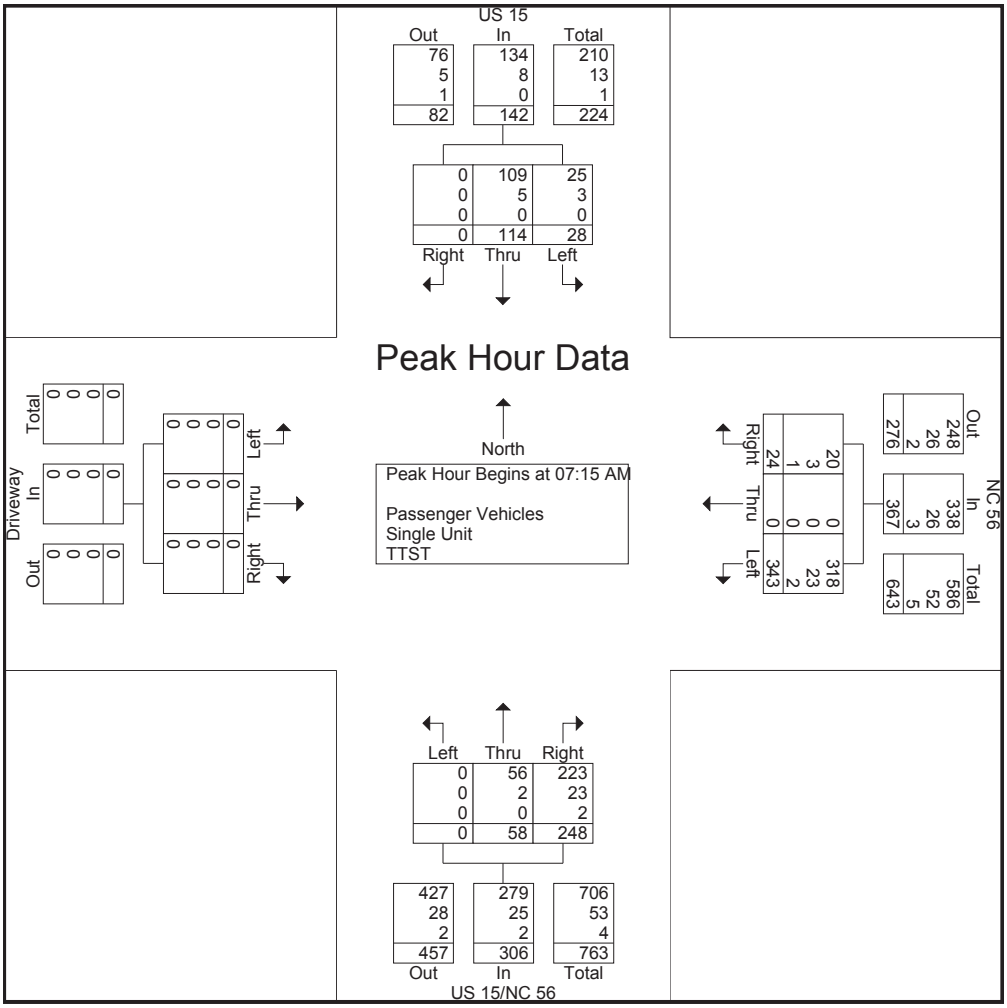

VHB Engineering NC, PC

4000 WestChase Boulevard, Suite 530
Raleigh, NC 27607
p: 919-829-0328 f: 919-829-0329

File Name : NC 56 @ US 15 - WILTON
Site Code : 00000002
Start Date : 11/5/2014
Page No : 4

	US 15 Southbound				NC 56 Westbound				US 15/NC 56 Northbound				Driveway Eastbound				
Start Time	Left	Thru	Right	App. Total	Left	Thru	Right	App. Total	Left	Thru	Right	App. Total	Left	Thru	Right	App. Total	Int. Total
Peak Hour Analysis From 10:00 AM to 01:45 PM - Peak 1 of 1																	
Peak Hour for Entire Intersection Begins at 10:45 AM																	
10:45 AM	4	15	0	19	48	0	7	55	0	8	36	44	0	0	0	0	118
11:00 AM	4	14	0	18	40	0	7	47	0	13	32	45	0	0	0	0	110
11:15 AM	5	17	0	22	39	0	7	46	0	11	31	42	0	0	0	0	110
11:30 AM	6	11	0	17	39	0	10	49	0	13	37	50	0	0	0	0	116
Total Volume	19	57	0	76	166	0	31	197	0	45	136	181	0	0	0	0	454
% App. Total	25	75	0		84.3	0	15.7		0	24.9	75.1		0	0	0		
PHF	.792	.838	.000	.864	.865	.000	.775	.895	.000	.865	.919	.905	.000	.000	.000	.000	.962
Passenger Vehicles	15	51	0	66	146	0	28	174	0	40	122	162	0	0	0	0	402
% Passenger Vehicles	78.9	89.5	0	86.8	88.0	0	90.3	88.3	0	88.9	89.7	89.5	0	0	0	0	88.5
Single Unit	3	5	0	8	14	0	3	17	0	3	9	12	0	0	0	0	37
% Single Unit	15.8	8.8	0	10.5	8.4	0	9.7	8.6	0	6.7	6.6	6.6	0	0	0	0	8.1
TTST	1	1	0	2	6	0	0	6	0	2	5	7	0	0	0	0	15
% TTST	5.3	1.8	0	2.6	3.6	0	0	3.0	0	4.4	3.7	3.9	0	0	0	0	3.3

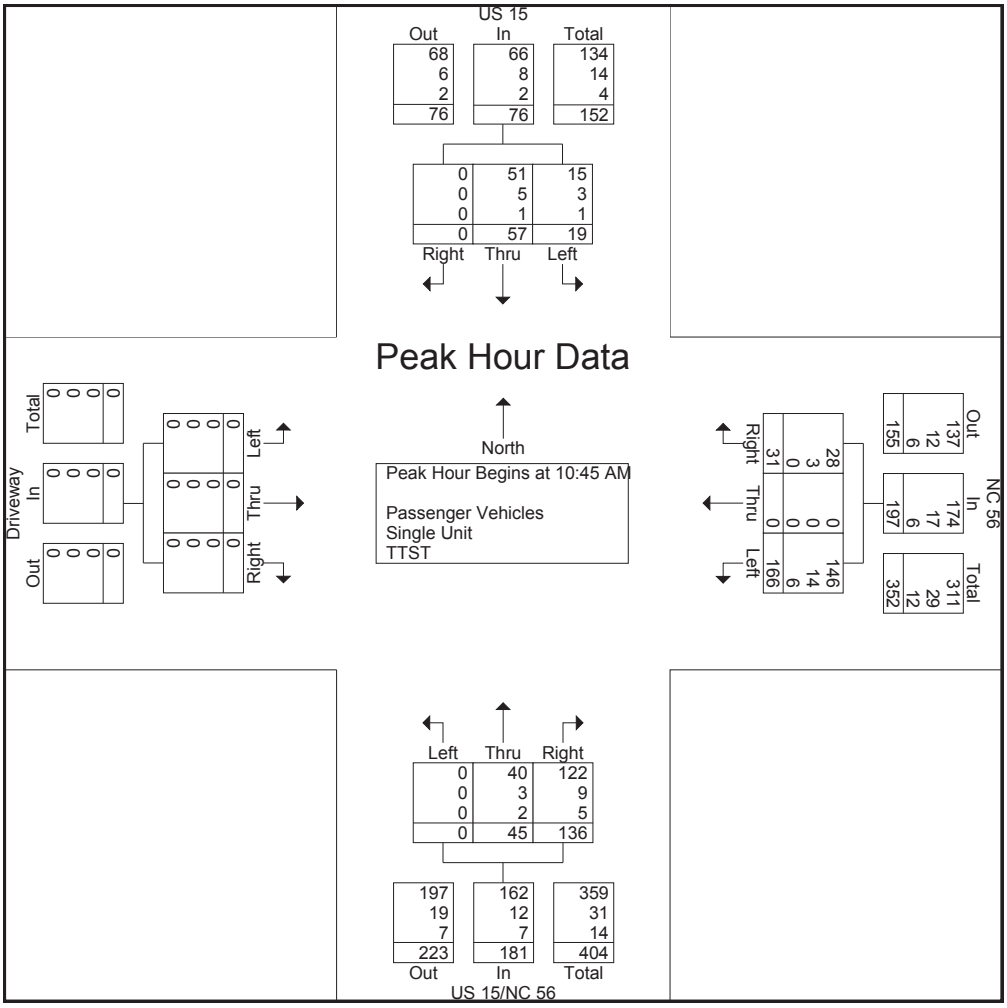

VHB Engineering NC, PC

4000 WestChase Boulevard, Suite 530
Raleigh, NC 27607
p: 919-829-0328 f: 919-829-0329

File Name : NC 56 @ US 15 - WILTON
Site Code : 00000002
Start Date : 11/5/2014
Page No : 5

	US 15 Southbound				NC 56 Westbound				US 15/NC 56 Northbound				Driveway Eastbound				
Start Time	Left	Thru	Right	App. Total	Left	Thru	Right	App. Total	Left	Thru	Right	App. Total	Left	Thru	Right	App. Total	Int. Total
Peak Hour Analysis From 02:00 PM to 05:45 PM - Peak 1 of 1																	
Peak Hour for Entire Intersection Begins at 04:15 PM																	
04:15 PM	15	19	0	34	40	0	2	42	0	23	93	116	0	0	0	0	192
04:30 PM	8	26	0	34	61	0	6	67	0	19	113	132	0	0	0	0	233
04:45 PM	9	17	0	26	52	0	7	59	0	37	136	173	0	0	0	0	258
05:00 PM	5	20	0	25	50	0	8	58	0	24	117	141	0	0	0	0	224
Total Volume	37	82	0	119	203	0	23	226	0	103	459	562	0	0	0	0	907
% App. Total	31.1	68.9	0		89.8	0	10.2		0	18.3	81.7		0	0	0		
PHF	.617	.788	.000	.875	.832	.000	.719	.843	.000	.696	.844	.812	.000	.000	.000	.000	.879
Passenger Vehicles	35	79	0	114	181	0	20	201	0	102	443	545	0	0	0	0	860
% Passenger Vehicles	94.6	96.3	0	95.8	89.2	0	87.0	88.9	0	99.0	96.5	97.0	0	0	0	0	94.8
Single Unit	1	3	0	4	20	0	2	22	0	1	14	15	0	0	0	0	41
% Single Unit	2.7	3.7	0	3.4	9.9	0	8.7	9.7	0	1.0	3.1	2.7	0	0	0	0	4.5
TTST	1	0	0	1	2	0	1	3	0	0	2	2	0	0	0	0	6
% TTST	2.7	0	0	0.8	1.0	0	4.3	1.3	0	0	0.4	0.4	0	0	0	0	0.7

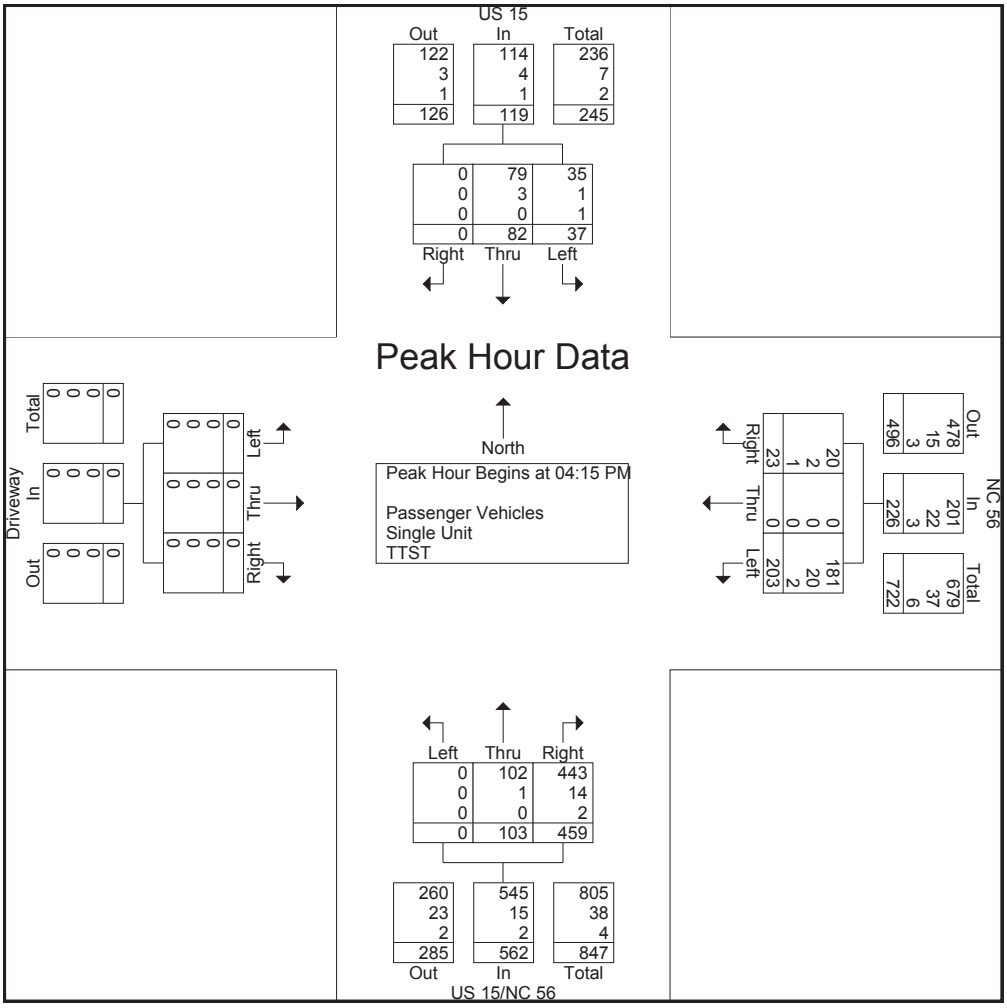

VHB Engineering NC, PC

4000 WestChase Boulevard, Suite 530
Raleigh, NC 27607
p: 919-829-0328 f: 919-829-0329

File Name : NC 56 @ NC 50
Site Code : 00000003
Start Date : 11/5/2014
Page No : 1

Groups Printed- Passenger Vehicles - Single Unit - TTST

	Main Street Southbound				NC 56 Westbound				NC 50 Northbound				NC 56 Eastbound						
Start Time	Left	Thru	Right	Peds	Left	Thru	Right	Peds	Left	Thru	Right	Peds	Left	Thru	Right	Peds	Exclu. Total	Inclu. Total	Int. Total
07:00 AM	4	40	0	0	95	106	3	0	3	12	27	0	0	57	5	1	1	352	353
07:15 AM	3	35	1	0	116	109	6	0	5	18	36	0	1	75	6	1	1	411	412
07:30 AM	3	40	1	0	152	90	5	0	6	25	18	0	0	48	5	0	0	393	393
07:45 AM	2	33	0	0	95	87	1	0	5	28	22	0	1	43	9	0	0	326	326
Total	12	148	2	0	458	392	15	0	19	83	103	0	2	223	25	2	2	1482	1484
08:00 AM	6	24	2	0	82	70	2	0	8	24	23	0	1	74	7	0	0	323	323
08:15 AM	10	40	0	1	62	100	3	0	10	27	29	0	0	47	7	0	1	335	336
08:30 AM	5	21	0	0	36	61	2	0	3	21	14	0	1	31	4	0	0	199	199
08:45 AM	5	17	1	0	27	55	2	0	10	19	12	0	0	37	4	0	0	189	189
Total	26	102	3	1	207	286	9	0	31	91	78	0	2	189	22	0	1	1046	1047
09:00 AM	3	15	0	0	30	33	1	0	8	17	13	0	1	36	4	0	0	161	161
09:15 AM	2	30	0	0	36	55	4	0	4	12	6	0	2	50	0	0	0	201	201
09:30 AM	3	22	1	0	30	54	4	0	6	14	10	0	1	47	3	0	0	195	195
09:45 AM	4	15	2	0	25	51	4	0	6	17	13	0	0	42	8	0	0	187	187
Total	12	82	3	0	121	193	13	0	24	60	42	0	4	175	15	0	0	744	744
10:00 AM	3	19	0	0	18	43	2	0	8	15	10	0	0	32	4	0	0	154	154
10:15 AM	4	30	1	0	25	32	3	0	6	14	14	0	0	29	3	0	0	161	161
10:30 AM	2	12	1	0	17	39	3	0	4	13	19	0	0	24	2	0	0	136	136
10:45 AM	0	16	1	0	17	40	3	0	9	13	14	0	1	32	2	0	0	148	148
Total	9	77	3	0	77	154	11	0	27	55	57	0	1	117	11	0	0	599	599
11:00 AM	2	16	0	0	21	41	1	0	8	22	10	0	1	32	5	0	0	159	159
11:15 AM	4	15	1	0	12	40	3	0	8	19	18	0	0	30	8	0	0	158	158
11:30 AM	2	13	1	0	23	38	2	0	5	11	18	0	1	45	4	0	0	163	163
11:45 AM	0	17	0	0	29	50	2	0	8	10	18	0	1	36	3	0	0	174	174
Total	8	61	2	0	85	169	8	0	29	62	64	0	3	143	20	0	0	654	654
12:00 PM	5	10	0	0	22	30	3	0	8	17	19	0	0	25	2	0	0	141	141
12:15 PM	1	21	1	0	27	34	4	0	4	9	16	0	1	33	6	0	0	157	157
12:30 PM	3	15	0	0	18	46	0	0	9	20	24	0	2	46	5	0	0	188	188
12:45 PM	0	9	2	0	22	38	1	0	8	19	21	2	1	40	5	2	4	166	170
Total	9	55	3	0	89	148	8	0	29	65	80	2	4	144	18	2	4	652	656
01:00 PM	8	4	0	0	18	36	0	0	8	12	32	0	0	32	2	2	2	152	154
01:15 PM	5	7	0	0	19	36	1	0	7	14	31	0	0	37	1	1	1	158	159
01:30 PM	3	9	1	0	19	37	1	0	7	16	30	0	0	44	3	1	1	170	171
01:45 PM	1	12	1	0	19	37	2	0	4	17	27	0	0	49	1	0	0	170	170
Total	17	32	2	0	75	146	4	0	26	59	120	0	0	162	7	4	4	650	654
02:00 PM	3	10	1	0	23	42	2	0	10	21	28	0	1	61	4	0	0	206	206
02:15 PM	2	25	2	0	21	49	4	0	5	21	28	0	3	58	8	0	0	226	226
02:30 PM	7	15	2	0	23	34	1	0	5	20	43	0	0	66	6	0	0	222	222
02:45 PM	5	23	0	0	38	59	3	0	2	25	28	1	0	66	5	2	3	254	257
Total	17	73	5	0	105	184	10	0	22	87	127	1	4	251	23	2	3	908	911
03:00 PM	2	27	0	0	48	75	7	0	11	23	25	0	3	71	7	1	1	299	300
03:15 PM	1	22	2	1	26	40	3	0	6	19	35	1	3	98	6	1	3	261	264
03:30 PM	6	27	3	2	38	64	12	0	7	29	36	0	0	84	6	1	3	312	315
03:45 PM	7	20	5	0	55	71	9	0	5	34	32	0	1	88	4	0	0	331	331
Total	16	96	10	3	167	250	31	0	29	105	128	1	7	341	23	3	7	1203	1210
04:00 PM	4	33	1	0	34	48	4	0	10	35	40	0	1	101	9	0	0	320	320
04:15 PM	4	33	1	0	28	39	3	0	1	41	44	0	3	95	10	0	0	302	302
04:30 PM	9	15	1	1	29	59	2	1	5	16	44	0	3	128	7	0	2	318	320
04:45 PM	2	28	2	0	41	49	8	0	11	53	57	0	2	145	6	0	0	404	404
Total	19	109	5	1	132	195	17	1	27	145	185	0	9	469	32	0	2	1344	1346

VHB Engineering NC, PC

4000 WestChase Boulevard, Suite 530
Raleigh, NC 27607
p: 919-829-0328 f: 919-829-0329

File Name : NC 56 @ NC 50
Site Code : 00000003
Start Date : 11/5/2014
Page No : 2

Groups Printed- Passenger Vehicles - Single Unit - TTST

	Main Street Southbound				NC 56 Westbound				NC 50 Northbound				NC 56 Eastbound						
Start Time	Left	Thru	Right	Peds	Left	Thru	Right	Peds	Left	Thru	Right	Peds	Left	Thru	Right	Peds	Exclu. Total	Inclu. Total	Int. Total
05:00 PM	6	31	0	0	34	43	4	0	13	51	60	0	1	152	5	0	0	400	400
05:15 PM	2	51	3	0	27	59	6	0	7	54	53	0	1	139	8	0	0	410	410
05:30 PM	3	37	1	0	25	53	3	3	5	46	63	0	3	138	9	0	3	386	389
05:45 PM	2	37	1	0	21	49	0	0	10	54	59	1	0	130	5	0	1	368	369
Total	13	156	5	0	107	204	13	3	35	205	235	1	5	559	27	0	4	1564	1568
Grand Total	158	991	43	5	1623	2321	139	4	298	1017	1219	5	41	2773	223	13	27	10846	10873
Apprch %	13.3	83.1	3.6		39.8	56.8	3.4		11.8	40.1	48.1		1.4	91.3	7.3				
Total %	1.5	9.1	0.4		15	21.4	1.3		2.7	9.4	11.2		0.4	25.6	2.1		0.2	99.8	
Passenger Vehicles	149	963	43		1571	2134	131		221	984	1186		41	2582	172		0	0	10204
% Passenger Vehicles	94.3	97.2	100	100	96.8	91.9	94.2	100	74.2	96.8	97.3	100	100	93.1	77.1	100	0	0	93.8
Single Unit	7	26	0		35	110	7		22	32	28		0	107	24		0	0	398
% Single Unit	4.4	2.6	0	0	2.2	4.7	5	0	7.4	3.1	2.3	0	0	3.9	10.8	0	0	0	3.7
TTST	2	2	0		17	77	1		55	1	5		0	84	27		0	0	271
% TTST	1.3	0.2	0	0	1	3.3	0.7	0	18.5	0.1	0.4	0	0	3	12.1	0	0	0	2.5

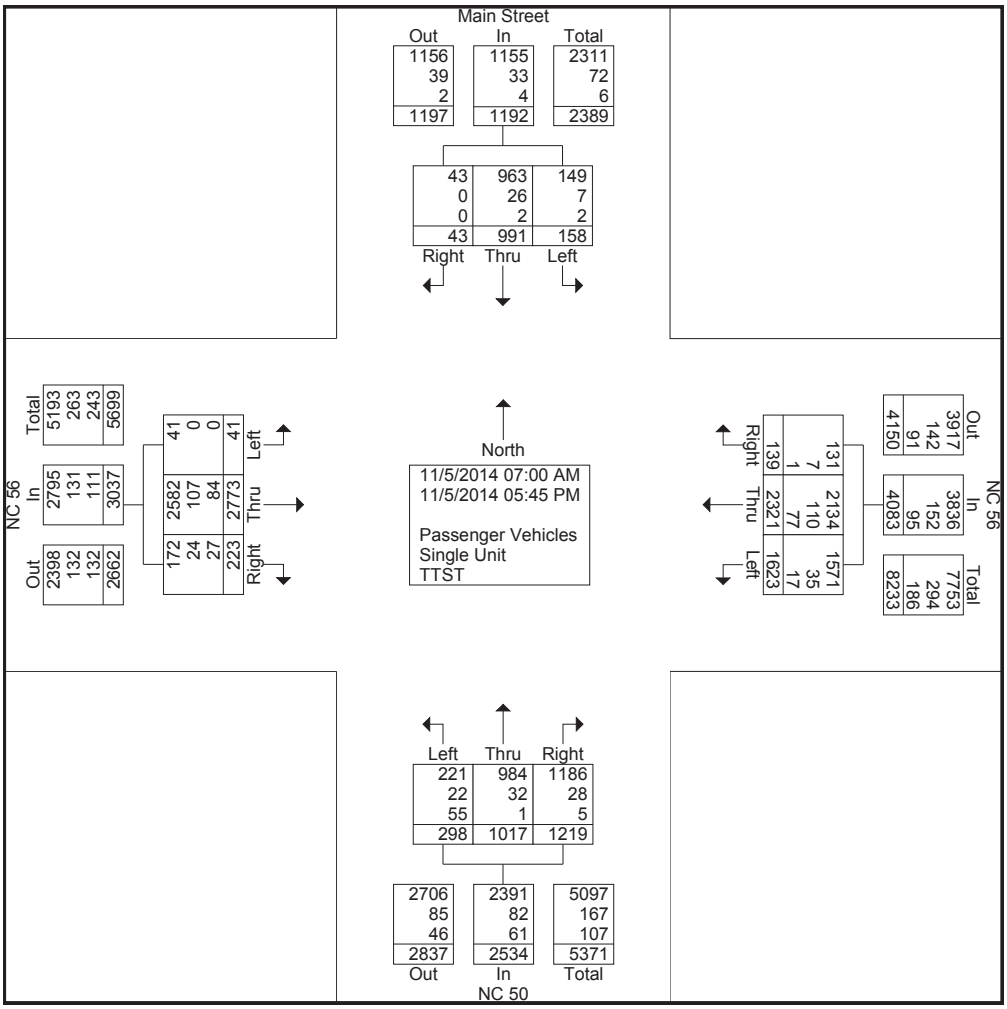

VHB Engineering NC, PC

4000 WestChase Boulevard, Suite 530
Raleigh, NC 27607
p: 919-829-0328 f: 919-829-0329

File Name : NC 56 @ NC 50
Site Code : 00000003
Start Date : 11/5/2014
Page No : 3

	Main Street Southbound				NC 56 Westbound				NC 50 Northbound				NC 56 Eastbound				
Start Time	Left	Thru	Right	App. Total	Left	Thru	Right	App. Total	Left	Thru	Right	App. Total	Left	Thru	Right	App. Total	Int. Total
Peak Hour Analysis From 07:00 AM to 09:45 AM - Peak 1 of 1																	
Peak Hour for Entire Intersection Begins at 07:00 AM																	
07:00 AM	4	40	0	44	95	106	3	204	3	12	27	42	0	57	5	62	352
07:15 AM	3	35	1	39	116	109	6	231	5	18	36	59	1	75	6	82	411
07:30 AM	3	40	1	44	152	90	5	247	6	25	18	49	0	48	5	53	393
07:45 AM	2	33	0	35	95	87	1	183	5	28	22	55	1	43	9	53	326
Total Volume	12	148	2	162	458	392	15	865	19	83	103	205	2	223	25	250	1482
% App. Total	7.4	91.4	1.2		52.9	45.3	1.7		9.3	40.5	50.2		0.8	89.2	10		
PHF	.750	.925	.500	.920	.753	.899	.625	.876	.792	.741	.715	.869	.500	.743	.694	.762	.901
Passenger Vehicles	12	145	2	159	449	373	13	835	13	82	95	190	2	198	18	218	1402
% Passenger Vehicles	100	98.0	100	98.1	98.0	95.2	86.7	96.5	68.4	98.8	92.2	92.7	100	88.8	72.0	87.2	94.6
Single Unit	0	3	0	3	7	16	2	25	0	1	7	8	0	13	4	17	53
% Single Unit	0	2.0	0	1.9	1.5	4.1	13.3	2.9	0	1.2	6.8	3.9	0	5.8	16.0	6.8	3.6
TTST	0	0	0	0	2	3	0	5	6	0	1	7	0	12	3	15	27
% TTST	0	0	0	0	0.4	0.8	0	0.6	31.6	0	1.0	3.4	0	5.4	12.0	6.0	1.8

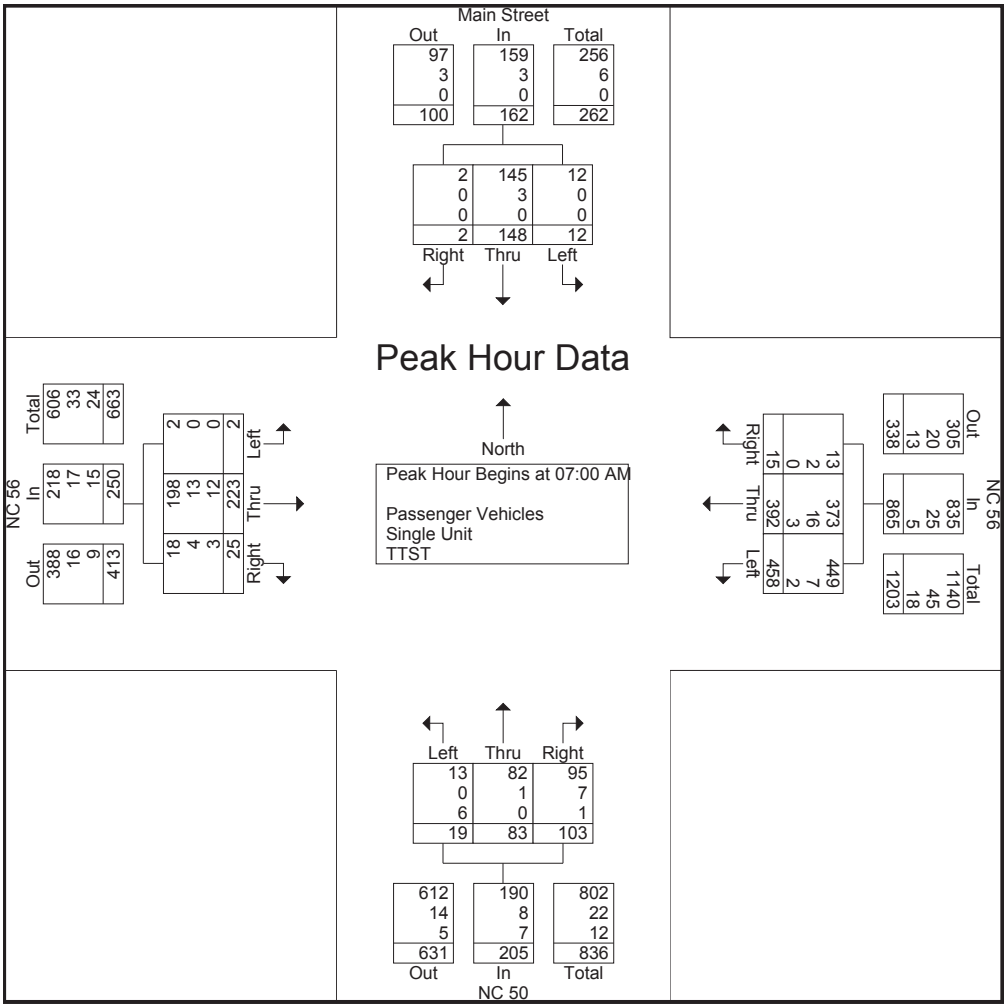

VHB Engineering NC, PC

4000 WestChase Boulevard, Suite 530
Raleigh, NC 27607
p: 919-829-0328 f: 919-829-0329

File Name : NC 56 @ NC 50
Site Code : 00000003
Start Date : 11/5/2014
Page No : 4

	Main Street Southbound				NC 56 Westbound				NC 50 Northbound				NC 56 Eastbound				
Start Time	Left	Thru	Right	App. Total	Left	Thru	Right	App. Total	Left	Thru	Right	App. Total	Left	Thru	Right	App. Total	Int. Total
Peak Hour Analysis From 10:00 AM to 01:45 PM - Peak 1 of 1																	
Peak Hour for Entire Intersection Begins at 12:30 PM																	
12:30 PM	3	15	0	18	18	46	0	64	9	20	24	53	2	46	5	53	188
12:45 PM	0	9	2	11	22	38	1	61	8	19	21	48	1	40	5	46	166
01:00 PM	8	4	0	12	18	36	0	54	8	12	32	52	0	32	2	34	152
01:15 PM	5	7	0	12	19	36	1	56	7	14	31	52	0	37	1	38	158
Total Volume	16	35	2	53	77	156	2	235	32	65	108	205	3	155	13	171	664
% App. Total	30.2	66	3.8		32.8	66.4	0.9		15.6	31.7	52.7		1.8	90.6	7.6		
PHF	.500	.583	.250	.736	.875	.848	.500	.918	.889	.813	.844	.967	.375	.842	.650	.807	.883
Passenger Vehicles	13	35	2	50	75	140	2	217	23	63	107	193	3	136	7	146	606
% Passenger Vehicles	81.3	100	100	94.3	97.4	89.7	100	92.3	71.9	96.9	99.1	94.1	100	87.7	53.8	85.4	91.3
Single Unit	3	0	0	3	1	6	0	7	3	2	1	6	0	12	4	16	32
% Single Unit	18.8	0	0	5.7	1.3	3.8	0	3.0	9.4	3.1	0.9	2.9	0	7.7	30.8	9.4	4.8
TTST	0	0	0	0	1	10	0	11	6	0	0	6	0	7	2	9	26
% TTST	0	0	0	0	1.3	6.4	0	4.7	18.8	0	0	2.9	0	4.5	15.4	5.3	3.9

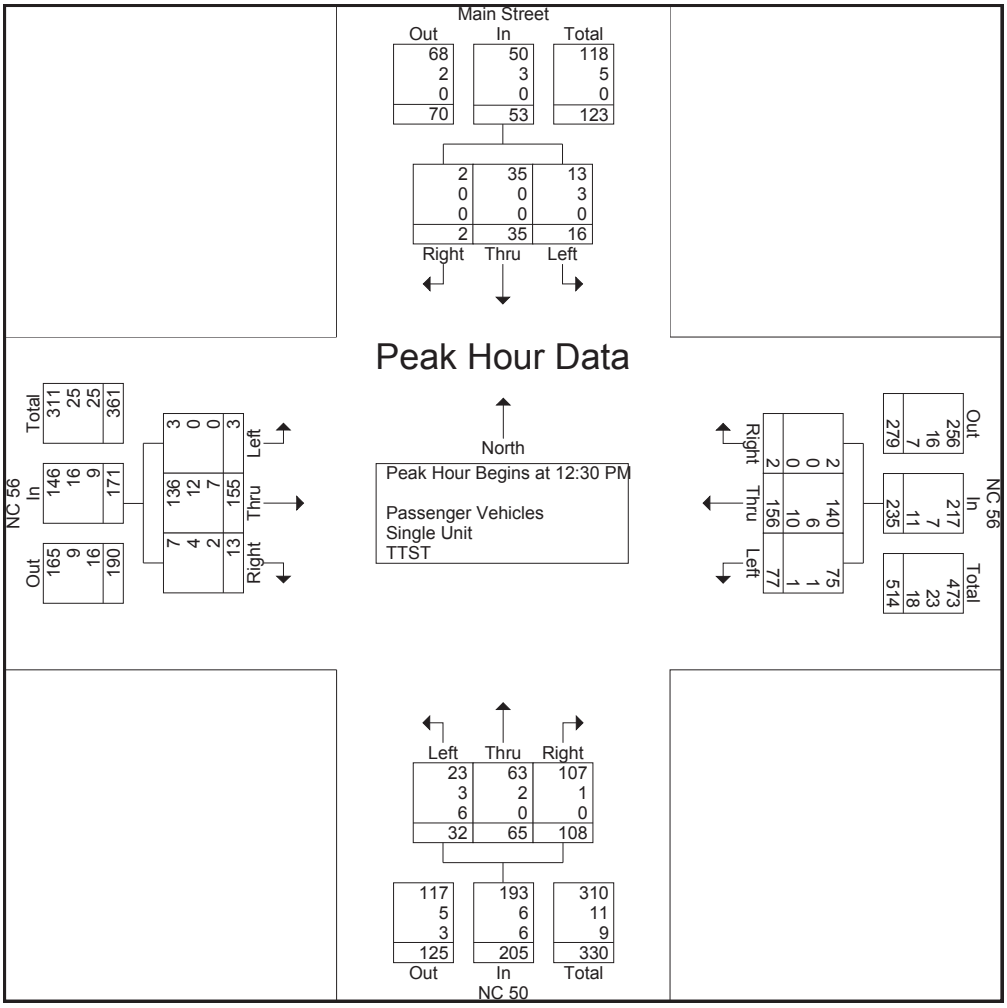

VHB Engineering NC, PC

4000 WestChase Boulevard, Suite 530
Raleigh, NC 27607
p: 919-829-0328 f: 919-829-0329

File Name : NC 56 @ NC 50
Site Code : 00000003
Start Date : 11/5/2014
Page No : 5

	Main Street Southbound				NC 56 Westbound				NC 50 Northbound				NC 56 Eastbound				
Start Time	Left	Thru	Right	App. Total	Left	Thru	Right	App. Total	Left	Thru	Right	App. Total	Left	Thru	Right	App. Total	Int. Total
Peak Hour Analysis From 02:00 PM to 05:45 PM - Peak 1 of 1																	
Peak Hour for Entire Intersection Begins at 04:45 PM																	
04:45 PM	2	28	2	32	41	49	8	98	11	53	57	121	2	145	6	153	404
05:00 PM	6	31	0	37	34	43	4	81	13	51	60	124	1	152	5	158	400
05:15 PM	2	51	3	56	27	59	6	92	7	54	53	114	1	139	8	148	410
05:30 PM	3	37	1	41	25	53	3	81	5	46	63	114	3	138	9	150	386
Total Volume	13	147	6	166	127	204	21	352	36	204	233	473	7	574	28	609	1600
% App. Total	7.8	88.6	3.6		36.1	58	6		7.6	43.1	49.3		1.1	94.3	4.6		
PHF	.542	.721	.500	.741	.774	.864	.656	.898	.692	.944	.925	.954	.583	.944	.778	.964	.976
Passenger Vehicles	13	144	6	163	125	198	20	343	29	196	228	453	7	559	25	591	1550
% Passenger Vehicles	100	98.0	100	98.2	98.4	97.1	95.2	97.4	80.6	96.1	97.9	95.8	100	97.4	89.3	97.0	96.9
Single Unit	0	3	0	3	1	4	1	6	1	7	5	13	0	10	2	12	34
% Single Unit	0	2.0	0	1.8	0.8	2.0	4.8	1.7	2.8	3.4	2.1	2.7	0	1.7	7.1	2.0	2.1
TTST	0	0	0	0	1	2	0	3	6	1	0	7	0	5	1	6	16
% TTST	0	0	0	0	0.8	1.0	0	0.9	16.7	0.5	0	1.5	0	0.9	3.6	1.0	1.0

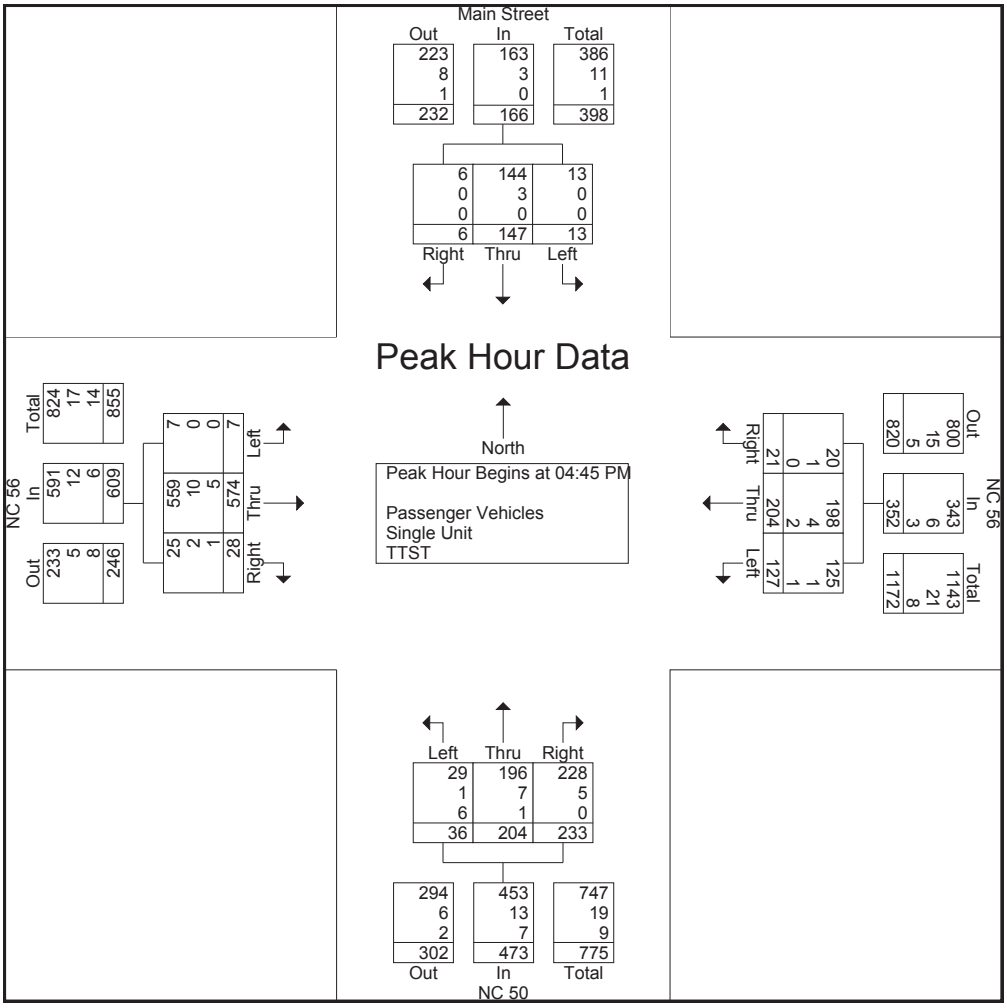

VHB Engineering NC, PC

4000 WestChase Boulevard, Suite 530
Raleigh, NC 27607
p: 919-829-0328 f: 919-829-0329

File Name : NC 56 @ Hawley School
Site Code :
Start Date : 11/19/2014
Page No : 1

Groups Printed- Passenger Vehicles - Single Unit - TTST - Bicycles on Crosswalk - Pedestrians

	Cresent Drive Southbound				NC 56 Westbound				Hawley School Road Northbound				NC 56 Eastbound						
Start Time	Left	Thru	Right	Peds	Left	Thru	Right	Peds	Left	Thru	Right	Peds	Left	Thru	Right	Peds	Exclu. Total	Inclu. Total	Int. Total
07:00 AM	5	1	2	0	4	167	4	0	6	0	2	0	0	45	1	0	0	237	237
07:15 AM	3	1	7	0	9	184	3	0	2	4	6	0	2	46	1	0	0	268	268
07:30 AM	1	3	8	0	12	200	12	0	1	9	4	0	4	49	2	0	0	305	305
07:45 AM	6	5	19	0	19	163	25	0	3	20	5	0	9	41	1	0	0	316	316
Total	15	10	36	0	44	714	44	0	12	33	17	0	15	181	5	0	0	1126	1126
08:00 AM	15	19	33	0	29	129	61	0	2	21	11	0	21	45	3	0	0	389	389
08:15 AM	28	22	50	0	18	105	57	0	6	65	19	0	18	52	2	0	0	442	442
08:30 AM	8	3	14	0	2	77	9	0	4	4	2	0	3	41	2	0	0	169	169
08:45 AM	4	1	5	0	5	81	4	0	1	1	0	0	2	46	1	0	0	151	151
Total	55	45	102	0	54	392	131	0	13	91	32	0	44	184	8	0	0	1151	1151
*** ***																			
11:00 AM	1	1	2	2	2	57	3	0	2	2	1	0	4	43	1	0	2	119	121
11:15 AM	0	0	4	0	1	54	3	0	1	1	5	0	4	51	0	0	0	124	124
11:30 AM	4	0	6	0	3	64	4	0	2	0	1	0	2	52	0	0	0	138	138
11:45 AM	6	6	17	0	1	51	6	0	1	4	2	0	7	58	2	0	0	161	161
Total	11	7	29	2	7	226	16	0	6	7	9	0	17	204	3	0	2	542	544
12:00 PM	3	1	8	0	3	47	3	0	0	1	2	0	5	41	0	0	0	114	114
12:15 PM	1	1	5	0	0	45	5	0	0	0	4	0	3	62	1	0	0	127	127
12:30 PM	2	1	4	0	4	56	2	0	2	1	2	0	5	66	0	0	0	145	145
12:45 PM	0	0	3	0	1	61	3	0	0	0	1	0	4	59	0	0	0	132	132
Total	6	3	20	0	8	209	13	0	2	2	9	0	17	228	1	0	0	518	518
*** ***																			
04:00 PM	11	4	7	0	5	57	5	0	1	1	7	0	7	100	0	0	0	205	205
04:15 PM	11	4	9	0	3	63	3	0	2	3	5	0	6	137	0	0	0	246	246
04:30 PM	17	5	9	0	6	57	4	0	0	2	5	0	6	143	3	0	0	257	257
04:45 PM	8	5	9	1	12	59	7	0	4	10	8	1	4	185	6	1	3	317	320
Total	47	18	34	1	26	236	19	0	7	16	25	1	23	565	9	1	3	1025	1028
05:00 PM	8	9	7	0	6	66	4	0	6	8	20	0	4	155	2	0	0	295	295
05:15 PM	6	4	10	0	10	68	8	0	1	4	11	0	4	189	1	0	0	316	316
05:30 PM	2	2	6	0	6	61	5	0	2	4	12	0	5	177	6	0	0	288	288
05:45 PM	8	3	3	0	6	63	5	0	0	3	7	0	6	172	3	0	0	279	279
Total	24	18	26	0	28	258	22	0	9	19	50	0	19	693	12	0	0	1178	1178
Grand Total	158	101	247	3	167	2035	245	0	49	168	142	1	135	2055	38	1	5	5540	5545
Apprch %	31.2	20	48.8		6.8	83.2	10		13.6	46.8	39.6		6.1	92.2	1.7				
Total %	2.9	1.8	4.5		3	36.7	4.4		0.9	3	2.6		2.4	37.1	0.7		0.1	99.9	
Passenger Vehicles	151	98	242		163	1949	232		47	157	141		132	1958	37		0	0	5307
% Passenger Vehicles	95.6	97	98	0	97.6	95.8	94.7	0	95.9	93.5	99.3	0	97.8	95.3	97.4	0	0	0	95.7
Single Unit	7	3	5		4	50	13		2	11	1		3	58	1		0	0	158
% Single Unit	4.4	3	2	0	2.4	2.5	5.3	0	4.1	6.5	0.7	0	2.2	2.8	2.6	0	0	0	2.8
TTST	0	0	0		0	36	0		0	0	0		0	39	0		0	0	75
% TTST	0	0	0	0	0	1.8	0	0	0	0	0	0	0	1.9	0	0	0	0	1.4
Bicycles on Crosswalk	0	0	0		0	0	0		0	0	0		0	0	0		0	0	0
% Bicycles on Crosswalk	0	0	0	0	0	0	0	0	0	0	0	0	0	0	0	0	0	0	0
Pedestrians	0	0	0		0	0	0		0	0	0		0	0	0		0	0	5
% Pedestrians	0	0	0	100	0	0	0	0	0	0	0	100	0	0	0	100	0	0	0.1

VHB Engineering NC, PC

4000 WestChase Boulevard, Suite 530
Raleigh, NC 27607
p: 919-829-0328 f: 919-829-0329

File Name : NC 56 @ Hawley School
Site Code :
Start Date : 11/19/2014
Page No : 2

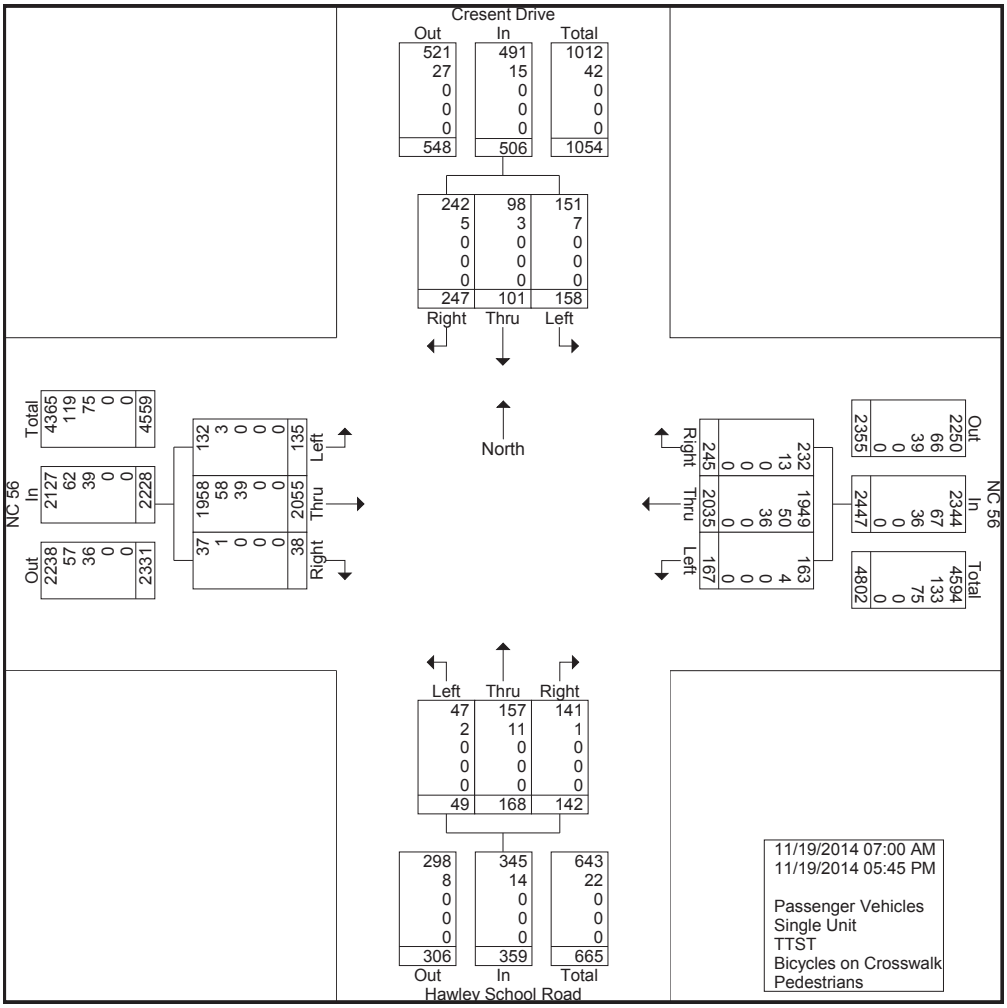

VHB Engineering NC, PC

4000 WestChase Boulevard, Suite 530
Raleigh, NC 27607
p: 919-829-0328 f: 919-829-0329

File Name : NC 56 @ Hawley School
Site Code :
Start Date : 11/19/2014
Page No : 3

	Cresent Drive Southbound				NC 56 Westbound				Hawley School Road Northbound				NC 56 Eastbound				
Start Time	Left	Thru	Right	App. Total	Left	Thru	Right	App. Total	Left	Thru	Right	App. Total	Left	Thru	Right	App. Total	Int. Total
Peak Hour Analysis From 07:00 AM to 09:45 AM - Peak 1 of 1																	
Peak Hour for Entire Intersection Begins at 07:30 AM																	
07:30 AM	1	3	8	12	12	200	12	224	1	9	4	14	4	49	2	55	305
07:45 AM	6	5	19	30	19	163	25	207	3	20	5	28	9	41	1	51	316
08:00 AM	15	19	33	67	29	129	61	219	2	21	11	34	21	45	3	69	389
08:15 AM	28	22	50	100	18	105	57	180	6	65	19	90	18	52	2	72	442
Total Volume	50	49	110	209	78	597	155	830	12	115	39	166	52	187	8	247	1452
% App. Total	23.9	23.4	52.6		9.4	71.9	18.7		7.2	69.3	23.5		21.1	75.7	3.2		
PHF	.446	.557	.550	.523	.672	.746	.635	.926	.500	.442	.513	.461	.619	.899	.667	.858	.821
Passenger Vehicles	47	48	107	202	77	583	151	811	11	111	38	160	50	167	7	224	1397
% Passenger Vehicles	94.0	98.0	97.3	96.7	98.7	97.7	97.4	97.7	91.7	96.5	97.4	96.4	96.2	89.3	87.5	90.7	96.2
Single Unit	3	1	3	7	1	9	4	14	1	4	1	6	2	10	1	13	40
% Single Unit	6.0	2.0	2.7	3.3	1.3	1.5	2.6	1.7	8.3	3.5	2.6	3.6	3.8	5.3	12.5	5.3	2.8
TTST	0	0	0	0	0	5	0	5	0	0	0	0	0	10	0	10	15
% TTST	0	0	0	0	0	0.8	0	0.6	0	0	0	0	0	5.3	0	4.0	1.0
Bicycles on Crosswalk	0	0	0	0	0	0	0	0	0	0	0	0	0	0	0	0	0
% Bicycles on Crosswalk	0	0	0	0	0	0	0	0	0	0	0	0	0	0	0	0	0
Pedestrians	0	0	0	0	0	0	0	0	0	0	0	0	0	0	0	0	0
% Pedestrians	0	0	0	0	0	0	0	0	0	0	0	0	0	0	0	0	0

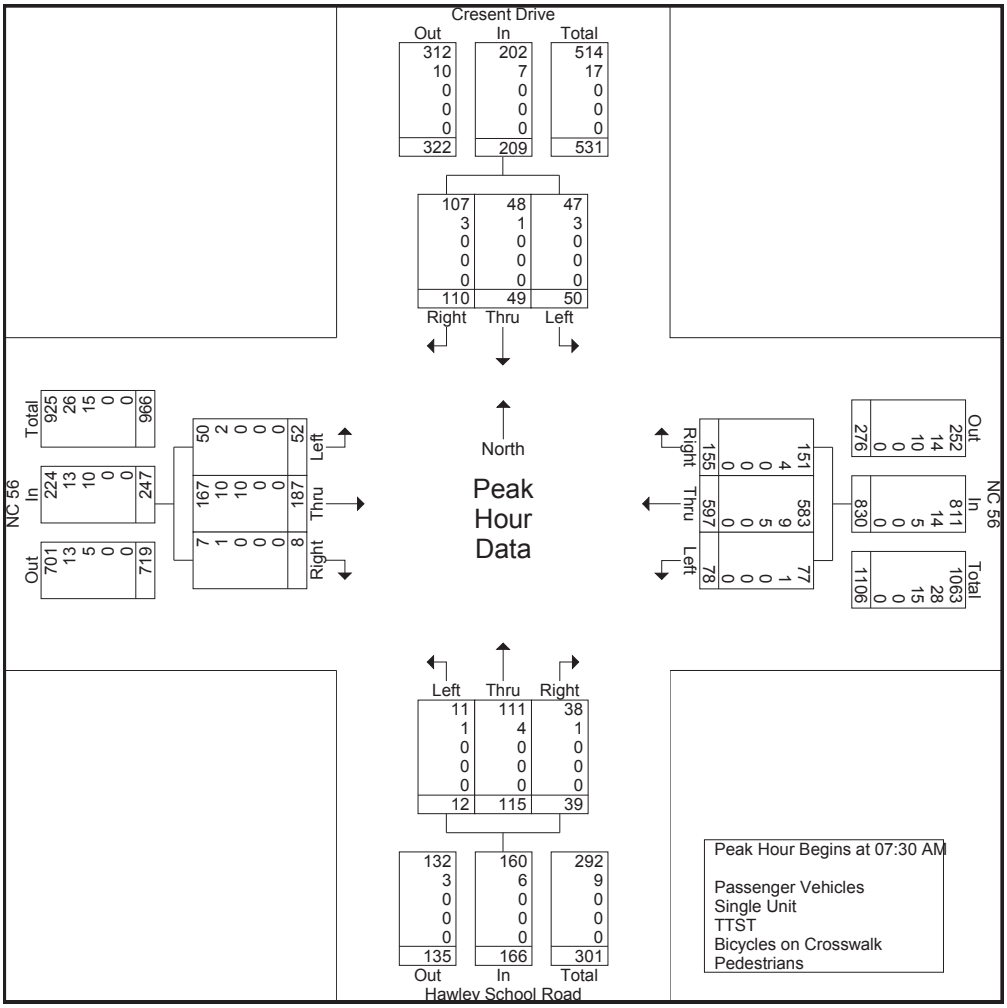

VHB Engineering NC, PC

4000 WestChase Boulevard, Suite 530
Raleigh, NC 27607
p: 919-829-0328 f: 919-829-0329

File Name : NC 56 @ Hawley School
Site Code :
Start Date : 11/19/2014
Page No : 4

	Cresent Drive Southbound				NC 56 Westbound				Hawley School Road Northbound				NC 56 Eastbound				
Start Time	Left	Thru	Right	App. Total	Left	Thru	Right	App. Total	Left	Thru	Right	App. Total	Left	Thru	Right	App. Total	Int. Total
Peak Hour Analysis From 10:00 AM to 01:45 PM - Peak 1 of 1																	
Peak Hour for Entire Intersection Begins at 11:45 AM																	
11:45 AM	6	6	17	29	1	51	6	58	1	4	2	7	7	58	2	67	161
12:00 PM	3	1	8	12	3	47	3	53	0	1	2	3	5	41	0	46	114
12:15 PM	1	1	5	7	0	45	5	50	0	0	4	4	3	62	1	66	127
12:30 PM	2	1	4	7	4	56	2	62	2	1	2	5	5	66	0	71	145
Total Volume	12	9	34	55	8	199	16	223	3	6	10	19	20	227	3	250	547
% App. Total	21.8	16.4	61.8		3.6	89.2	7.2		15.8	31.6	52.6		8	90.8	1.2		
PHF	.500	.375	.500	.474	.500	.888	.667	.899	.375	.375	.625	.679	.714	.860	.375	.880	.849
Passenger Vehicles	12	9	34	55	7	185	16	208	3	4	10	17	20	208	3	231	511
% Passenger Vehicles	100	100	100	100	87.5	93.0	100	93.3	100	66.7	100	89.5	100	91.6	100	92.4	93.4
Single Unit	0	0	0	0	1	7	0	8	0	2	0	2	0	10	0	10	20
% Single Unit	0	0	0	0	12.5	3.5	0	3.6	0	33.3	0	10.5	0	4.4	0	4.0	3.7
TTST	0	0	0	0	0	7	0	7	0	0	0	0	0	9	0	9	16
% TTST	0	0	0	0	0	3.5	0	3.1	0	0	0	0	0	4.0	0	3.6	2.9
Bicycles on Crosswalk	0	0	0	0	0	0	0	0	0	0	0	0	0	0	0	0	0
% Bicycles on Crosswalk	0	0	0	0	0	0	0	0	0	0	0	0	0	0	0	0	0
Pedestrians	0	0	0	0	0	0	0	0	0	0	0	0	0	0	0	0	0
% Pedestrians	0	0	0	0	0	0	0	0	0	0	0	0	0	0	0	0	0

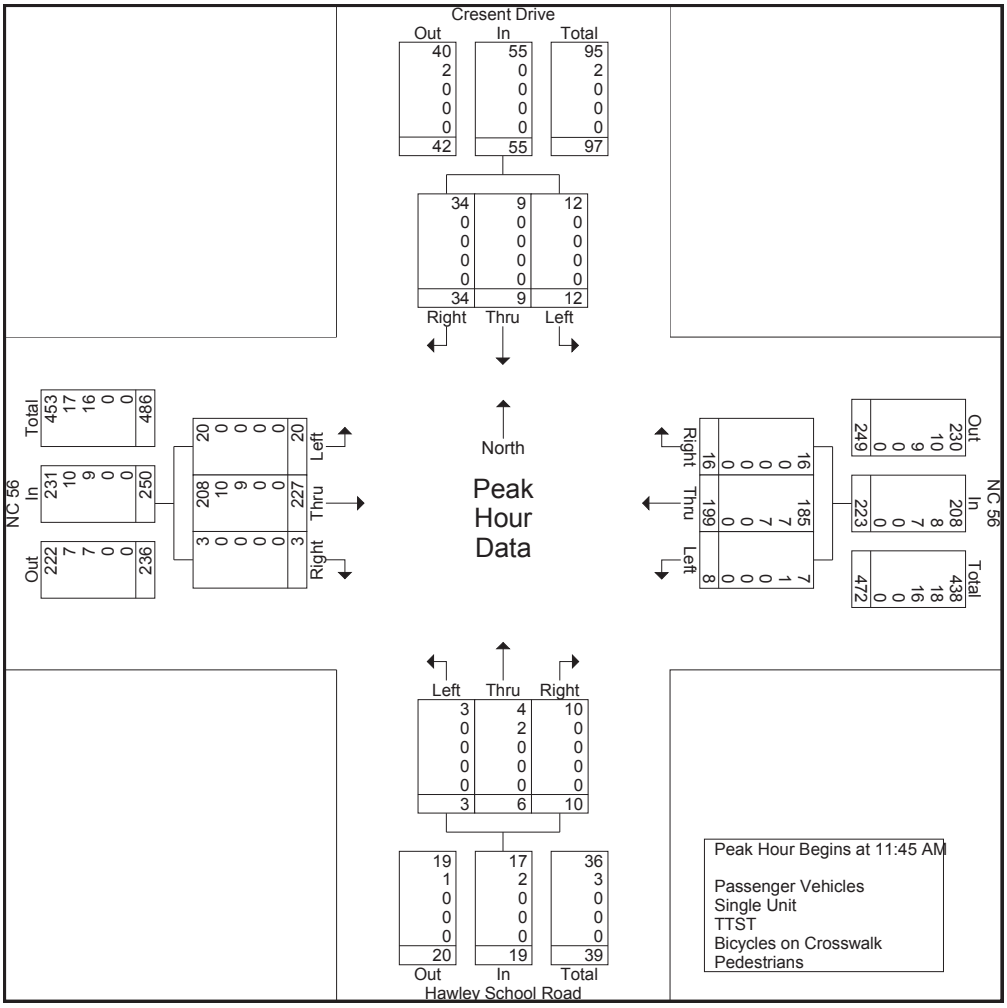

VHB Engineering NC, PC

4000 WestChase Boulevard, Suite 530
Raleigh, NC 27607
p: 919-829-0328 f: 919-829-0329

File Name : NC 56 @ Hawley School
Site Code :
Start Date : 11/19/2014
Page No : 5

	Cresent Drive Southbound				NC 56 Westbound				Hawley School Road Northbound				NC 56 Eastbound				
Start Time	Left	Thru	Right	App. Total	Left	Thru	Right	App. Total	Left	Thru	Right	App. Total	Left	Thru	Right	App. Total	Int. Total
Peak Hour Analysis From 02:00 PM to 05:45 PM - Peak 1 of 1																	
Peak Hour for Entire Intersection Begins at 04:45 PM																	
04:45 PM	8	5	9	22	12	59	7	78	4	10	8	22	4	185	6	195	317
05:00 PM	8	9	7	24	6	66	4	76	6	8	20	34	4	155	2	161	295
05:15 PM	6	4	10	20	10	68	8	86	1	4	11	16	4	189	1	194	316
05:30 PM	2	2	6	10	6	61	5	72	2	4	12	18	5	177	6	188	288
Total Volume	24	20	32	76	34	254	24	312	13	26	51	90	17	706	15	738	1216
% App. Total	31.6	26.3	42.1		10.9	81.4	7.7		14.4	28.9	56.7		2.3	95.7	2		
PHF	.750	.556	.800	.792	.708	.934	.750	.907	.542	.650	.638	.662	.850	.934	.625	.946	.959
Passenger Vehicles	24	20	32	76	33	245	21	299	13	23	51	87	17	698	15	730	1192
% Passenger Vehicles	100	100	100	100	97.1	96.5	87.5	95.8	100	88.5	100	96.7	100	98.9	100	98.9	98.0
Single Unit	0	0	0	0	1	5	3	9	0	3	0	3	0	2	0	2	14
% Single Unit	0	0	0	0	2.9	2.0	12.5	2.9	0	11.5	0	3.3	0	0.3	0	0.3	1.2
TTST	0	0	0	0	0	4	0	4	0	0	0	0	0	6	0	6	10
% TTST	0	0	0	0	0	1.6	0	1.3	0	0	0	0	0	0.8	0	0.8	0.8
Bicycles on Crosswalk	0	0	0	0	0	0	0	0	0	0	0	0	0	0	0	0	0
% Bicycles on Crosswalk	0	0	0	0	0	0	0	0	0	0	0	0	0	0	0	0	0
Pedestrians	0	0	0	0	0	0	0	0	0	0	0	0	0	0	0	0	0
% Pedestrians	0	0	0	0	0	0	0	0	0	0	0	0	0	0	0	0	0

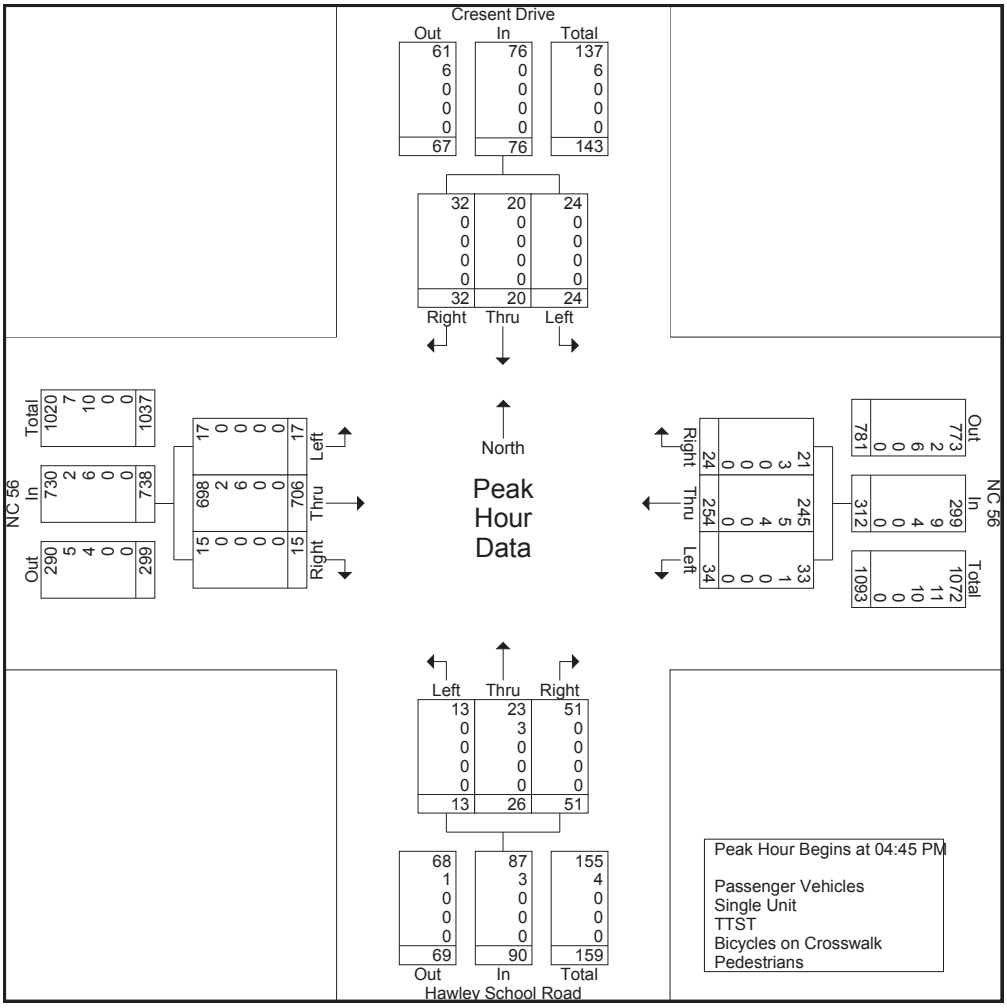

Tube Counts: Classification

VHB Engineering NC, PC

4000 WestChase Boulevard, Suite 530
Raleigh, NC 27607
p: 919-829-0328 f: 919-829-0329

Site Code: 56
Station ID: 14
NC 56
West of RR Tracks
Date Start: 06-Jan-15

Westbound

Start Time	Bikes	Cars & Trailer	2 Axle Long	Buses	2 Axle 6 Tire	3 Axle Single	4 Axle Single	<5 Axl Double	5 Axle Double	>6 Axl Double	<6 Axl Multi	6 Axle Multi	>6 Axl Multi	Not Classe	Total
01/06/1															
5	0	4	1	0	0	0	0	0	0	0	0	0	0	0	5
00:15	0	5	1	0	0	0	0	0	0	0	0	0	0	0	6
00:30	0	1	1	0	0	0	0	0	1	0	0	0	0	0	3
00:45	0	2	1	0	0	0	0	0	0	0	0	0	0	0	3
	0	12	4	0	0	0	0	0	1	0	0	0	0	0	17
01:00	0	2	0	0	0	0	0	0	0	0	0	0	0	0	2
01:15	0	2	0	0	0	0	0	0	0	0	0	0	0	0	2
01:30	0	0	0	0	0	0	0	0	0	0	0	0	0	0	0
01:45	0	0	1	0	0	0	0	0	0	0	0	0	0	0	1
	0	4	1	0	0	0	0	0	0	0	0	0	0	0	5
02:00	0	1	0	0	0	0	0	0	0	0	0	0	0	1	2
02:15	0	2	1	0	2	0	0	0	0	0	0	0	0	0	5
02:30	0	4	3	0	0	0	0	0	1	0	0	0	0	0	8
02:45	0	1	0	0	0	0	0	0	0	0	0	0	0	0	1
	0	8	4	0	2	0	0	0	1	0	0	0	0	1	16
03:00	0	0	0	0	0	0	0	0	0	0	0	0	0	0	0
03:15	0	1	0	0	0	0	0	0	0	0	0	0	0	1	2
03:30	0	1	4	0	0	0	0	0	0	0	0	0	0	0	5
03:45	0	4	2	0	0	0	0	0	0	0	0	0	0	1	7
	0	6	6	0	0	0	0	0	0	0	0	0	0	2	14
04:00	0	0	1	0	1	0	0	0	0	0	0	0	0	0	2
04:15	0	7	1	0	1	0	0	0	1	0	0	0	0	0	10
04:30	0	21	5	0	1	0	0	0	0	0	0	0	0	0	27
04:45	0	26	7	0	0	0	0	0	0	0	0	0	0	0	33
	0	54	14	0	3	0	0	0	1	0	0	0	0	0	72
05:00	0	35	2	0	1	0	0	0	0	0	0	0	0	1	39
05:15	0	40	7	0	1	0	0	1	2	0	0	0	0	1	52
05:30	0	74	13	1	4	0	0	1	0	0	0	0	0	5	98
05:45	0	102	25	0	6	0	0	1	0	1	0	0	0	3	138
	0	251	47	1	12	0	0	3	2	1	0	0	0	10	327
06:00	0	54	13	1	4	0	0	1	1	0	0	0	0	3	77
06:15	1	91	29	1	2	1	0	1	1	0	0	0	0	8	135
06:30	1	80	14	0	8	0	0	1	1	0	0	0	0	9	114
06:45	0	88	34	1	6	2	0	1	0	0	0	0	0	11	143
	2	313	90	3	20	3	0	4	3	0	0	0	0	31	469
07:00	1	56	20	0	5	0	0	0	3	0	0	0	0	6	91
07:15	0	61	18	1	9	0	0	2	1	0	0	0	0	7	99
07:30	1	62	17	1	3	1	0	2	0	1	0	0	0	12	100
07:45	4	118	19	0	8	2	0	1	0	0	1	0	0	11	164
	6	297	74	2	25	3	0	5	4	1	1	0	0	36	454
08:00	2	69	14	2	9	1	0	2	2	1	0	0	0	12	114
08:15	0	52	19	1	4	1	0	0	0	1	1	0	0	3	82
08:30	0	67	13	0	1	1	0	4	1	0	0	0	0	4	91
08:45	1	39	12	0	0	0	0	1	2	0	0	0	0	6	61
	3	227	58	3	14	3	0	7	5	2	1	0	0	25	348
09:00	1	30	11	0	2	1	0	0	0	0	0	0	0	1	46
09:15	0	23	11	0	1	0	0	1	0	0	0	0	0	4	40
09:30	0	28	11	2	4	1	0	2	1	0	0	0	0	2	51
09:45	1	27	16	0	1	0	0	0	0	0	0	0	0	6	51
	2	108	49	2	8	2	0	3	1	0	0	0	0	13	188
10:00	0	30	10	1	5	0	0	0	3	0	0	0	0	1	50
10:15	1	28	11	0	3	1	0	1	2	0	0	0	0	3	50
10:30	0	43	18	1	3	0	0	1	0	0	0	0	0	5	71
10:45	0	30	12	1	3	1	0	0	1	0	0	0	0	6	54
	1	131	51	3	14	2	0	2	6	0	0	0	0	15	225
11:00	0	34	6	2	1	0	0	1	2	0	0	0	0	4	50
11:15	0	34	14	0	8	0	0	0	0	0	0	0	0	5	61
11:30	0	45	8	1	6	0	0	1	1	0	0	0	0	9	71
11:45	0	63	18	1	5	1	0	0	0	0	0	0	0	10	98
	0	176	46	4	20	1	0	2	3	0	0	0	0	28	280
Total	14	1587	444	18	118	14	0	26	27	4	2	0	0	161	2415
Percent	0.6%	65.7%	18.4%	0.7%	4.9%	0.6%	0.0%	1.1%	1.1%	0.2%	0.1%	0.0%	0.0%	6.7%	

VHB Engineering NC, PC

4000 WestChase Boulevard, Suite 530
Raleigh, NC 27607
p: 919-829-0328 f: 919-829-0329

Site Code: 56
Station ID: 14
NC 56
West of RR Tracks
Date Start: 06-Jan-15

Westbound

Start Time	Bikes	Cars & Trailer	2 Axle Long	Buses	2 Axle 6 Tire	3 Axle Single	4 Axle Single	<5 Axl Double	5 Axle Double	>6 Axl Double	<6 Axl Multi	6 Axle Multi	>6 Axl Multi	Not Classe	Total
12 PM	3	45	10	1	3	0	0	0	3	0	0	0	0	15	80
12:15	0	64	23	0	6	0	0	1	0	0	0	0	0	15	109
12:30	0	72	24	0	5	0	0	1	2	0	0	0	0	6	110
12:45	0	51	22	0	8	0	0	1	3	0	0	0	0	1	86
	3	232	79	1	22	0	0	3	8	0	0	0	0	37	385
13:00	1	44	13	1	6	1	0	0	0	0	0	0	0	4	70
13:15	0	36	14	0	3	0	0	1	1	0	0	0	0	9	64
13:30	0	42	16	0	3	0	0	0	1	0	0	0	0	5	67
13:45	2	46	16	0	3	1	0	1	0	0	0	0	0	4	73
	3	168	59	1	15	2	0	2	2	0	0	0	0	22	274
14:00	0	62	9	0	3	1	0	2	1	0	0	0	0	1	79
14:15	1	84	23	1	4	1	0	0	0	0	0	0	0	13	127
14:30	0	34	18	0	3	0	0	1	0	1	0	0	0	14	71
14:45	0	40	10	1	4	1	0	1	1	0	0	0	0	7	65
	1	220	60	2	14	3	0	4	2	1	0	0	0	35	342
15:00	1	21	9	2	5	1	0	1	0	0	0	0	0	27	67
15:15	0	39	10	2	2	1	0	3	2	0	0	0	0	6	65
15:30	1	37	18	1	0	0	0	1	3	0	0	0	0	10	71
15:45	0	51	9	2	4	1	0	1	2	0	0	0	0	12	82
	2	148	46	7	11	3	0	6	7	0	0	0	0	55	285
16:00	0	29	13	0	2	0	0	0	3	0	0	0	0	17	64
16:15	2	47	21	0	4	0	0	1	1	0	0	0	0	10	86
16:30	0	30	13	0	1	1	0	1	1	0	0	0	0	20	67
16:45	3	51	22	0	6	2	0	0	1	0	0	0	0	10	95
	5	157	69	0	13	3	0	2	6	0	0	0	0	57	312
17:00	3	50	11	0	1	2	0	0	3	0	0	0	0	13	83
17:15	1	57	22	0	2	0	0	2	1	0	0	0	0	14	99
17:30	1	50	11	0	9	1	0	1	1	0	0	0	0	11	85
17:45	1	56	14	0	1	1	0	0	0	0	0	0	0	4	77
	6	213	58	0	13	4	0	3	5	0	0	0	0	42	344
18:00	1	44	7	0	1	1	0	1	2	0	0	0	0	5	62
18:15	1	51	10	0	3	0	0	2	2	0	0	0	0	6	75
18:30	0	53	12	0	3	2	0	1	0	0	0	0	0	7	78
18:45	1	41	7	0	3	1	0	0	3	0	0	0	0	4	60
	3	189	36	0	10	4	0	4	7	0	0	0	0	22	275
19:00	0	28	11	0	1	1	0	0	2	0	0	0	0	3	46
19:15	0	31	11	0	0	1	0	0	0	0	0	0	0	2	45
19:30	0	39	6	0	5	0	0	1	0	0	0	0	0	2	53
19:45	0	27	12	0	0	0	0	0	0	0	0	0	0	1	40
	0	125	40	0	6	2	0	1	2	0	0	0	0	8	184
20:00	0	29	4	0	1	0	0	1	0	0	0	0	0	3	38
20:15	0	25	9	1	2	1	0	1	1	0	0	0	0	0	40
20:30	0	32	9	0	3	0	0	0	1	0	0	0	0	1	46
20:45	1	17	2	0	1	0	0	0	0	0	0	0	0	3	24
	1	103	24	1	7	1	0	2	2	0	0	0	0	7	148
21:00	0	12	5	0	1	0	0	0	0	0	0	0	0	0	18
21:15	0	18	7	0	2	0	0	0	0	0	0	0	0	3	30
21:30	0	19	4	0	2	0	0	0	0	0	0	0	0	1	26
21:45	1	14	7	0	1	1	0	0	1	0	0	0	0	1	26
	1	63	23	0	6	1	0	0	1	0	0	0	0	5	100
22:00	0	14	5	0	1	0	0	0	1	0	0	0	0	1	22
22:15	0	34	8	0	1	0	0	0	0	0	0	0	0	1	44
22:30	1	49	4	0	0	0	0	0	0	0	0	0	0	2	56
22:45	1	29	4	0	1	0	0	0	2	0	0	0	0	0	37
	2	126	21	0	3	0	0	0	3	0	0	0	0	4	159
23:00	0	9	2	0	1	0	0	0	0	0	0	0	0	3	15
23:15	0	10	2	0	1	0	0	0	0	0	0	0	0	2	15
23:30	0	10	4	0	0	0	0	0	1	0	0	0	0	0	15
23:45	0	8	5	0	0	0	0	0	0	0	0	0	0	0	13
	0	37	13	0	2	0	0	0	1	0	0	0	0	5	58
Total	27	1781	528	12	122	23	0	27	46	1	0	0	0	299	2866
Percent	0.9%	62.1%	18.4%	0.4%	4.3%	0.8%	0.0%	0.9%	1.6%	0.0%	0.0%	0.0%	0.0%	10.4%	

VHB Engineering NC, PC

4000 WestChase Boulevard, Suite 530
Raleigh, NC 27607
p: 919-829-0328 f: 919-829-0329

Site Code: 56
Station ID: 14
NC 56
West of RR Tracks
Date Start: 06-Jan-15

Westbound

Start Time	Bikes	Cars & Trailer	2 Axle Long	Buses	2 Axle 6 Tire	3 Axle Single	4 Axle Single	<5 Axl Double	5 Axle Double	>6 Axl Double	<6 Axl Multi	6 Axle Multi	>6 Axl Multi	Not Classe	Total
01/07/1															
5	0	4	2	0	0	0	0	0	0	0	0	0	0	0	6
00:15	1	5	1	0	0	1	0	0	0	0	0	0	0	0	8
00:30	0	3	0	0	0	0	0	0	1	0	0	0	0	0	4
00:45	0	4	0	0	0	0	0	0	0	0	0	0	0	0	4
	1	16	3	0	0	1	0	0	1	0	0	0	0	0	22
01:00	0	5	0	0	0	0	0	0	0	0	0	0	0	0	5
01:15	0	3	1	0	0	0	0	0	0	0	0	0	0	0	4
01:30	0	2	0	0	0	0	0	0	0	0	0	0	0	0	2
01:45	0	2	0	0	0	0	0	0	0	0	0	0	0	0	2
	0	12	1	0	0	0	0	0	0	0	0	0	0	0	13
02:00	0	4	0	0	0	0	0	0	0	0	0	0	0	0	4
02:15	0	1	0	0	0	0	0	0	0	0	0	0	0	0	1
02:30	0	3	1	0	0	0	0	0	1	0	0	0	0	0	5
02:45	0	3	1	0	0	0	0	0	0	0	0	0	0	0	4
	0	11	2	0	0	0	0	0	1	0	0	0	0	0	14
03:00	0	0	0	0	0	0	0	0	0	0	0	0	0	1	1
03:15	0	0	1	0	0	0	0	0	0	0	0	0	0	0	1
03:30	0	3	1	0	1	0	0	0	0	0	0	0	0	0	5
03:45	0	1	3	0	0	0	0	0	0	0	0	0	0	0	4
	0	4	5	0	1	0	0	0	0	0	0	0	0	1	11
04:00	0	2	0	0	1	0	0	0	0	0	0	0	0	0	3
04:15	0	8	4	1	0	0	0	0	0	0	0	0	0	0	13
04:30	0	17	6	0	1	0	0	0	0	0	0	0	0	0	24
04:45	0	37	10	0	0	1	0	0	0	0	0	0	0	1	49
	0	64	20	1	2	1	0	0	0	0	0	0	0	1	89
05:00	0	23	2	0	0	0	0	0	0	0	0	0	0	1	26
05:15	0	56	8	0	1	0	0	0	1	0	0	0	0	0	66
05:30	0	54	11	0	5	0	0	1	1	0	0	0	0	3	75
05:45	0	117	22	1	6	1	0	0	0	1	0	0	0	12	160
	0	250	43	1	12	1	0	1	2	1	0	0	0	16	327
06:00	0	52	12	0	2	0	0	2	0	0	0	0	0	4	72
06:15	0	122	23	0	5	0	0	0	1	1	0	0	0	4	156
06:30	2	99	20	1	10	1	0	2	0	0	0	0	0	3	138
06:45	2	87	28	1	6	3	0	2	1	0	0	0	0	10	140
	4	360	83	2	23	4	0	6	2	1	0	0	0	21	506
07:00	0	72	21	2	10	0	0	0	0	0	0	0	0	6	111
07:15	0	62	13	0	4	0	0	2	0	0	0	0	0	9	90
07:30	1	72	23	2	2	2	0	2	2	0	0	0	0	8	114
07:45	0	120	20	0	7	0	0	2	2	0	0	0	0	13	164
	1	326	77	4	23	2	0	6	4	0	0	0	0	36	479
08:00	0	87	14	1	5	0	0	0	0	0	0	0	0	7	114
08:15	1	62	19	1	4	1	0	0	1	0	0	0	0	3	92
08:30	1	35	22	2	2	1	0	0	0	0	0	0	0	2	65
08:45	0	23	10	0	3	0	0	0	0	0	0	0	0	1	37
	2	207	65	4	14	2	0	0	1	0	0	0	0	13	308
09:00	0	23	11	0	2	0	0	0	2	0	0	0	0	1	39
09:15	1	20	13	3	2	1	0	1	0	0	0	0	0	5	46
09:30	0	28	13	1	7	1	0	0	0	0	0	0	0	3	53
09:45	2	28	13	2	2	0	0	0	2	0	0	0	0	5	54
	3	99	50	6	13	2	0	1	4	0	0	0	0	14	192
10:00	0	28	14	1	3	0	0	0	1	0	0	0	0	2	49
10:15	1	34	11	1	7	0	0	0	2	0	0	0	0	4	60
10:30	0	27	11	1	3	1	0	0	0	0	0	0	0	6	49
10:45	1	36	21	0	5	1	0	1	0	0	0	0	0	0	65
	2	125	57	3	18	2	0	1	3	0	0	0	0	12	223
11:00	0	29	16	1	5	0	0	1	3	0	0	0	0	1	56
11:15	0	35	17	0	3	0	0	0	1	0	0	0	0	5	61
11:30	1	70	19	0	4	1	0	1	1	0	0	0	0	14	111
11:45	1	55	17	1	4	2	0	1	0	0	0	0	0	13	94
	2	189	69	2	16	3	0	3	5	0	0	0	0	33	322
Total	15	1663	475	23	122	18	0	18	23	2	0	0	0	147	2506
Percent	0.6%	66.4%	19.0%	0.9%	4.9%	0.7%	0.0%	0.7%	0.9%	0.1%	0.0%	0.0%	0.0%	5.9%	

VHB Engineering NC, PC

4000 WestChase Boulevard, Suite 530
Raleigh, NC 27607
p: 919-829-0328 f: 919-829-0329

Site Code: 56
Station ID: 14
NC 56
West of RR Tracks
Date Start: 06-Jan-15

Westbound

Start Time	Bikes	Cars & Trailer	2 Axle Long	Buses	2 Axle 6 Tire	3 Axle Single	4 Axle Single	<5 Axl Double	5 Axle Double	>6 Axl Double	<6 Axl Multi	6 Axle Multi	>6 Axl Multi	Not Classe	Total
12 PM	0	55	16	1	9	0	0	0	1	1	0	0	0	11	94
12:15	1	64	18	1	7	0	0	1	0	0	0	0	0	8	100
12:30	0	54	16	1	8	0	0	0	1	0	0	0	0	8	88
12:45	4	60	17	1	5	0	0	0	1	0	0	0	0	12	100
	5	233	67	4	29	0	0	1	3	1	0	0	0	39	382
13:00	0	50	14	1	4	0	0	1	1	0	0	0	0	6	77
13:15	4	51	14	0	10	1	0	1	1	0	0	0	0	7	89
13:30	0	45	14	1	5	1	0	1	1	0	0	0	0	10	78
13:45	1	36	11	2	3	0	0	0	2	0	0	0	0	16	71
	5	182	53	4	22	2	0	3	5	0	0	0	0	39	315
14:00	1	62	11	0	4	1	0	0	0	0	0	0	0	10	89
14:15	2	103	22	0	2	1	0	4	0	0	1	0	0	9	144
14:30	0	46	21	0	4	1	0	2	1	0	0	0	0	15	90
14:45	1	39	11	1	1	1	0	1	1	0	0	0	0	15	71
	4	250	65	1	11	4	0	7	2	0	1	0	0	49	394
15:00	0	15	5	0	4	0	0	0	0	0	0	0	0	21	45
15:15	0	44	16	1	0	0	0	1	1	0	0	0	0	8	71
15:30	0	53	17	0	3	0	0	0	1	0	0	0	0	13	87
15:45	2	57	19	1	3	1	0	1	1	0	0	0	0	12	97
	2	169	57	2	10	1	0	2	3	0	0	0	0	54	300
16:00	2	33	13	0	2	1	0	1	2	0	0	0	0	7	61
16:15	2	37	12	0	2	1	0	1	2	0	0	0	0	6	63
16:30	2	25	16	1	4	1	1	1	0	0	0	0	0	21	72
16:45	2	48	10	1	2	0	0	1	1	0	0	0	0	16	81
	8	143	51	2	10	3	1	4	5	0	0	0	0	50	277
17:00	3	42	20	0	2	2	0	1	1	1	0	0	0	12	84
17:15	1	47	17	0	2	0	0	0	3	0	0	0	0	11	81
17:30	1	58	25	0	2	1	0	1	2	1	0	0	0	6	97
17:45	1	36	19	2	4	1	0	2	1	0	0	0	0	8	74
	6	183	81	2	10	4	0	4	7	2	0	0	0	37	336
18:00	0	44	11	0	0	0	0	1	2	0	0	0	0	7	65
18:15	2	51	13	1	2	1	0	0	1	0	0	0	0	9	80
18:30	0	47	6	1	2	0	0	0	1	0	0	0	0	1	58
18:45	1	33	15	0	2	0	0	0	2	0	0	0	0	2	55
	3	175	45	2	6	1	0	1	6	0	0	0	0	19	258
19:00	2	36	6	0	5	1	0	0	0	0	0	0	0	5	55
19:15	0	28	11	0	2	0	0	0	0	0	0	0	0	1	42
19:30	0	31	9	0	1	0	0	0	0	0	0	0	0	1	42
19:45	1	20	7	0	1	1	0	1	1	0	0	0	0	1	33
	3	115	33	0	9	2	0	1	1	0	0	0	0	8	172
20:00	0	34	11	0	2	0	0	0	0	0	0	0	0	0	47
20:15	0	19	9	0	1	0	0	0	2	0	0	0	0	2	33
20:30	1	27	3	0	0	1	0	0	0	0	0	0	0	3	35
20:45	0	23	2	0	1	0	0	0	0	0	0	0	0	3	29
	1	103	25	0	4	1	0	0	2	0	0	0	0	8	144
21:00	0	18	3	0	2	0	0	0	0	0	0	0	0	0	23
21:15	1	23	5	0	0	1	0	0	0	0	0	0	0	0	30
21:30	0	15	9	0	0	0	0	0	1	0	0	0	0	0	25
21:45	0	23	6	0	2	0	0	1	1	0	0	0	0	1	34
	1	79	23	0	4	1	0	1	2	0	0	0	0	1	112
22:00	0	20	4	0	1	0	0	0	0	0	0	0	0	0	25
22:15	1	39	8	0	1	1	0	0	1	0	0	0	0	1	52
22:30	0	64	9	0	1	0	0	0	0	0	0	0	0	1	75
22:45	0	28	4	0	1	0	0	0	0	0	0	0	0	1	34
	1	151	25	0	4	1	0	0	1	0	0	0	0	3	186
23:00	0	6	3	0	1	0	0	0	0	0	0	0	0	2	12
23:15	0	11	2	0	1	0	0	1	0	0	0	0	0	1	16
23:30	0	10	3	0	1	0	0	0	0	0	0	0	0	0	14
23:45	0	7	1	0	2	0	0	0	0	0	0	0	0	0	10
	0	34	9	0	5	0	0	1	0	0	0	0	0	3	52
Total	39	1817	534	17	124	20	1	25	37	3	1	0	0	310	2928
Percent	1.3%	62.1%	18.2%	0.6%	4.2%	0.7%	0.0%	0.9%	1.3%	0.1%	0.0%	0.0%	0.0%	10.6%	
Grand Total	95	6848	1981	70	486	75	1	96	133	10	3	0	0	917	10715
Percent	0.9%	63.9%	18.5%	0.7%	4.5%	0.7%	0.0%	0.9%	1.2%	0.1%	0.0%	0.0%	0.0%	8.6%	

VHB Engineering NC, PC

4000 WestChase Boulevard, Suite 530
Raleigh, NC 27607
p: 919-829-0328 f: 919-829-0329

Site Code: 56
Station ID: 14
NC 56
West of RR Tracks
Date Start: 06-Jan-15

Eastbound

Start Time	Bikes	Cars & Trailer	2 Axle Long	Buses	2 Axle 6 Tire	3 Axle Single	4 Axle Single	<5 Axl Double	5 Axle Double	>6 Axl Double	<6 Axl Multi	6 Axle Multi	>6 Axl Multi	Not Classe	Total
01/06/15															
00:15	0	10	3	0	0	0	0	1	1	0	0	0	0	0	15
00:30	0	6	0	0	0	0	0	0	0	0	0	0	0	0	6
00:45	0	3	1	0	1	0	0	0	0	0	0	0	0	1	6
01:00	1	0	0	0	1	0	0	0	1	0	0	0	1	0	4
01:15	1	19	4	0	2	0	0	1	2	0	0	0	1	1	31
01:30	0	2	1	0	0	0	0	0	0	0	0	0	0	0	3
01:45	0	3	2	0	0	0	0	0	0	0	0	0	0	0	5
02:00	0	4	1	0	0	0	0	0	0	0	0	0	0	0	3
02:15	0	4	0	0	1	0	0	0	1	0	0	0	0	0	6
02:30	0	11	4	0	1	0	0	0	1	0	0	0	0	0	17
02:45	0	0	1	0	0	0	0	0	0	0	0	0	0	0	1
03:00	0	2	0	0	0	0	0	0	0	0	0	0	0	1	3
03:15	0	5	2	0	0	0	0	0	0	0	0	0	0	1	8
03:30	0	10	4	0	1	0	0	0	0	0	0	0	0	2	17
03:45	0	1	0	0	0	0	0	0	0	0	0	0	0	0	1
04:00	1	2	1	0	0	0	0	0	0	0	0	0	0	0	3
04:15	1	5	3	0	0	0	0	0	0	0	0	0	0	1	10
04:30	0	4	3	0	0	0	0	0	0	0	0	0	0	0	7
04:45	2	12	6	0	0	0	0	0	0	0	0	0	0	1	21
05:00	1	2	1	0	0	0	0	1	0	0	0	0	0	0	5
05:15	0	4	0	0	1	0	0	0	0	0	0	0	0	4	9
05:30	0	13	3	0	1	0	0	0	0	0	0	0	0	1	7
05:45	0	12	6	0	0	0	0	0	0	0	0	0	0	1	12
06:00	2	17	5	0	1	0	0	2	0	0	0	0	0	6	33
06:15	1	4	2	0	0	0	0	0	0	0	0	0	0	2	9
06:30	0	13	3	0	1	0	0	0	0	0	0	0	1	3	21
06:45	0	12	6	0	0	0	0	0	0	0	0	0	0	2	20
07:00	0	15	5	0	1	0	0	0	0	0	0	0	0	2	23
07:15	1	44	16	0	2	0	0	0	0	0	0	0	1	9	73
07:30	0	18	7	0	3	0	0	0	0	0	0	0	0	5	33
07:45	2	16	10	0	1	1	0	0	0	0	0	0	0	10	40
08:00	0	25	8	0	0	1	0	1	0	0	0	0	0	5	40
08:15	2	49	6	0	0	0	0	0	0	0	0	0	0	13	70
08:30	4	108	31	0	4	2	0	1	0	0	0	0	0	33	183
08:45	0	34	7	0	1	1	0	0	2	0	0	0	0	9	54
09:00	3	23	9	0	2	1	1	0	2	0	0	0	0	12	53
09:15	1	52	9	0	2	2	0	0	1	0	0	0	0	21	88
09:30	0	36	7	0	0	1	0	0	0	0	0	0	0	8	52
09:45	4	145	32	0	5	5	1	0	5	0	0	0	0	50	247
10:00	2	27	8	1	0	0	0	0	1	1	0	0	0	6	46
10:15	2	45	14	0	2	0	0	0	1	0	0	0	0	8	72
10:30	1	30	14	0	3	3	1	0	1	0	0	0	2	2	57
10:45	4	40	15	0	2	0	0	0	1	1	0	0	0	9	72
11:00	9	142	51	1	7	3	1	0	4	2	0	0	2	25	247
11:15	0	24	10	0	1	2	0	1	1	0	0	0	0	5	44
11:30	0	30	11	0	1	0	0	2	3	1	0	0	0	6	54
11:45	1	19	9	0	2	0	0	0	2	0	0	0	1	7	41
	1	39	4	1	3	1	0	0	1	0	0	0	0	6	56
	2	112	34	1	7	3	0	3	7	1	0	0	1	24	195
	2	31	7	0	1	1	0	1	1	0	0	0	0	6	50
	0	33	15	0	0	1	0	0	0	0	0	0	0	6	55
	1	43	7	0	2	0	0	0	0	0	0	0	0	5	58
	3	34	20	0	5	1	0	2	2	0	0	0	0	14	81
	6	141	49	0	8	3	0	3	3	0	0	0	0	31	244
	1	52	16	0	3	0	0	3	2	0	0	0	1	3	81
	1	40	20	0	2	1	0	1	2	0	1	0	0	4	72
	3	69	18	0	1	0	0	2	1	0	0	0	0	12	106
	1	71	16	1	1	2	1	1	2	0	0	0	0	17	113
	6	232	70	1	7	3	1	7	7	0	1	0	1	36	372
Total	37	993	306	3	45	19	3	17	29	3	1	0	6	218	1680
Percent	2.2%	59.1%	18.2%	0.2%	2.7%	1.1%	0.2%	1.0%	1.7%	0.2%	0.1%	0.0%	0.4%	13.0%	

VHB Engineering NC, PC

4000 WestChase Boulevard, Suite 530
Raleigh, NC 27607
p: 919-829-0328 f: 919-829-0329

Site Code: 56
Station ID: 14
NC 56
West of RR Tracks
Date Start: 06-Jan-15

Eastbound

Start Time	Bikes	Cars & Trailer	2 Axle Long	Buses	2 Axle 6 Tire	3 Axle Single	4 Axle Single	<5 Axl Double	5 Axle Double	>6 Axl Double	<6 Axl Multi	6 Axle Multi	>6 Axl Multi	Not Classe	Total
12 PM	2	88	20	0	5	1	0	1	1	1	0	0	1	11	131
12:15	2	65	13	0	2	0	0	0	0	0	0	0	0	10	92
12:30	0	56	11	0	2	2	0	0	0	0	0	0	0	7	78
12:45	5	63	10	1	3	0	0	2	0	0	0	0	0	7	91
	9	272	54	1	12	3	0	3	1	1	0	0	1	35	392
13:00	7	96	16	0	3	0	0	0	0	0	0	0	0	10	132
13:15	4	67	16	0	1	2	0	0	1	0	0	0	0	15	106
13:30	2	42	11	1	1	1	0	0	0	0	0	0	0	15	73
13:45	2	49	17	0	2	0	0	1	1	0	0	0	0	9	81
	15	254	60	1	7	3	0	1	2	0	0	0	0	49	392
14:00	5	70	7	0	2	0	0	0	1	0	0	0	0	10	95
14:15	1	36	12	0	2	0	0	0	1	0	0	0	0	14	66
14:30	1	53	15	0	3	0	0	2	1	0	0	0	0	10	85
14:45	4	73	16	0	0	0	0	0	1	0	0	0	0	19	113
	11	232	50	0	7	0	0	2	4	0	0	0	0	53	359
15:00	13	91	10	0	4	4	0	0	3	0	0	0	1	42	168
15:15	3	64	16	0	0	0	0	0	2	0	0	0	0	11	96
15:30	4	83	22	0	0	1	0	1	0	0	0	0	1	20	132
15:45	0	79	15	0	3	1	0	1	1	0	0	0	0	12	112
	20	317	63	0	7	6	0	2	6	0	0	0	2	85	508
16:00	11	128	26	1	2	1	0	1	1	0	0	0	0	19	190
16:15	6	81	11	0	2	0	0	1	0	0	0	0	0	9	110
16:30	11	105	9	0	3	2	0	1	0	0	0	0	0	34	165
16:45	6	81	19	0	3	1	0	0	0	1	0	0	0	12	123
	34	395	65	1	10	4	0	3	1	1	0	0	0	74	588
17:00	5	115	23	0	3	2	0	0	3	0	1	0	0	22	174
17:15	3	68	19	0	2	1	0	0	0	0	0	0	0	13	106
17:30	0	54	18	0	2	2	0	0	0	1	0	0	0	6	83
17:45	0	52	13	0	4	0	0	0	0	0	0	0	0	9	78
	8	289	73	0	11	5	0	0	3	1	1	0	0	50	441
18:00	1	70	13	0	0	1	0	0	0	0	0	0	0	9	94
18:15	4	46	12	0	1	1	0	0	0	0	0	0	0	10	74
18:30	2	35	7	0	4	0	0	0	0	0	0	0	0	10	58
18:45	1	37	14	0	0	0	0	0	0	0	0	0	0	6	58
	8	188	46	0	5	2	0	0	0	0	0	0	0	35	284
19:00	4	62	10	0	2	0	1	1	0	0	0	0	0	7	87
19:15	0	27	8	0	2	0	0	0	1	0	0	0	0	4	42
19:30	0	25	4	0	1	0	0	0	0	0	0	0	0	1	31
19:45	0	34	3	0	0	0	0	0	2	0	0	0	0	1	40
	4	148	25	0	5	0	1	1	3	0	0	0	0	13	200
20:00	2	39	8	1	3	0	0	0	0	0	0	0	1	5	59
20:15	1	34	10	0	1	0	0	0	0	0	0	0	0	3	49
20:30	0	15	0	0	0	0	0	0	1	0	0	0	0	1	17
20:45	1	20	6	0	2	0	0	0	1	0	0	0	0	3	33
	4	108	24	1	6	0	0	0	2	0	0	0	1	12	158
21:00	2	14	8	0	0	0	0	0	0	0	0	0	0	2	26
21:15	0	8	1	0	0	1	0	0	0	0	0	0	0	2	12
21:30	3	22	4	0	1	0	0	0	0	0	0	0	0	3	33
21:45	1	8	2	0	0	1	0	0	0	0	0	0	0	2	14
	6	52	15	0	1	2	0	0	0	0	0	0	0	9	85
22:00	0	10	3	0	0	0	0	0	1	0	0	0	0	4	18
22:15	1	12	2	0	0	0	0	2	0	0	0	0	0	0	17
22:30	0	13	1	0	1	1	0	0	0	0	0	0	0	2	18
22:45	1	27	2	0	1	0	0	0	0	0	0	0	0	6	37
	2	62	8	0	2	1	0	2	1	0	0	0	0	12	90
23:00	1	85	9	0	0	0	0	1	2	0	0	0	0	6	104
23:15	0	8	0	0	0	0	0	0	0	0	0	0	0	3	11
23:30	0	29	5	0	0	0	0	0	0	0	0	0	0	0	34
23:45	0	10	2	0	0	1	0	0	0	0	0	0	0	0	13
	1	132	16	0	0	1	0	1	2	0	0	0	0	9	162
Total	122	2449	499	4	73	27	1	15	25	3	1	0	4	436	3659
Percent	3.3%	66.9%	13.6%	0.1%	2.0%	0.7%	0.0%	0.4%	0.7%	0.1%	0.0%	0.0%	0.1%	11.9%	

VHB Engineering NC, PC

4000 WestChase Boulevard, Suite 530
Raleigh, NC 27607
p: 919-829-0328 f: 919-829-0329

Site Code: 56
Station ID: 14
NC 56
West of RR Tracks
Date Start: 06-Jan-15

Eastbound

Start Time	Bikes	Cars & Trailer	2 Axle Long	Buses	2 Axle 6 Tire	3 Axle Single	4 Axle Single	<5 Axl Double	5 Axle Double	>6 Axl Double	<6 Axl Multi	6 Axle Multi	>6 Axl Multi	Not Classe	Total
01/07/1															
5	0	5	3	0	0	0	0	1	0	0	0	0	0	0	9
00:15	0	5	0	0	0	0	0	0	0	0	0	0	0	0	5
00:30	0	6	1	0	0	0	0	0	0	0	0	0	0	0	7
00:45	0	6	0	0	0	0	0	0	0	0	0	0	0	2	8
	0	22	4	0	0	0	0	1	0	0	0	0	0	2	29
01:00	0	4	2	0	0	0	0	0	0	0	0	0	0	0	6
01:15	0	0	1	0	1	0	0	0	0	0	0	0	0	1	3
01:30	0	5	1	0	0	0	0	0	0	0	0	0	0	0	6
01:45	0	2	1	0	0	0	0	0	0	0	0	0	0	0	3
	0	11	5	0	1	0	0	0	0	0	0	0	0	1	18
02:00	0	4	0	0	0	0	0	0	0	0	0	0	0	0	4
02:15	0	3	0	0	0	0	0	0	0	0	0	0	0	0	3
02:30	0	8	2	0	0	0	0	0	0	0	0	0	0	0	10
02:45	0	4	1	0	0	0	0	0	0	0	0	0	0	0	5
	0	19	3	0	0	0	0	0	0	0	0	0	0	0	22
03:00	0	6	0	0	0	1	0	0	1	0	0	0	0	0	8
03:15	0	4	0	0	0	0	0	0	0	0	0	0	0	0	4
03:30	0	5	3	0	0	0	0	0	0	0	0	0	0	0	8
03:45	0	3	1	0	0	0	0	0	0	0	0	0	0	0	4
	0	18	4	0	0	1	0	0	1	0	0	0	0	0	24
04:00	0	1	1	0	0	0	0	0	0	0	0	0	0	0	2
04:15	0	5	0	0	0	0	0	0	0	0	0	0	0	0	5
04:30	0	8	5	0	0	0	0	0	0	0	0	0	0	0	13
04:45	0	7	2	0	0	0	0	0	1	0	0	0	0	1	11
	0	21	8	0	0	0	0	0	1	0	0	0	0	1	31
05:00	0	10	3	0	0	0	0	0	0	0	0	0	0	0	13
05:15	0	9	3	0	1	0	0	0	0	0	0	0	0	1	14
05:30	0	17	3	0	2	0	0	0	1	0	0	0	0	4	27
05:45	0	13	4	0	2	0	0	0	0	1	0	0	0	6	26
	0	49	13	0	5	0	0	0	1	1	0	0	0	11	80
06:00	1	19	12	0	0	0	0	0	0	0	0	0	0	3	35
06:15	1	17	6	0	1	0	0	1	0	0	0	0	0	4	30
06:30	1	29	10	0	1	0	0	0	0	0	0	0	1	4	46
06:45	2	41	7	0	3	0	0	0	0	0	0	0	0	16	69
	5	106	35	0	5	0	0	1	0	0	0	0	1	27	180
07:00	0	33	9	0	1	1	0	0	1	0	0	0	0	7	52
07:15	1	32	10	0	0	0	1	0	1	0	0	0	0	2	47
07:30	2	45	13	0	0	0	0	1	0	0	0	0	1	10	72
07:45	2	37	9	0	0	1	1	0	0	0	0	0	0	6	56
	5	147	41	0	1	2	2	1	2	0	0	0	1	25	227
08:00	0	36	11	1	0	2	0	0	1	0	0	0	0	7	58
08:15	5	29	13	0	0	1	0	0	0	0	0	0	0	6	54
08:30	1	26	13	0	0	1	0	0	1	0	0	0	0	7	49
08:45	2	26	9	0	2	1	0	0	1	0	0	0	0	2	43
	8	117	46	1	2	5	0	0	3	0	0	0	0	22	204
09:00	2	24	13	1	1	0	0	0	4	1	0	0	0	4	50
09:15	4	28	9	0	2	0	0	1	0	0	0	0	0	7	51
09:30	1	28	12	0	2	0	0	0	1	0	0	0	0	4	48
09:45	1	26	12	0	2	0	0	1	0	0	0	0	1	9	52
	8	106	46	1	7	0	0	2	5	1	0	0	1	24	201
10:00	2	24	11	0	0	0	1	0	1	0	0	0	1	3	43
10:15	2	36	9	0	1	2	0	0	1	0	0	0	0	5	56
10:30	2	48	14	0	0	1	0	0	0	0	0	0	0	8	73
10:45	0	37	10	0	0	0	1	1	1	0	0	0	0	5	55
	6	145	44	0	1	3	2	1	3	0	0	0	1	21	227
11:00	0	43	22	0	0	1	0	0	0	1	0	0	0	3	70
11:15	0	61	13	0	6	3	0	1	2	0	0	0	0	10	96
11:30	3	65	13	0	3	0	0	0	2	0	0	0	0	11	97
11:45	0	56	12	0	4	1	1	1	2	0	0	0	0	24	101
	3	225	60	0	13	5	1	2	6	1	0	0	0	48	364
Total	35	986	309	2	35	16	5	8	22	3	0	0	4	182	1607
Percent	2.2%	61.4%	19.2%	0.1%	2.2%	1.0%	0.3%	0.5%	1.4%	0.2%	0.0%	0.0%	0.2%	11.3%	

VHB Engineering NC, PC

4000 WestChase Boulevard, Suite 530
Raleigh, NC 27607
p: 919-829-0328 f: 919-829-0329

Site Code: 56
Station ID: 14
NC 56
West of RR Tracks
Date Start: 06-Jan-15

Eastbound

Start Time	Bikes	Cars & Trailer	2 Axle Long	Buses	2 Axle 6 Tire	3 Axle Single	4 Axle Single	<5 Axl Double	5 Axle Double	>6 Axl Double	<6 Axl Multi	6 Axle Multi	>6 Axl Multi	Not Classe	Total
12 PM	2	84	13	0	1	0	1	0	2	0	0	0	1	16	120
12:15	2	60	14	1	3	1	0	2	1	0	0	0	0	13	97
12:30	1	57	17	0	1	1	0	0	1	0	0	0	1	17	96
12:45	7	59	15	0	2	4	2	0	1	0	0	0	0	16	106
	12	260	59	1	7	6	3	2	5	0	0	0	2	62	419
13:00	2	86	14	0	2	1	0	3	1	0	0	0	0	9	118
13:15	5	62	12	1	2	1	0	1	0	0	0	0	0	5	89
13:30	4	44	12	0	1	0	0	0	0	0	0	0	0	16	77
13:45	4	54	17	0	2	0	0	0	0	1	0	0	0	15	93
	15	246	55	1	7	2	0	4	1	1	0	0	0	45	377
14:00	2	66	17	0	1	0	0	0	0	0	0	0	0	13	99
14:15	0	39	12	1	2	0	0	0	2	0	0	0	0	8	64
14:30	2	70	11	0	0	2	0	1	0	0	0	0	0	10	96
14:45	6	77	14	0	1	1	0	2	0	0	0	0	1	18	120
	10	252	54	1	4	3	0	3	2	0	0	0	1	49	379
15:00	21	111	15	0	1	2	0	2	2	1	0	0	1	53	209
15:15	0	61	16	2	1	0	1	0	1	0	0	0	0	7	89
15:30	1	99	21	0	1	0	0	0	0	2	0	0	0	7	131
15:45	2	83	11	0	2	0	0	0	1	0	0	0	0	20	119
	24	354	63	2	5	2	1	2	4	3	0	0	1	87	548
16:00	3	135	32	0	1	1	0	2	1	0	0	0	0	10	185
16:15	4	102	31	0	2	2	0	0	2	0	0	0	0	8	151
16:30	11	110	16	0	1	1	0	0	1	0	0	0	0	29	169
16:45	6	66	16	0	2	2	0	1	0	0	0	0	0	15	108
	24	413	95	0	6	6	0	3	4	0	0	0	0	62	613
17:00	5	99	20	0	2	0	0	2	0	0	0	0	0	23	151
17:15	4	61	16	0	1	2	0	2	0	0	0	0	0	17	103
17:30	2	62	17	0	2	0	1	2	0	0	0	0	0	8	94
17:45	2	52	16	0	5	1	0	0	0	0	0	0	0	6	82
	13	274	69	0	10	3	1	6	0	0	0	0	0	54	430
18:00	0	54	11	0	3	1	0	0	1	0	0	0	0	15	85
18:15	3	48	9	0	3	0	0	0	0	0	0	0	0	6	69
18:30	1	46	10	0	1	0	0	0	1	0	0	0	0	2	61
18:45	1	56	8	0	0	0	0	0	0	0	0	0	0	2	67
	5	204	38	0	7	1	0	0	2	0	0	0	0	25	282
19:00	2	51	14	0	0	0	0	0	0	0	0	0	0	5	72
19:15	0	39	6	0	0	0	0	0	0	0	0	0	0	3	48
19:30	0	28	9	0	1	0	0	0	0	0	0	0	0	1	39
19:45	0	29	7	0	1	1	0	0	1	0	1	0	0	2	42
	2	147	36	0	2	1	0	0	1	0	1	0	0	11	201
20:00	0	18	5	0	0	1	0	1	1	0	0	0	0	4	30
20:15	0	27	4	0	0	0	0	2	0	0	0	0	1	6	40
20:30	3	17	4	0	0	0	1	0	0	0	0	0	0	2	27
20:45	0	22	3	0	0	0	0	1	0	0	0	0	0	1	27
	3	84	16	0	0	1	1	4	1	0	0	0	1	13	124
21:00	2	20	2	0	1	0	0	0	0	0	0	0	0	2	27
21:15	0	23	3	0	0	0	0	0	0	0	0	0	1	2	29
21:30	0	28	5	0	0	0	0	0	1	0	0	0	0	0	34
21:45	0	10	2	1	1	0	0	0	0	0	0	0	0	1	15
	2	81	12	1	2	0	0	0	1	0	0	0	1	5	105
22:00	0	11	4	0	2	0	0	0	0	0	0	0	0	0	17
22:15	0	16	2	0	0	0	0	0	1	0	0	0	0	1	20
22:30	1	13	1	0	0	0	0	0	0	0	0	0	0	2	17
22:45	1	36	4	0	0	0	0	0	0	0	0	0	0	4	45
	2	76	11	0	2	0	0	0	1	0	0	0	0	7	99
23:00	0	104	6	0	0	0	0	0	0	0	0	0	0	3	113
23:15	0	17	3	0	1	0	0	0	0	0	0	0	0	1	22
23:30	0	27	4	0	0	0	0	0	0	0	0	0	0	0	31
23:45	0	12	1	0	0	0	0	0	0	0	0	0	0	0	13
	0	160	14	0	1	0	0	0	0	0	0	0	0	4	179
Total	112	2551	522	6	53	25	6	24	22	4	1	0	6	424	3756
Percent	3.0%	67.9%	13.9%	0.2%	1.4%	0.7%	0.2%	0.6%	0.6%	0.1%	0.0%	0.0%	0.2%	11.3%	
Grand Total	306	6979	1636	15	206	87	15	64	98	13	3	0	20	1260	10702
Percent	2.9%	65.2%	15.3%	0.1%	1.9%	0.8%	0.1%	0.6%	0.9%	0.1%	0.0%	0.0%	0.2%	11.8%	

VHB Engineering NC, PC

4000 WestChase Boulevard, Suite 530
Raleigh, NC 27607
p: 919-829-0328 f: 919-829-0329

Site Code: 56
Station ID: 14
NC 56
West of RR Tracks
Date Start: 06-Jan-15

Westbound, Eastbound

Start Time	Bikes	Cars & Trailer	2 Axle Long	Buses	2 Axle 6 Tire	3 Axle Single	4 Axle Single	<5 Axl Double	5 Axle Double	>6 Axl Double	<6 Axl Multi	6 Axle Multi	>6 Axl Multi	Not Classe	Total
01/06/1															
5	0	14	4	0	0	0	0	1	1	0	0	0	0	0	20
00:15	0	11	1	0	0	0	0	0	0	0	0	0	0	0	12
00:30	0	4	2	0	1	0	0	0	1	0	0	0	0	1	9
00:45	1	2	1	0	1	0	0	0	1	0	0	0	1	0	7
	1	31	8	0	2	0	0	1	3	0	0	0	1	1	48
01:00	0	4	1	0	0	0	0	0	0	0	0	0	0	0	5
01:15	0	5	2	0	0	0	0	0	0	0	0	0	0	0	7
01:30	0	2	1	0	0	0	0	0	0	0	0	0	0	0	3
01:45	0	4	1	0	1	0	0	0	1	0	0	0	0	0	7
	0	15	5	0	1	0	0	0	1	0	0	0	0	0	22
02:00	0	1	1	0	0	0	0	0	0	0	0	0	0	1	3
02:15	0	4	1	0	2	0	0	0	0	0	0	0	0	1	8
02:30	0	7	4	0	1	0	0	0	1	0	0	0	0	0	13
02:45	0	6	2	0	0	0	0	0	0	0	0	0	0	1	9
	0	18	8	0	3	0	0	0	1	0	0	0	0	3	33
03:00	0	1	0	0	0	0	0	0	0	0	0	0	0	0	1
03:15	1	3	0	0	0	0	0	0	0	0	0	0	0	1	5
03:30	1	6	7	0	0	0	0	0	0	0	0	0	0	1	15
03:45	0	8	5	0	0	0	0	0	0	0	0	0	0	1	14
	2	18	12	0	0	0	0	0	0	0	0	0	0	3	35
04:00	1	2	2	0	1	0	0	1	0	0	0	0	0	0	7
04:15	0	11	1	0	2	0	0	0	1	0	0	0	0	4	19
04:30	0	24	8	0	1	0	0	0	0	0	0	0	0	1	34
04:45	1	34	8	0	0	0	0	1	0	0	0	0	0	1	45
	2	71	19	0	4	0	0	2	1	0	0	0	0	6	105
05:00	1	39	4	0	1	0	0	0	0	0	0	0	0	3	48
05:15	0	53	10	0	2	0	0	1	2	0	0	0	1	4	73
05:30	0	86	19	1	4	0	0	1	0	0	0	0	0	7	118
05:45	0	117	30	0	7	0	0	1	0	1	0	0	0	5	161
	1	295	63	1	14	0	0	3	2	1	0	0	1	19	400
06:00	0	72	20	1	7	0	0	1	1	0	0	0	0	8	110
06:15	3	107	39	1	3	2	0	1	1	0	0	0	0	18	175
06:30	1	105	22	0	8	1	0	2	1	0	0	0	0	14	154
06:45	2	137	40	1	6	2	0	1	0	0	0	0	0	24	213
	6	421	121	3	24	5	0	5	3	0	0	0	0	64	652
07:00	1	90	27	0	6	1	0	0	5	0	0	0	0	15	145
07:15	3	84	27	1	11	1	1	2	3	0	0	0	0	19	152
07:30	2	114	26	1	5	3	0	2	1	1	0	0	0	33	188
07:45	4	154	26	0	8	3	0	1	0	0	1	0	0	19	216
	10	442	106	2	30	8	1	5	9	1	1	0	0	86	701
08:00	4	96	22	3	9	1	0	2	3	2	0	0	0	18	160
08:15	2	97	33	1	6	1	0	0	1	1	1	0	0	11	154
08:30	1	97	27	0	4	4	1	4	2	0	0	0	2	6	148
08:45	5	79	27	0	2	0	0	1	3	1	0	0	0	15	133
	12	369	109	4	21	6	1	7	9	4	1	0	2	50	595
09:00	1	54	21	0	3	3	0	1	1	0	0	0	0	6	90
09:15	0	53	22	0	2	0	0	3	3	1	0	0	0	10	94
09:30	1	47	20	2	6	1	0	2	3	0	0	0	1	9	92
09:45	2	66	20	1	4	1	0	0	1	0	0	0	0	12	107
	4	220	83	3	15	5	0	6	8	1	0	0	1	37	383
10:00	2	61	17	1	6	1	0	1	4	0	0	0	0	7	100
10:15	1	61	26	0	3	2	0	1	2	0	0	0	0	9	105
10:30	1	86	25	1	5	0	0	1	0	0	0	0	0	10	129
10:45	3	64	32	1	8	2	0	2	3	0	0	0	0	20	135
	7	272	100	3	22	5	0	5	9	0	0	0	0	46	469
11:00	1	86	22	2	4	0	0	4	4	0	0	0	1	7	131
11:15	1	74	34	0	10	1	0	1	2	0	1	0	0	9	133
11:30	3	114	26	1	7	0	0	3	2	0	0	0	0	21	177
11:45	1	134	34	2	6	3	1	1	2	0	0	0	0	27	211
	6	408	116	5	27	4	1	9	10	0	1	0	1	64	652
Total	51	2580	750	21	163	33	3	43	56	7	3	0	6	379	4095
Percent	1.2%	63.0%	18.3%	0.5%	4.0%	0.8%	0.1%	1.1%	1.4%	0.2%	0.1%	0.0%	0.1%	9.3%	

VHB Engineering NC, PC

4000 WestChase Boulevard, Suite 530
Raleigh, NC 27607
p: 919-829-0328 f: 919-829-0329

Site Code: 56
Station ID: 14
NC 56
West of RR Tracks
Date Start: 06-Jan-15

Westbound, Eastbound

Start Time	Bikes	Cars & Trailer	2 Axle Long	Buses	2 Axle 6 Tire	3 Axle Single	4 Axle Single	<5 Axl Double	5 Axle Double	>6 Axl Double	<6 Axl Multi	6 Axle Multi	>6 Axl Multi	Not Classe	Total
12 PM	5	133	30	1	8	1	0	1	4	1	0	0	1	26	211
12:15	2	129	36	0	8	0	0	1	0	0	0	0	0	25	201
12:30	0	128	35	0	7	2	0	1	2	0	0	0	0	13	188
12:45	5	114	32	1	11	0	0	3	3	0	0	0	0	8	177
	12	504	133	2	34	3	0	6	9	1	0	0	1	72	777
13:00	8	140	29	1	9	1	0	0	0	0	0	0	0	14	202
13:15	4	103	30	0	4	2	0	1	2	0	0	0	0	24	170
13:30	2	84	27	1	4	1	0	0	1	0	0	0	0	20	140
13:45	4	95	33	0	5	1	0	2	1	0	0	0	0	13	154
	18	422	119	2	22	5	0	3	4	0	0	0	0	71	666
14:00	5	132	16	0	5	1	0	2	2	0	0	0	0	11	174
14:15	2	120	35	1	6	1	0	0	1	0	0	0	0	27	193
14:30	1	87	33	0	6	0	0	3	1	1	0	0	0	24	156
14:45	4	113	26	1	4	1	0	1	2	0	0	0	0	26	178
	12	452	110	2	21	3	0	6	6	1	0	0	0	88	701
15:00	14	112	19	2	9	5	0	1	3	0	0	0	1	69	235
15:15	3	103	26	2	2	1	0	3	4	0	0	0	0	17	161
15:30	5	120	40	1	0	1	0	2	3	0	0	0	1	30	203
15:45	0	130	24	2	7	2	0	2	3	0	0	0	0	24	194
	22	465	109	7	18	9	0	8	13	0	0	0	2	140	793
16:00	11	157	39	1	4	1	0	1	4	0	0	0	0	36	254
16:15	8	128	32	0	6	0	0	2	1	0	0	0	0	19	196
16:30	11	135	22	0	4	3	0	2	1	0	0	0	0	54	232
16:45	9	132	41	0	9	3	0	0	1	1	0	0	0	22	218
	39	552	134	1	23	7	0	5	7	1	0	0	0	131	900
17:00	8	165	34	0	4	4	0	0	6	0	1	0	0	35	257
17:15	4	125	41	0	4	1	0	2	1	0	0	0	0	27	205
17:30	1	104	29	0	11	3	0	1	1	1	0	0	0	17	168
17:45	1	108	27	0	5	1	0	0	0	0	0	0	0	13	155
	14	502	131	0	24	9	0	3	8	1	1	0	0	92	785
18:00	2	114	20	0	1	2	0	1	2	0	0	0	0	14	156
18:15	5	97	22	0	4	1	0	2	2	0	0	0	0	16	149
18:30	2	88	19	0	7	2	0	1	0	0	0	0	0	17	136
18:45	2	78	21	0	3	1	0	0	3	0	0	0	0	10	118
	11	377	82	0	15	6	0	4	7	0	0	0	0	57	559
19:00	4	90	21	0	3	1	1	1	2	0	0	0	0	10	133
19:15	0	58	19	0	2	1	0	0	1	0	0	0	0	6	87
19:30	0	64	10	0	6	0	0	1	0	0	0	0	0	3	84
19:45	0	61	15	0	0	0	0	0	2	0	0	0	0	2	80
	4	273	65	0	11	2	1	2	5	0	0	0	0	21	384
20:00	2	68	12	1	4	0	0	1	0	0	0	0	1	8	97
20:15	1	59	19	1	3	1	0	1	1	0	0	0	0	3	89
20:30	0	47	9	0	3	0	0	0	2	0	0	0	0	2	63
20:45	2	37	8	0	3	0	0	0	1	0	0	0	0	6	57
	5	211	48	2	13	1	0	2	4	0	0	0	1	19	306
21:00	2	26	13	0	1	0	0	0	0	0	0	0	0	2	44
21:15	0	26	8	0	2	1	0	0	0	0	0	0	0	5	42
21:30	3	41	8	0	3	0	0	0	0	0	0	0	0	4	59
21:45	2	22	9	0	1	2	0	0	1	0	0	0	0	3	40
	7	115	38	0	7	3	0	0	1	0	0	0	0	14	185
22:00	0	24	8	0	1	0	0	0	2	0	0	0	0	5	40
22:15	1	46	10	0	1	0	0	2	0	0	0	0	0	1	61
22:30	1	62	5	0	1	1	0	0	0	0	0	0	0	4	74
22:45	2	56	6	0	2	0	0	0	2	0	0	0	0	6	74
	4	188	29	0	5	1	0	2	4	0	0	0	0	16	249
23:00	1	94	11	0	1	0	0	1	2	0	0	0	0	9	119
23:15	0	18	2	0	1	0	0	0	0	0	0	0	0	5	26
23:30	0	39	9	0	0	0	0	0	1	0	0	0	0	0	49
23:45	0	18	7	0	0	1	0	0	0	0	0	0	0	0	26
	1	169	29	0	2	1	0	1	3	0	0	0	0	14	220
Total	149	4230	1027	16	195	50	1	42	71	4	1	0	4	735	6525
Percent	2.3%	64.8%	15.7%	0.2%	3.0%	0.8%	0.0%	0.6%	1.1%	0.1%	0.0%	0.0%	0.1%	11.3%	

VHB Engineering NC, PC

4000 WestChase Boulevard, Suite 530
Raleigh, NC 27607
p: 919-829-0328 f: 919-829-0329

Site Code: 56
Station ID: 14
NC 56
West of RR Tracks
Date Start: 06-Jan-15

Westbound, Eastbound

Start Time	Bikes	Cars & Trailer	2 Axle Long	Buses	2 Axle 6 Tire	3 Axle Single	4 Axle Single	<5 Axl Double	5 Axle Double	>6 Axl Double	<6 Axl Multi	6 Axle Multi	>6 Axl Multi	Not Classe	Total
01/07/1															
5	0	9	5	0	0	0	0	1	0	0	0	0	0	0	15
00:15	1	10	1	0	0	1	0	0	0	0	0	0	0	0	13
00:30	0	9	1	0	0	0	0	0	1	0	0	0	0	0	11
00:45	0	10	0	0	0	0	0	0	0	0	0	0	0	2	12
	1	38	7	0	0	1	0	1	1	0	0	0	0	2	51
01:00	0	9	2	0	0	0	0	0	0	0	0	0	0	0	11
01:15	0	3	2	0	1	0	0	0	0	0	0	0	0	1	7
01:30	0	7	1	0	0	0	0	0	0	0	0	0	0	0	8
01:45	0	4	1	0	0	0	0	0	0	0	0	0	0	0	5
	0	23	6	0	1	0	0	0	0	0	0	0	0	1	31
02:00	0	8	0	0	0	0	0	0	0	0	0	0	0	0	8
02:15	0	4	0	0	0	0	0	0	0	0	0	0	0	0	4
02:30	0	11	3	0	0	0	0	0	1	0	0	0	0	0	15
02:45	0	7	2	0	0	0	0	0	0	0	0	0	0	0	9
	0	30	5	0	0	0	0	0	1	0	0	0	0	0	36
03:00	0	6	0	0	0	1	0	0	1	0	0	0	0	1	9
03:15	0	4	1	0	0	0	0	0	0	0	0	0	0	0	5
03:30	0	8	4	0	1	0	0	0	0	0	0	0	0	0	13
03:45	0	4	4	0	0	0	0	0	0	0	0	0	0	0	8
	0	22	9	0	1	1	0	0	1	0	0	0	0	1	35
04:00	0	3	1	0	1	0	0	0	0	0	0	0	0	0	5
04:15	0	13	4	1	0	0	0	0	0	0	0	0	0	0	18
04:30	0	25	11	0	1	0	0	0	0	0	0	0	0	0	37
04:45	0	44	12	0	0	1	0	0	1	0	0	0	0	2	60
	0	85	28	1	2	1	0	0	1	0	0	0	0	2	120
05:00	0	33	5	0	0	0	0	0	0	0	0	0	0	1	39
05:15	0	65	11	0	2	0	0	0	1	0	0	0	0	1	80
05:30	0	71	14	0	7	0	0	1	2	0	0	0	0	7	102
05:45	0	130	26	1	8	1	0	0	0	2	0	0	0	18	186
	0	299	56	1	17	1	0	1	3	2	0	0	0	27	407
06:00	1	71	24	0	2	0	0	2	0	0	0	0	0	7	107
06:15	1	139	29	0	6	0	0	1	1	1	0	0	0	8	186
06:30	3	128	30	1	11	1	0	2	0	0	0	0	1	7	184
06:45	4	128	35	1	9	3	0	2	1	0	0	0	0	26	209
	9	466	118	2	28	4	0	7	2	1	0	0	1	48	686
07:00	0	105	30	2	11	1	0	0	1	0	0	0	0	13	163
07:15	1	94	23	0	4	0	1	2	1	0	0	0	0	11	137
07:30	3	117	36	2	2	2	0	3	2	0	0	0	1	18	186
07:45	2	157	29	0	7	1	1	2	2	0	0	0	0	19	220
	6	473	118	4	24	4	2	7	6	0	0	0	1	61	706
08:00	0	123	25	2	5	2	0	0	1	0	0	0	0	14	172
08:15	6	91	32	1	4	2	0	0	1	0	0	0	0	9	146
08:30	2	61	35	2	2	2	0	0	1	0	0	0	0	9	114
08:45	2	49	19	0	5	1	0	0	1	0	0	0	0	3	80
	10	324	111	5	16	7	0	0	4	0	0	0	0	35	512
09:00	2	47	24	1	3	0	0	0	6	1	0	0	0	5	89
09:15	5	48	22	3	4	1	0	2	0	0	0	0	0	12	97
09:30	1	56	25	1	9	1	0	0	1	0	0	0	0	7	101
09:45	3	54	25	2	4	0	0	1	2	0	0	0	1	14	106
	11	205	96	7	20	2	0	3	9	1	0	0	1	38	393
10:00	2	52	25	1	3	0	1	0	2	0	0	0	1	5	92
10:15	3	70	20	1	8	2	0	0	3	0	0	0	0	9	116
10:30	2	75	25	1	3	2	0	0	0	0	0	0	0	14	122
10:45	1	73	31	0	5	1	1	2	1	0	0	0	0	5	120
	8	270	101	3	19	5	2	2	6	0	0	0	1	33	450
11:00	0	72	38	1	5	1	0	1	3	1	0	0	0	4	126
11:15	0	96	30	0	9	3	0	1	3	0	0	0	0	15	157
11:30	4	135	32	0	7	1	0	1	3	0	0	0	0	25	208
11:45	1	111	29	1	8	3	1	2	2	0	0	0	0	37	195
	5	414	129	2	29	8	1	5	11	1	0	0	0	81	686
Total	50	2649	784	25	157	34	5	26	45	5	0	0	4	329	4113
Percent	1.2%	64.4%	19.1%	0.6%	3.8%	0.8%	0.1%	0.6%	1.1%	0.1%	0.0%	0.0%	0.1%	8.0%	

VHB Engineering NC, PC

4000 WestChase Boulevard, Suite 530
Raleigh, NC 27607
p: 919-829-0328 f: 919-829-0329

Site Code: 56
Station ID: 14
NC 56
West of RR Tracks
Date Start: 06-Jan-15

Westbound, Eastbound

Start Time	Bikes	Cars & Trailer	2 Axle Long	Buses	2 Axle 6 Tire	3 Axle Single	4 Axle Single	<5 Axl Double	5 Axle Double	>6 Axl Double	<6 Axl Multi	6 Axle Multi	>6 Axl Multi	Not Classe	Total
12 PM	2	139	29	1	10	0	1	0	3	1	0	0	1	27	214
12:15	3	124	32	2	10	1	0	3	1	0	0	0	0	21	197
12:30	1	111	33	1	9	1	0	0	2	0	0	0	1	25	184
12:45	11	119	32	1	7	4	2	0	2	0	0	0	0	28	206
	17	493	126	5	36	6	3	3	8	1	0	0	2	101	801
13:00	2	136	28	1	6	1	0	4	2	0	0	0	0	15	195
13:15	9	113	26	1	12	2	0	2	1	0	0	0	0	12	178
13:30	4	89	26	1	6	1	0	1	1	0	0	0	0	26	155
13:45	5	90	28	2	5	0	0	0	2	1	0	0	0	31	164
	20	428	108	5	29	4	0	7	6	1	0	0	0	84	692
14:00	3	128	28	0	5	1	0	0	0	0	0	0	0	23	188
14:15	2	142	34	1	4	1	0	4	2	0	1	0	0	17	208
14:30	2	116	32	0	4	3	0	3	1	0	0	0	0	25	186
14:45	7	116	25	1	2	2	0	3	1	0	0	0	1	33	191
	14	502	119	2	15	7	0	10	4	0	1	0	1	98	773
15:00	21	126	20	0	5	2	0	2	2	1	0	0	1	74	254
15:15	0	105	32	3	1	0	1	1	2	0	0	0	0	15	160
15:30	1	152	38	0	4	0	0	0	1	2	0	0	0	20	218
15:45	4	140	30	1	5	1	0	1	2	0	0	0	0	32	216
	26	523	120	4	15	3	1	4	7	3	0	0	1	141	848
16:00	5	168	45	0	3	2	0	3	3	0	0	0	0	17	246
16:15	6	139	43	0	4	3	0	1	4	0	0	0	0	14	214
16:30	13	135	32	1	5	2	1	1	1	0	0	0	0	50	241
16:45	8	114	26	1	4	2	0	2	1	0	0	0	0	31	189
	32	556	146	2	16	9	1	7	9	0	0	0	0	112	890
17:00	8	141	40	0	4	2	0	3	1	1	0	0	0	35	235
17:15	5	108	33	0	3	2	0	2	3	0	0	0	0	28	184
17:30	3	120	42	0	4	1	1	3	2	1	0	0	0	14	191
17:45	3	88	35	2	9	2	0	2	1	0	0	0	0	14	156
	19	457	150	2	20	7	1	10	7	2	0	0	0	91	766
18:00	0	98	22	0	3	1	0	1	3	0	0	0	0	22	150
18:15	5	99	22	1	5	1	0	0	1	0	0	0	0	15	149
18:30	1	93	16	1	3	0	0	0	2	0	0	0	0	3	119
18:45	2	89	23	0	2	0	0	0	2	0	0	0	0	4	122
	8	379	83	2	13	2	0	1	8	0	0	0	0	44	540
19:00	4	87	20	0	5	1	0	0	0	0	0	0	0	10	127
19:15	0	67	17	0	2	0	0	0	0	0	0	0	0	4	90
19:30	0	59	18	0	2	0	0	0	0	0	0	0	0	2	81
19:45	1	49	14	0	2	2	0	1	2	0	1	0	0	3	75
	5	262	69	0	11	3	0	1	2	0	1	0	0	19	373
20:00	0	52	16	0	2	1	0	1	1	0	0	0	0	4	77
20:15	0	46	13	0	1	0	0	2	2	0	0	0	1	8	73
20:30	4	44	7	0	0	1	1	0	0	0	0	0	0	5	62
20:45	0	45	5	0	1	0	0	1	0	0	0	0	0	4	56
	4	187	41	0	4	2	1	4	3	0	0	0	1	21	268
21:00	2	38	5	0	3	0	0	0	0	0	0	0	0	2	50
21:15	1	46	8	0	0	1	0	0	0	0	0	0	1	2	59
21:30	0	43	14	0	0	0	0	0	2	0	0	0	0	0	59
21:45	0	33	8	1	3	0	0	1	1	0	0	0	0	2	49
	3	160	35	1	6	1	0	1	3	0	0	0	1	6	217
22:00	0	31	8	0	3	0	0	0	0	0	0	0	0	0	42
22:15	1	55	10	0	1	1	0	0	2	0	0	0	0	2	72
22:30	1	77	10	0	1	0	0	0	0	0	0	0	0	3	92
22:45	1	64	8	0	1	0	0	0	0	0	0	0	0	5	79
	3	227	36	0	6	1	0	0	2	0	0	0	0	10	285
23:00	0	110	9	0	1	0	0	0	0	0	0	0	0	5	125
23:15	0	28	5	0	2	0	0	1	0	0	0	0	0	2	38
23:30	0	37	7	0	1	0	0	0	0	0	0	0	0	0	45
23:45	0	19	2	0	2	0	0	0	0	0	0	0	0	0	23
	0	194	23	0	6	0	0	1	0	0	0	0	0	7	231
Total	151	4368	1056	23	177	45	7	49	59	7	2	0	6	734	6684
Percent	2.3%	65.4%	15.8%	0.3%	2.6%	0.7%	0.1%	0.7%	0.9%	0.1%	0.0%	0.0%	0.1%	11.0%	
Grand Total	401	13827	3617	85	692	162	16	160	231	23	6	0	20	2177	21417
Percent	1.9%	64.6%	16.9%	0.4%	3.2%	0.8%	0.1%	0.7%	1.1%	0.1%	0.0%	0.0%	0.1%	10.2%	

VHB Engineering NC, PC

4000 WestChase Boulevard, Suite 530
Raleigh, NC 27607
p: 919-829-0328 f: 919-829-0329

Site Code: NC 56
Station ID: 10
NC 56
West of Lake Rogers
Date Start: 02-Dec-14

Eastbound

Start Time	Bikes	Cars & Trailer	2 Axle Long	Buses	2 Axle 6 Tire	3 Axle Single	4 Axle Single	<5 Axl Double	5 Axle Double	>6 Axl Double	<6 Axl Multi	6 Axle Multi	>6 Axl Multi	Not Classe	Total
12/02/14	*	*	*	*	*	*	*	*	*	*	*	*	*	*	*
00:15	*	*	*	*	*	*	*	*	*	*	*	*	*	*	*
00:30	*	*	*	*	*	*	*	*	*	*	*	*	*	*	*
00:45	*	*	*	*	*	*	*	*	*	*	*	*	*	*	*
	0	0	0	0	0	0	0	0	0	0	0	0	0	0	0
01:00	*	*	*	*	*	*	*	*	*	*	*	*	*	*	*
01:15	*	*	*	*	*	*	*	*	*	*	*	*	*	*	*
01:30	*	*	*	*	*	*	*	*	*	*	*	*	*	*	*
01:45	*	*	*	*	*	*	*	*	*	*	*	*	*	*	*
	0	0	0	0	0	0	0	0	0	0	0	0	0	0	0
02:00	*	*	*	*	*	*	*	*	*	*	*	*	*	*	*
02:15	*	*	*	*	*	*	*	*	*	*	*	*	*	*	*
02:30	*	*	*	*	*	*	*	*	*	*	*	*	*	*	*
02:45	*	*	*	*	*	*	*	*	*	*	*	*	*	*	*
	0	0	0	0	0	0	0	0	0	0	0	0	0	0	0
03:00	*	*	*	*	*	*	*	*	*	*	*	*	*	*	*
03:15	*	*	*	*	*	*	*	*	*	*	*	*	*	*	*
03:30	*	*	*	*	*	*	*	*	*	*	*	*	*	*	*
03:45	*	*	*	*	*	*	*	*	*	*	*	*	*	*	*
	0	0	0	0	0	0	0	0	0	0	0	0	0	0	0
04:00	*	*	*	*	*	*	*	*	*	*	*	*	*	*	*
04:15	*	*	*	*	*	*	*	*	*	*	*	*	*	*	*
04:30	*	*	*	*	*	*	*	*	*	*	*	*	*	*	*
04:45	*	*	*	*	*	*	*	*	*	*	*	*	*	*	*
	0	0	0	0	0	0	0	0	0	0	0	0	0	0	0
05:00	*	*	*	*	*	*	*	*	*	*	*	*	*	*	*
05:15	*	*	*	*	*	*	*	*	*	*	*	*	*	*	*
05:30	*	*	*	*	*	*	*	*	*	*	*	*	*	*	*
05:45	*	*	*	*	*	*	*	*	*	*	*	*	*	*	*
	0	0	0	0	0	0	0	0	0	0	0	0	0	0	0
06:00	*	*	*	*	*	*	*	*	*	*	*	*	*	*	*
06:15	*	*	*	*	*	*	*	*	*	*	*	*	*	*	*
06:30	*	*	*	*	*	*	*	*	*	*	*	*	*	*	*
06:45	*	*	*	*	*	*	*	*	*	*	*	*	*	*	*
	0	0	0	0	0	0	0	0	0	0	0	0	0	0	0
07:00	*	*	*	*	*	*	*	*	*	*	*	*	*	*	*
07:15	*	*	*	*	*	*	*	*	*	*	*	*	*	*	*
07:30	*	*	*	*	*	*	*	*	*	*	*	*	*	*	*
07:45	*	*	*	*	*	*	*	*	*	*	*	*	*	*	*
	0	0	0	0	0	0	0	0	0	0	0	0	0	0	0
08:00	*	*	*	*	*	*	*	*	*	*	*	*	*	*	*
08:15	*	*	*	*	*	*	*	*	*	*	*	*	*	*	*
08:30	*	*	*	*	*	*	*	*	*	*	*	*	*	*	*
08:45	*	*	*	*	*	*	*	*	*	*	*	*	*	*	*
	0	0	0	0	0	0	0	0	0	0	0	0	0	0	0
09:00	*	*	*	*	*	*	*	*	*	*	*	*	*	*	*
09:15	*	*	*	*	*	*	*	*	*	*	*	*	*	*	*
09:30	*	*	*	*	*	*	*	*	*	*	*	*	*	*	*
09:45	*	*	*	*	*	*	*	*	*	*	*	*	*	*	*
	0	0	0	0	0	0	0	0	0	0	0	0	0	0	0
10:00	*	*	*	*	*	*	*	*	*	*	*	*	*	*	*
10:15	*	*	*	*	*	*	*	*	*	*	*	*	*	*	*
10:30	*	*	*	*	*	*	*	*	*	*	*	*	*	*	*
10:45	*	*	*	*	*	*	*	*	*	*	*	*	*	*	*
	0	0	0	0	0	0	0	0	0	0	0	0	0	0	0
11:00	*	*	*	*	*	*	*	*	*	*	*	*	*	*	*
11:15	*	*	*	*	*	*	*	*	*	*	*	*	*	*	*
11:30	*	*	*	*	*	*	*	*	*	*	*	*	*	*	*
11:45	*	*	*	*	*	*	*	*	*	*	*	*	*	*	*
	0	0	0	0	0	0	0	0	0	0	0	0	0	0	0
Total	0	0	0	0	0	0	0	0	0	0	0	0	0	0	0
Percent	0.0%	0.0%	0.0%	0.0%	0.0%	0.0%	0.0%	0.0%	0.0%	0.0%	0.0%	0.0%	0.0%	0.0%	

VHB Engineering NC, PC

4000 WestChase Boulevard, Suite 530
Raleigh, NC 27607
p: 919-829-0328 f: 919-829-0329

Site Code: NC 56
Station ID: 10
NC 56
West of Lake Rogers
Date Start: 02-Dec-14

Eastbound

Start Time	Bikes	Cars & Trailer	2 Axle Long	Buses	2 Axle 6 Tire	3 Axle Single	4 Axle Single	<5 Axl Double	5 Axle Double	>6 Axl Double	<6 Axl Multi	6 Axle Multi	>6 Axl Multi	Not Classe	Total
12 PM	*	*	*	*	*	*	*	*	*	*	*	*	*	*	*
12:15	*	*	*	*	*	*	*	*	*	*	*	*	*	*	*
12:30	*	*	*	*	*	*	*	*	*	*	*	*	*	*	*
12:45	*	*	*	*	*	*	*	*	*	*	*	*	*	*	*
	0	0	0	0	0	0	0	0	0	0	0	0	0	0	0
13:00	*	*	*	*	*	*	*	*	*	*	*	*	*	*	*
13:15	*	*	*	*	*	*	*	*	*	*	*	*	*	*	*
13:30	*	*	*	*	*	*	*	*	*	*	*	*	*	*	*
13:45	*	*	*	*	*	*	*	*	*	*	*	*	*	*	*
	0	0	0	0	0	0	0	0	0	0	0	0	0	0	0
14:00	*	*	*	*	*	*	*	*	*	*	*	*	*	*	*
14:15	*	*	*	*	*	*	*	*	*	*	*	*	*	*	*
14:30	*	*	*	*	*	*	*	*	*	*	*	*	*	*	*
14:45	*	*	*	*	*	*	*	*	*	*	*	*	*	*	*
	0	0	0	0	0	0	0	0	0	0	0	0	0	0	0
15:00	*	*	*	*	*	*	*	*	*	*	*	*	*	*	*
15:15	*	*	*	*	*	*	*	*	*	*	*	*	*	*	*
15:30	*	*	*	*	*	*	*	*	*	*	*	*	*	*	*
15:45	*	*	*	*	*	*	*	*	*	*	*	*	*	*	*
	0	0	0	0	0	0	0	0	0	0	0	0	0	0	0
16:00	0	70	21	1	1	0	0	0	0	0	0	0	0	0	93
16:15	0	81	25	0	1	0	0	1	0	0	0	0	0	6	114
16:30	0	95	24	1	3	0	0	1	0	0	0	0	0	3	127
16:45	0	76	31	0	4	0	0	3	0	0	0	0	0	9	123
	0	322	101	2	9	0	0	5	0	0	0	0	0	18	457
17:00	0	77	21	0	1	0	0	3	0	0	0	0	0	5	107
17:15	0	108	21	0	3	0	0	2	0	0	0	0	0	3	137
17:30	0	81	16	0	4	0	0	0	0	0	0	0	0	4	105
17:45	0	77	17	0	2	0	0	1	0	0	0	0	0	3	100
	0	343	75	0	10	0	0	6	0	0	0	0	0	15	449
18:00	0	66	17	0	3	0	0	0	0	0	0	0	0	5	91
18:15	0	68	13	0	0	0	0	0	0	0	0	0	0	1	82
18:30	0	37	13	0	1	0	0	0	0	0	0	0	0	2	53
18:45	0	56	11	0	0	0	0	1	0	0	0	0	0	3	71
	0	227	54	0	4	0	0	1	0	0	0	0	0	11	297
19:00	0	56	11	0	0	0	0	0	0	0	0	0	0	1	68
19:15	0	30	21	0	3	0	0	0	0	0	0	0	0	1	55
19:30	0	41	9	0	1	0	0	0	0	0	0	0	0	1	52
19:45	0	45	9	0	1	0	0	1	0	0	0	0	0	0	56
	0	172	50	0	5	0	0	1	0	0	0	0	0	3	231
20:00	0	37	9	0	0	0	0	0	0	0	0	0	0	3	49
20:15	0	31	9	0	1	0	0	0	0	0	0	0	0	0	41
20:30	0	24	10	0	0	0	0	0	0	0	0	0	0	0	34
20:45	0	21	2	0	0	0	0	1	0	0	0	0	0	0	24
	0	113	30	0	1	0	0	1	0	0	0	0	0	3	148
21:00	0	21	7	0	1	0	0	1	0	0	0	0	0	0	30
21:15	0	20	2	0	0	0	0	2	0	0	0	0	0	0	24
21:30	0	16	6	0	1	0	0	0	0	0	0	0	0	0	23
21:45	0	11	4	0	0	0	0	0	0	0	0	0	0	1	16
	0	68	19	0	2	0	0	3	0	0	0	0	0	1	93
22:00	0	15	2	0	1	0	0	0	0	0	0	0	0	1	19
22:15	0	15	2	0	0	0	0	0	0	0	0	0	0	0	17
22:30	0	10	4	0	0	0	0	0	0	0	0	0	0	0	14
22:45	0	14	1	0	0	0	0	0	0	0	0	0	0	0	15
	0	54	9	0	1	0	0	0	0	0	0	0	0	1	65
23:00	0	31	5	0	0	0	0	0	0	0	0	0	0	0	36
23:15	0	17	0	0	0	0	0	1	0	0	0	0	0	0	18
23:30	0	8	0	0	0	0	0	1	0	0	0	0	0	0	9
23:45	0	8	1	0	0	0	0	0	0	0	0	0	0	0	9
	0	64	6	0	0	0	0	2	0	0	0	0	0	0	72
Total	0	1363	344	2	32	0	0	19	0	0	0	0	0	52	1812
Percent	0.0%	75.2%	19.0%	0.1%	1.8%	0.0%	0.0%	1.0%	0.0%	0.0%	0.0%	0.0%	0.0%	2.9%	

VHB Engineering NC, PC

4000 WestChase Boulevard, Suite 530
Raleigh, NC 27607
p: 919-829-0328 f: 919-829-0329

Site Code: NC 56
Station ID: 10
NC 56
West of Lake Rogers
Date Start: 02-Dec-14

Eastbound

Start Time	Bikes	Cars & Trailer	2 Axle Long	Buses	2 Axle 6 Tire	3 Axle Single	4 Axle Single	<5 Axl Double	5 Axle Double	>6 Axl Double	<6 Axl Multi	6 Axle Multi	>6 Axl Multi	Not Classe	Total
12/03/1															
4	0	3	2	0	0	0	0	0	0	0	0	0	0	1	6
00:15	0	7	1	0	0	0	0	0	0	0	0	0	0	0	8
00:30	0	5	2	0	0	0	0	0	0	0	0	0	0	0	7
00:45	0	1	1	0	0	0	0	0	0	0	0	0	0	0	2
	0	16	6	0	0	0	0	0	0	0	0	0	0	1	23
01:00	0	2	1	0	0	0	0	0	0	0	0	0	0	0	3
01:15	0	5	2	0	0	0	0	0	0	0	0	0	0	0	7
01:30	0	1	0	0	0	0	0	0	0	0	0	0	0	0	1
01:45	0	1	0	0	0	0	0	0	0	0	0	0	0	0	1
	0	9	3	0	0	0	0	0	0	0	0	0	0	0	12
02:00	0	0	0	0	0	0	0	0	0	0	0	0	0	0	0
02:15	0	2	1	0	0	0	0	1	0	0	0	0	0	0	4
02:30	0	4	1	1	0	0	0	0	0	0	0	0	0	0	6
02:45	0	3	5	0	0	0	0	1	0	0	0	0	0	0	9
	0	9	7	1	0	0	0	2	0	0	0	0	0	0	19
03:00	0	3	3	0	0	0	0	0	0	0	0	0	0	0	6
03:15	0	2	3	0	0	0	0	0	0	0	0	0	0	0	5
03:30	0	5	2	0	1	0	0	0	0	0	0	0	0	0	8
03:45	0	0	1	0	0	0	0	0	0	0	0	0	0	0	1
	0	10	9	0	1	0	0	0	0	0	0	0	0	0	20
04:00	0	2	0	0	0	0	0	0	0	0	0	0	0	0	2
04:15	0	2	1	0	0	0	0	0	0	0	0	0	0	0	3
04:30	0	1	1	0	0	0	0	0	0	0	0	0	0	0	2
04:45	0	2	0	0	0	0	0	0	0	0	0	0	0	0	2
	0	7	2	0	0	0	0	0	0	0	0	0	0	0	9
05:00	0	3	2	0	0	0	0	0	0	0	0	0	0	0	5
05:15	0	7	2	0	0	0	0	0	0	0	0	0	0	0	9
05:30	0	6	1	0	0	0	0	1	0	0	0	0	0	0	8
05:45	0	7	0	0	0	0	0	0	0	0	0	0	0	0	7
	0	23	5	0	0	0	0	1	0	0	0	0	0	0	29
06:00	0	12	6	1	1	0	0	0	0	0	0	0	0	0	20
06:15	0	12	3	0	1	0	0	1	0	0	0	0	0	1	18
06:30	0	17	5	0	3	0	0	1	0	0	0	0	0	2	28
06:45	0	21	2	0	0	0	0	2	0	0	0	0	0	2	27
	0	62	16	1	5	0	0	4	0	0	0	0	0	5	93
07:00	0	50	13	2	2	0	0	3	0	0	0	0	0	0	70
07:15	0	31	10	1	2	0	0	5	0	0	0	0	0	1	50
07:30	0	30	8	1	3	0	0	3	0	0	0	0	0	1	46
07:45	0	36	14	1	1	0	0	0	0	0	0	0	0	3	55
	0	147	45	5	8	0	0	11	0	0	0	0	0	5	221
08:00	0	46	11	0	2	0	0	2	0	0	0	0	0	1	62
08:15	0	43	19	0	2	0	0	0	0	0	0	0	0	2	66
08:30	0	24	14	1	4	0	0	0	0	0	0	0	0	0	43
08:45	0	29	17	2	0	0	0	0	0	0	0	0	0	1	49
	0	142	61	3	8	0	0	2	0	0	0	0	0	4	220
09:00	0	27	12	0	0	0	0	1	0	0	0	0	0	4	44
09:15	0	31	13	1	3	0	0	3	0	0	0	0	0	1	52
09:30	0	36	11	2	5	0	0	2	0	0	0	0	0	1	57
09:45	0	29	10	0	2	0	0	0	0	0	0	0	0	2	43
	0	123	46	3	10	0	0	6	0	0	0	0	0	8	196
10:00	0	30	10	1	1	0	0	2	0	0	0	0	0	4	48
10:15	0	30	19	1	2	0	0	1	0	0	0	0	0	0	53
10:30	0	20	18	0	5	0	0	1	0	0	0	0	0	0	44
10:45	0	28	3	1	3	0	0	3	0	0	0	0	0	3	41
	0	108	50	3	11	0	0	7	0	0	0	0	0	7	186
11:00	0	48	14	0	2	0	0	1	0	0	0	0	0	2	67
11:15	0	39	15	0	4	0	0	1	0	0	0	0	0	0	59
11:30	0	36	15	2	2	0	0	0	0	0	0	0	0	1	56
11:45	0	35	13	0	3	0	0	0	0	0	0	0	0	3	54
	0	158	57	2	11	0	0	2	0	0	0	0	0	6	236
Total	0	814	307	18	54	0	0	35	0	0	0	0	0	36	1264
Percent	0.0%	64.4%	24.3%	1.4%	4.3%	0.0%	0.0%	2.8%	0.0%	0.0%	0.0%	0.0%	0.0%	2.8%	

VHB Engineering NC, PC

4000 WestChase Boulevard, Suite 530
Raleigh, NC 27607
p: 919-829-0328 f: 919-829-0329

Site Code: NC 56
Station ID: 10
NC 56
West of Lake Rogers
Date Start: 02-Dec-14

Eastbound

Start Time	Bikes	Cars & Trailer	2 Axle Long	Buses	2 Axle 6 Tire	3 Axle Single	4 Axle Single	<5 Axl Double	5 Axle Double	>6 Axl Double	<6 Axl Multi	6 Axle Multi	>6 Axl Multi	Not Classe	Total
12 PM	0	57	14	1	2	0	0	0	0	0	0	0	0	6	80
12:15	0	58	15	0	3	0	0	1	0	0	0	0	0	2	79
12:30	0	47	17	1	3	0	0	0	0	0	0	0	0	1	69
12:45	0	41	17	0	3	0	0	0	0	0	0	0	0	4	65
	0	203	63	2	11	0	0	1	0	0	0	0	0	13	293
13:00	0	34	16	0	1	0	0	1	0	0	0	0	0	2	54
13:15	0	50	21	2	3	0	0	0	0	0	0	0	0	3	79
13:30	0	52	17	1	2	0	0	2	0	0	0	0	0	1	75
13:45	0	62	13	0	2	0	0	1	0	0	0	0	0	1	79
	0	198	67	3	8	0	0	4	0	0	0	0	0	7	287
14:00	0	49	19	0	3	0	0	1	0	0	0	0	0	2	74
14:15	0	40	16	0	4	0	0	0	0	0	0	0	0	2	62
14:30	0	53	9	0	1	0	0	0	0	0	0	0	0	1	64
14:45	0	66	16	0	1	0	0	3	0	0	0	0	0	6	92
	0	208	60	0	9	0	0	4	0	0	0	0	0	11	292
15:00	0	58	22	2	8	0	0	2	0	0	0	0	0	3	95
15:15	0	69	19	0	1	0	0	1	0	0	0	0	0	2	92
15:30	0	60	19	5	5	0	0	0	0	0	0	0	0	9	98
15:45	0	81	32	0	2	0	0	2	0	0	0	0	0	1	118
	0	268	92	7	16	0	0	5	0	0	0	0	0	15	403
16:00	0	67	25	1	2	0	0	1	0	0	0	0	0	4	100
16:15	0	91	24	0	1	0	0	2	0	0	0	0	0	3	121
16:30	0	77	20	1	6	0	0	1	0	0	0	0	0	2	107
16:45	0	91	23	0	5	0	0	1	0	0	0	0	0	2	122
	0	326	92	2	14	0	0	5	0	0	0	0	0	11	450
17:00	0	93	28	1	3	0	0	2	0	0	0	0	0	6	133
17:15	0	105	30	0	2	0	0	1	0	0	0	0	0	4	142
17:30	0	101	21	0	0	0	0	1	0	0	0	0	0	2	125
17:45	0	73	24	0	2	0	0	0	0	0	0	0	0	1	100
	0	372	103	1	7	0	0	4	0	0	0	0	0	13	500
18:00	0	69	15	0	3	0	0	0	0	0	0	0	0	1	88
18:15	0	82	18	0	1	0	0	1	0	0	0	0	0	4	106
18:30	0	75	19	0	2	0	0	0	0	0	0	0	0	1	97
18:45	0	43	15	0	1	0	0	0	1	0	0	0	0	0	60
	0	269	67	0	7	0	0	1	1	0	0	0	0	6	351
19:00	0	48	14	1	3	0	0	1	0	0	0	0	0	4	71
19:15	0	37	15	0	5	0	0	0	0	0	0	0	0	1	58
19:30	0	52	10	0	1	0	0	0	0	0	0	0	0	4	67
19:45	0	35	8	0	1	0	0	0	0	0	0	0	0	0	44
	0	172	47	1	10	0	0	1	0	0	0	0	0	9	240
20:00	0	29	9	0	0	0	0	0	0	0	0	0	0	0	38
20:15	0	38	5	0	0	0	0	0	0	0	0	0	0	1	44
20:30	0	30	8	0	2	0	0	0	0	0	0	0	0	1	41
20:45	0	31	8	0	1	0	0	0	0	0	0	0	0	0	40
	0	128	30	0	3	0	0	0	0	0	0	0	0	2	163
21:00	0	31	4	0	2	0	0	1	0	0	0	0	0	0	38
21:15	0	26	8	0	0	0	0	1	0	0	0	0	0	0	35
21:30	0	28	0	0	0	0	0	0	0	0	0	0	0	2	30
21:45	0	15	3	0	0	0	0	0	0	0	0	0	0	0	18
	0	100	15	0	2	0	0	2	0	0	0	0	0	2	121
22:00	0	14	1	0	1	0	0	0	0	0	0	0	0	0	16
22:15	0	14	1	0	1	0	0	0	0	0	0	0	0	0	16
22:30	0	7	3	0	0	0	0	0	0	0	0	0	0	0	10
22:45	0	10	3	0	0	0	0	0	0	0	0	0	0	0	13
	0	45	8	0	2	0	0	0	0	0	0	0	0	0	55
23:00	0	46	2	0	0	0	0	0	0	0	0	0	0	0	48
23:15	0	18	1	0	0	0	0	0	0	0	0	0	0	0	19
23:30	0	19	1	0	0	0	0	1	0	0	0	0	0	0	21
23:45	0	17	1	0	0	0	0	0	0	0	0	0	0	0	18
	0	100	5	0	0	0	0	1	0	0	0	0	0	0	106
Total	0	2389	649	16	89	0	0	28	1	0	0	0	0	89	3261
Percent	0.0%	73.3%	19.9%	0.5%	2.7%	0.0%	0.0%	0.9%	0.0%	0.0%	0.0%	0.0%	0.0%	2.7%	

VHB Engineering NC, PC

4000 WestChase Boulevard, Suite 530
Raleigh, NC 27607
p: 919-829-0328 f: 919-829-0329

Site Code: NC 56
Station ID: 10
NC 56
West of Lake Rogers
Date Start: 02-Dec-14

Eastbound

Start Time	Bikes	Cars & Trailer	2 Axle Long	Buses	2 Axle 6 Tire	3 Axle Single	4 Axle Single	<5 Axl Double	5 Axle Double	>6 Axl Double	<6 Axl Multi	6 Axle Multi	>6 Axl Multi	Not Classe	Total
12/04/1															
4	0	9	0	0	0	0	0	0	0	0	0	0	0	0	9
00:15	0	12	2	0	0	0	0	0	0	0	0	0	0	0	14
00:30	0	5	2	0	0	0	0	0	0	0	0	0	0	0	7
00:45	0	3	2	1	0	0	0	0	0	0	0	0	0	0	6
	0	29	6	1	0	0	0	0	0	0	0	0	0	0	36
01:00	0	2	0	0	0	0	0	0	0	0	0	0	0	0	2
01:15	0	1	0	0	0	0	0	0	0	0	0	0	0	0	1
01:30	0	3	0	0	0	0	0	0	0	0	0	0	0	0	3
01:45	0	0	0	0	0	0	0	0	0	0	0	0	0	1	1
	0	6	0	0	0	0	0	0	0	0	0	0	0	1	7
02:00	0	3	0	0	0	0	0	0	0	0	0	0	0	1	4
02:15	0	7	3	0	0	0	0	0	0	0	0	0	0	0	10
02:30	0	1	1	0	0	0	0	0	0	0	0	0	0	0	2
02:45	0	2	1	0	0	0	0	0	0	0	0	0	0	0	3
	0	13	5	0	0	0	0	0	0	0	0	0	0	1	19
03:00	0	2	5	0	0	0	0	1	0	0	0	0	0	0	8
03:15	0	3	1	0	0	0	0	0	0	0	0	0	0	0	4
03:30	0	3	0	0	0	0	0	0	0	0	0	0	0	0	3
03:45	0	1	2	0	0	0	0	0	0	0	0	0	0	0	3
	0	9	8	0	0	0	0	1	0	0	0	0	0	0	18
04:00	0	1	0	0	0	0	0	1	0	0	0	0	0	1	3
04:15	0	3	2	0	0	0	0	0	0	0	0	0	0	0	5
04:30	0	2	1	0	0	0	0	0	0	0	0	0	0	0	3
04:45	0	0	0	0	0	0	0	1	0	0	0	0	0	0	1
	0	6	3	0	0	0	0	2	0	0	0	0	0	1	12
05:00	0	3	1	0	0	0	0	1	0	0	0	0	0	0	5
05:15	0	7	2	1	0	0	0	0	0	0	0	0	0	1	11
05:30	0	5	1	0	0	0	0	0	0	0	0	0	0	0	6
05:45	0	6	1	0	0	0	0	0	0	0	0	0	0	0	7
	0	21	5	1	0	0	0	1	0	0	0	0	0	1	29
06:00	0	13	7	1	1	0	0	0	0	0	0	0	0	1	23
06:15	0	16	3	0	1	0	0	1	0	0	0	0	0	1	22
06:30	0	21	7	0	1	0	0	1	0	0	0	0	0	1	31
06:45	0	21	7	2	0	0	0	1	0	0	0	0	0	2	33
	0	71	24	3	3	0	0	3	0	0	0	0	0	5	109
07:00	0	29	7	2	1	0	0	3	0	0	0	0	0	4	46
07:15	0	29	8	1	2	0	0	7	0	0	0	0	0	0	47
07:30	0	23	6	2	1	0	0	1	0	0	0	0	0	2	35
07:45	0	36	8	2	0	0	0	0	0	0	0	0	0	4	50
	0	117	29	7	4	0	0	11	0	0	0	0	0	10	178
08:00	0	30	20	0	2	0	0	0	0	0	0	0	0	6	58
08:15	0	53	17	0	2	0	0	0	0	0	0	0	0	5	77
08:30	0	30	13	0	3	0	0	1	0	0	0	0	0	3	50
08:45	0	31	6	0	4	0	0	0	0	0	0	0	0	2	43
	0	144	56	0	11	0	0	1	0	0	0	0	0	16	228
09:00	0	23	9	2	1	0	0	2	0	0	0	0	0	0	37
09:15	0	29	7	0	2	0	0	3	0	0	0	0	0	2	43
09:30	0	37	22	0	6	0	0	1	0	0	0	0	0	0	66
09:45	0	36	9	1	2	0	0	1	0	0	0	0	0	2	51
	0	125	47	3	11	0	0	7	0	0	0	0	0	4	197
10:00	0	20	13	0	2	0	0	3	0	0	0	0	0	0	38
10:15	0	37	5	0	3	0	0	2	0	0	0	0	0	2	49
10:30	0	34	12	1	1	0	0	0	0	0	0	0	0	0	48
10:45	0	33	20	1	4	0	0	1	0	0	0	0	0	0	59
	0	124	50	2	10	0	0	6	0	0	0	0	0	2	194
11:00	1	47	12	0	3	0	0	1	0	0	1	0	0	2	67
11:15	0	44	15	2	1	0	0	2	0	0	0	0	0	3	67
11:30	0	26	11	0	2	0	0	4	0	0	0	0	0	2	45
11:45	0	45	12	0	7	0	0	0	0	0	0	0	0	2	66
	1	162	50	2	13	0	0	7	0	0	1	0	0	9	245
Total	1	827	283	19	52	0	0	39	0	0	1	0	0	50	1272
Percent	0.1%	65.0%	22.2%	1.5%	4.1%	0.0%	0.0%	3.1%	0.0%	0.0%	0.1%	0.0%	0.0%	3.9%	

VHB Engineering NC, PC

4000 WestChase Boulevard, Suite 530
Raleigh, NC 27607
p: 919-829-0328 f: 919-829-0329

Site Code: NC 56
Station ID: 10
NC 56
West of Lake Rogers
Date Start: 02-Dec-14

Eastbound

Start Time	Bikes	Cars & Trailer	2 Axle Long	Buses	2 Axle 6 Tire	3 Axle Single	4 Axle Single	<5 Axl Double	5 Axle Double	>6 Axl Double	<6 Axl Multi	6 Axle Multi	>6 Axl Multi	Not Classe	Total
12 PM	0	51	13	1	3	0	0	1	0	0	0	0	0	1	70
12:15	0	47	18	0	3	0	0	3	0	0	0	0	0	1	72
12:30	0	61	24	0	2	0	0	0	0	0	0	0	0	2	89
12:45	0	46	17	1	4	0	0	1	0	0	0	0	0	1	70
	0	205	72	2	12	0	0	5	0	0	0	0	0	5	301
13:00	0	50	24	2	2	0	0	2	0	0	0	0	0	1	81
13:15	0	57	18	0	1	0	0	3	0	0	0	0	0	2	81
13:30	0	49	18	0	1	0	0	2	0	0	0	0	0	2	72
13:45	0	53	23	0	6	0	0	1	0	0	0	0	0	3	86
	0	209	83	2	10	0	0	8	0	0	0	0	0	8	320
14:00	0	55	11	0	3	0	0	2	0	0	0	0	0	4	75
14:15	0	51	13	0	4	0	0	0	0	0	0	0	0	3	71
14:30	0	60	17	2	2	0	0	0	0	0	0	0	0	1	82
14:45	0	66	19	0	2	0	0	0	0	0	0	0	0	2	89
	0	232	60	2	11	0	0	2	0	0	0	0	0	10	317
15:00	0	66	17	1	3	0	0	0	0	0	0	0	0	2	89
15:15	0	64	22	0	3	0	0	3	0	0	0	0	0	2	94
15:30	0	50	26	3	3	0	0	2	0	0	0	0	0	3	87
15:45	0	69	23	1	4	0	0	1	0	0	0	0	0	6	104
	0	249	88	5	13	0	0	6	0	0	0	0	0	13	374
16:00	*	*	*	*	*	*	*	*	*	*	*	*	*	*	*
16:15	*	*	*	*	*	*	*	*	*	*	*	*	*	*	*
16:30	*	*	*	*	*	*	*	*	*	*	*	*	*	*	*
16:45	*	*	*	*	*	*	*	*	*	*	*	*	*	*	*
	0	0	0	0	0	0	0	0	0	0	0	0	0	0	0
17:00	*	*	*	*	*	*	*	*	*	*	*	*	*	*	*
17:15	*	*	*	*	*	*	*	*	*	*	*	*	*	*	*
17:30	*	*	*	*	*	*	*	*	*	*	*	*	*	*	*
17:45	*	*	*	*	*	*	*	*	*	*	*	*	*	*	*
	0	0	0	0	0	0	0	0	0	0	0	0	0	0	0
18:00	*	*	*	*	*	*	*	*	*	*	*	*	*	*	*
18:15	*	*	*	*	*	*	*	*	*	*	*	*	*	*	*
18:30	*	*	*	*	*	*	*	*	*	*	*	*	*	*	*
18:45	*	*	*	*	*	*	*	*	*	*	*	*	*	*	*
	0	0	0	0	0	0	0	0	0	0	0	0	0	0	0
19:00	*	*	*	*	*	*	*	*	*	*	*	*	*	*	*
19:15	*	*	*	*	*	*	*	*	*	*	*	*	*	*	*
19:30	*	*	*	*	*	*	*	*	*	*	*	*	*	*	*
19:45	*	*	*	*	*	*	*	*	*	*	*	*	*	*	*
	0	0	0	0	0	0	0	0	0	0	0	0	0	0	0
20:00	*	*	*	*	*	*	*	*	*	*	*	*	*	*	*
20:15	*	*	*	*	*	*	*	*	*	*	*	*	*	*	*
20:30	*	*	*	*	*	*	*	*	*	*	*	*	*	*	*
20:45	*	*	*	*	*	*	*	*	*	*	*	*	*	*	*
	0	0	0	0	0	0	0	0	0	0	0	0	0	0	0
21:00	*	*	*	*	*	*	*	*	*	*	*	*	*	*	*
21:15	*	*	*	*	*	*	*	*	*	*	*	*	*	*	*
21:30	*	*	*	*	*	*	*	*	*	*	*	*	*	*	*
21:45	*	*	*	*	*	*	*	*	*	*	*	*	*	*	*
	0	0	0	0	0	0	0	0	0	0	0	0	0	0	0
22:00	*	*	*	*	*	*	*	*	*	*	*	*	*	*	*
22:15	*	*	*	*	*	*	*	*	*	*	*	*	*	*	*
22:30	*	*	*	*	*	*	*	*	*	*	*	*	*	*	*
22:45	*	*	*	*	*	*	*	*	*	*	*	*	*	*	*
	0	0	0	0	0	0	0	0	0	0	0	0	0	0	0
23:00	*	*	*	*	*	*	*	*	*	*	*	*	*	*	*
23:15	*	*	*	*	*	*	*	*	*	*	*	*	*	*	*
23:30	*	*	*	*	*	*	*	*	*	*	*	*	*	*	*
23:45	*	*	*	*	*	*	*	*	*	*	*	*	*	*	*
	0	0	0	0	0	0	0	0	0	0	0	0	0	0	0
Total	0	895	303	11	46	0	0	21	0	0	0	0	0	36	1312
Percent	0.0%	68.2%	23.1%	0.8%	3.5%	0.0%	0.0%	1.6%	0.0%	0.0%	0.0%	0.0%	0.0%	2.7%	
Grand Total	1	6288	1886	66	273	0	0	142	1	0	1	0	0	263	8921
Percent	0.0%	70.5%	21.1%	0.7%	3.1%	0.0%	0.0%	1.6%	0.0%	0.0%	0.0%	0.0%	0.0%	2.9%	

VHB Engineering NC, PC

4000 WestChase Boulevard, Suite 530
Raleigh, NC 27607
p: 919-829-0328 f: 919-829-0329

Site Code: NC 56
Station ID: 10
NC 56
West of Lake Rogers
Date Start: 02-Dec-14

Westbound

Start Time	Bikes	Cars & Trailer	2 Axle Long	Buses	2 Axle 6 Tire	3 Axle Single	4 Axle Single	<5 Axl Double	5 Axle Double	>6 Axl Double	<6 Axl Multi	6 Axle Multi	>6 Axl Multi	Not Classe	Total
12/02/14	*	*	*	*	*	*	*	*	*	*	*	*	*	*	*
00:15	*	*	*	*	*	*	*	*	*	*	*	*	*	*	*
00:30	*	*	*	*	*	*	*	*	*	*	*	*	*	*	*
00:45	*	*	*	*	*	*	*	*	*	*	*	*	*	*	*
	0	0	0	0	0	0	0	0	0	0	0	0	0	0	0
01:00	*	*	*	*	*	*	*	*	*	*	*	*	*	*	*
01:15	*	*	*	*	*	*	*	*	*	*	*	*	*	*	*
01:30	*	*	*	*	*	*	*	*	*	*	*	*	*	*	*
01:45	*	*	*	*	*	*	*	*	*	*	*	*	*	*	*
	0	0	0	0	0	0	0	0	0	0	0	0	0	0	0
02:00	*	*	*	*	*	*	*	*	*	*	*	*	*	*	*
02:15	*	*	*	*	*	*	*	*	*	*	*	*	*	*	*
02:30	*	*	*	*	*	*	*	*	*	*	*	*	*	*	*
02:45	*	*	*	*	*	*	*	*	*	*	*	*	*	*	*
	0	0	0	0	0	0	0	0	0	0	0	0	0	0	0
03:00	*	*	*	*	*	*	*	*	*	*	*	*	*	*	*
03:15	*	*	*	*	*	*	*	*	*	*	*	*	*	*	*
03:30	*	*	*	*	*	*	*	*	*	*	*	*	*	*	*
03:45	*	*	*	*	*	*	*	*	*	*	*	*	*	*	*
	0	0	0	0	0	0	0	0	0	0	0	0	0	0	0
04:00	*	*	*	*	*	*	*	*	*	*	*	*	*	*	*
04:15	*	*	*	*	*	*	*	*	*	*	*	*	*	*	*
04:30	*	*	*	*	*	*	*	*	*	*	*	*	*	*	*
04:45	*	*	*	*	*	*	*	*	*	*	*	*	*	*	*
	0	0	0	0	0	0	0	0	0	0	0	0	0	0	0
05:00	*	*	*	*	*	*	*	*	*	*	*	*	*	*	*
05:15	*	*	*	*	*	*	*	*	*	*	*	*	*	*	*
05:30	*	*	*	*	*	*	*	*	*	*	*	*	*	*	*
05:45	*	*	*	*	*	*	*	*	*	*	*	*	*	*	*
	0	0	0	0	0	0	0	0	0	0	0	0	0	0	0
06:00	*	*	*	*	*	*	*	*	*	*	*	*	*	*	*
06:15	*	*	*	*	*	*	*	*	*	*	*	*	*	*	*
06:30	*	*	*	*	*	*	*	*	*	*	*	*	*	*	*
06:45	*	*	*	*	*	*	*	*	*	*	*	*	*	*	*
	0	0	0	0	0	0	0	0	0	0	0	0	0	0	0
07:00	*	*	*	*	*	*	*	*	*	*	*	*	*	*	*
07:15	*	*	*	*	*	*	*	*	*	*	*	*	*	*	*
07:30	*	*	*	*	*	*	*	*	*	*	*	*	*	*	*
07:45	*	*	*	*	*	*	*	*	*	*	*	*	*	*	*
	0	0	0	0	0	0	0	0	0	0	0	0	0	0	0
08:00	*	*	*	*	*	*	*	*	*	*	*	*	*	*	*
08:15	*	*	*	*	*	*	*	*	*	*	*	*	*	*	*
08:30	*	*	*	*	*	*	*	*	*	*	*	*	*	*	*
08:45	*	*	*	*	*	*	*	*	*	*	*	*	*	*	*
	0	0	0	0	0	0	0	0	0	0	0	0	0	0	0
09:00	*	*	*	*	*	*	*	*	*	*	*	*	*	*	*
09:15	*	*	*	*	*	*	*	*	*	*	*	*	*	*	*
09:30	*	*	*	*	*	*	*	*	*	*	*	*	*	*	*
09:45	*	*	*	*	*	*	*	*	*	*	*	*	*	*	*
	0	0	0	0	0	0	0	0	0	0	0	0	0	0	0
10:00	*	*	*	*	*	*	*	*	*	*	*	*	*	*	*
10:15	*	*	*	*	*	*	*	*	*	*	*	*	*	*	*
10:30	*	*	*	*	*	*	*	*	*	*	*	*	*	*	*
10:45	*	*	*	*	*	*	*	*	*	*	*	*	*	*	*
	0	0	0	0	0	0	0	0	0	0	0	0	0	0	0
11:00	*	*	*	*	*	*	*	*	*	*	*	*	*	*	*
11:15	*	*	*	*	*	*	*	*	*	*	*	*	*	*	*
11:30	*	*	*	*	*	*	*	*	*	*	*	*	*	*	*
11:45	*	*	*	*	*	*	*	*	*	*	*	*	*	*	*
	0	0	0	0	0	0	0	0	0	0	0	0	0	0	0
Total	0	0	0	0	0	0	0	0	0	0	0	0	0	0	0
Percent	0.0%	0.0%	0.0%	0.0%	0.0%	0.0%	0.0%	0.0%	0.0%	0.0%	0.0%	0.0%	0.0%	0.0%	

VHB Engineering NC, PC

4000 WestChase Boulevard, Suite 530
Raleigh, NC 27607
p: 919-829-0328 f: 919-829-0329

Site Code: NC 56
Station ID: 10
NC 56
West of Lake Rogers
Date Start: 02-Dec-14

Westbound

Start Time	Bikes	Cars & Trailer	2 Axle Long	Buses	2 Axle 6 Tire	3 Axle Single	4 Axle Single	<5 Axl Double	5 Axle Double	>6 Axl Double	<6 Axl Multi	6 Axle Multi	>6 Axl Multi	Not Classe	Total
12 PM	*	*	*	*	*	*	*	*	*	*	*	*	*	*	*
12:15	*	*	*	*	*	*	*	*	*	*	*	*	*	*	*
12:30	*	*	*	*	*	*	*	*	*	*	*	*	*	*	*
12:45	*	*	*	*	*	*	*	*	*	*	*	*	*	*	*
	0	0	0	0	0	0	0	0	0	0	0	0	0	0	0
13:00	*	*	*	*	*	*	*	*	*	*	*	*	*	*	*
13:15	*	*	*	*	*	*	*	*	*	*	*	*	*	*	*
13:30	*	*	*	*	*	*	*	*	*	*	*	*	*	*	*
13:45	*	*	*	*	*	*	*	*	*	*	*	*	*	*	*
	0	0	0	0	0	0	0	0	0	0	0	0	0	0	0
14:00	*	*	*	*	*	*	*	*	*	*	*	*	*	*	*
14:15	*	*	*	*	*	*	*	*	*	*	*	*	*	*	*
14:30	*	*	*	*	*	*	*	*	*	*	*	*	*	*	*
14:45	*	*	*	*	*	*	*	*	*	*	*	*	*	*	*
	0	0	0	0	0	0	0	0	0	0	0	0	0	0	0
15:00	*	*	*	*	*	*	*	*	*	*	*	*	*	*	*
15:15	*	*	*	*	*	*	*	*	*	*	*	*	*	*	*
15:30	*	*	*	*	*	*	*	*	*	*	*	*	*	*	*
15:45	*	*	*	*	*	*	*	*	*	*	*	*	*	*	*
	0	0	0	0	0	0	0	0	0	0	0	0	0	0	0
16:00	0	72	18	1	2	0	0	3	0	0	0	0	0	3	99
16:15	0	60	19	0	1	0	0	2	0	0	0	0	0	4	86
16:30	0	44	13	0	1	0	0	0	0	0	0	0	0	4	62
16:45	0	45	20	0	1	0	0	1	0	0	0	0	0	4	71
	0	221	70	1	5	0	0	6	0	0	0	0	0	15	318
17:00	0	48	17	0	1	0	0	1	0	0	0	0	0	6	73
17:15	0	55	12	0	1	0	0	1	0	0	0	0	0	1	70
17:30	0	56	14	0	1	0	0	1	0	0	0	0	0	3	75
17:45	0	52	8	0	0	0	0	0	0	0	0	0	0	4	64
	0	211	51	0	3	0	0	3	0	0	0	0	0	14	282
18:00	0	41	12	0	1	0	0	0	0	0	0	0	0	0	54
18:15	0	53	17	0	0	0	0	0	0	0	0	0	0	0	70
18:30	0	48	12	0	1	0	0	1	0	0	0	0	0	2	64
18:45	0	41	15	0	2	0	0	1	0	0	0	0	0	2	61
	0	183	56	0	4	0	0	2	0	0	0	0	0	4	249
19:00	0	34	13	0	3	0	0	0	0	0	0	0	0	0	50
19:15	0	31	10	0	2	0	0	1	0	0	0	0	0	1	45
19:30	0	22	10	0	0	0	0	1	0	0	0	0	0	1	34
19:45	0	23	5	1	0	0	0	0	0	0	0	0	0	1	30
	0	110	38	1	5	0	0	2	0	0	0	0	0	3	159
20:00	0	20	5	0	0	0	0	0	0	0	0	0	0	1	26
20:15	0	16	11	0	2	0	0	1	0	0	0	0	0	1	31
20:30	0	18	4	0	0	0	0	1	0	0	0	0	0	0	23
20:45	0	12	0	0	0	0	0	0	0	0	0	0	0	0	12
	0	66	20	0	2	0	0	2	0	0	0	0	0	2	92
21:00	0	14	2	0	0	0	0	0	0	0	0	0	0	1	17
21:15	0	14	1	0	0	0	0	0	0	0	0	0	0	0	15
21:30	0	14	4	0	0	0	0	0	0	0	0	0	0	0	18
21:45	0	17	2	0	0	0	0	0	0	0	0	0	0	0	19
	0	59	9	0	0	0	0	0	0	0	0	0	0	1	69
22:00	0	7	3	0	1	0	0	0	0	0	0	0	0	0	11
22:15	0	13	2	0	0	0	0	0	0	0	0	0	0	0	15
22:30	0	23	2	0	0	0	0	1	0	0	0	0	0	0	26
22:45	0	14	1	0	0	0	0	0	0	0	0	0	0	0	15
	0	57	8	0	1	0	0	1	0	0	0	0	0	0	67
23:00	0	7	0	0	0	0	0	0	0	0	0	0	0	0	7
23:15	0	5	1	0	0	0	0	0	0	0	0	0	0	0	6
23:30	0	8	0	0	0	0	0	0	0	0	0	0	0	0	8
23:45	0	4	0	0	0	0	0	0	0	0	0	0	0	0	4
	0	24	1	0	0	0	0	0	0	0	0	0	0	0	25
Total	0	931	253	2	20	0	0	16	0	0	0	0	0	39	1261
Percent	0.0%	73.8%	20.1%	0.2%	1.6%	0.0%	0.0%	1.3%	0.0%	0.0%	0.0%	0.0%	0.0%	3.1%	

VHB Engineering NC, PC

4000 WestChase Boulevard, Suite 530
Raleigh, NC 27607
p: 919-829-0328 f: 919-829-0329

Site Code: NC 56
Station ID: 10
NC 56
West of Lake Rogers
Date Start: 02-Dec-14

Westbound

Start Time	Bikes	Cars & Trailer	2 Axle Long	Buses	2 Axle 6 Tire	3 Axle Single	4 Axle Single	<5 Axl Double	5 Axle Double	>6 Axl Double	<6 Axl Multi	6 Axle Multi	>6 Axl Multi	Not Classe	Total
12/03/1															
4	0	4	0	0	0	0	0	0	0	0	0	0	0	0	4
00:15	0	1	0	0	0	0	0	0	0	0	0	0	0	0	1
00:30	0	7	0	0	0	0	0	1	0	0	0	0	0	0	8
00:45	0	1	0	0	0	0	0	0	0	0	0	0	0	1	2
	0	13	0	0	0	0	0	1	0	0	0	0	0	1	15
01:00	0	3	0	0	1	0	0	0	0	0	0	0	0	1	5
01:15	0	1	1	0	0	0	0	1	0	0	0	0	0	0	3
01:30	0	3	0	0	0	0	0	0	0	0	0	0	0	0	3
01:45	0	0	0	0	0	0	0	0	0	0	0	0	0	0	0
	0	7	1	0	1	0	0	1	0	0	0	0	0	1	11
02:00	0	1	0	0	0	0	0	0	0	0	0	0	0	0	1
02:15	0	1	0	0	1	0	0	0	0	0	0	0	0	1	3
02:30	0	1	0	0	0	0	0	0	0	0	0	0	0	0	1
02:45	0	0	0	0	0	0	0	0	0	0	0	0	0	0	0
	0	3	0	0	1	0	0	0	0	0	0	0	0	1	5
03:00	0	3	0	0	0	0	0	0	0	0	0	0	0	0	3
03:15	0	1	0	0	0	0	0	0	0	0	0	0	0	0	1
03:30	0	1	0	1	0	0	0	0	0	0	0	0	0	0	2
03:45	0	4	1	0	1	0	0	0	0	0	0	0	0	0	6
	0	9	1	1	1	0	0	0	0	0	0	0	0	0	12
04:00	0	2	1	0	0	0	0	0	0	0	0	0	0	0	3
04:15	0	6	1	0	0	0	0	0	0	0	0	0	0	0	7
04:30	0	5	1	0	0	0	0	0	0	0	0	0	0	0	6
04:45	0	23	3	0	0	0	0	0	0	0	0	0	0	1	27
	0	36	6	0	0	0	0	0	0	0	0	0	0	1	43
05:00	0	12	4	0	0	0	0	1	0	0	0	0	0	0	17
05:15	0	21	6	1	0	0	0	0	0	0	0	0	0	0	28
05:30	0	35	13	0	1	0	0	0	0	0	0	0	0	3	52
05:45	0	38	12	0	2	0	0	0	0	0	0	0	0	0	52
	0	106	35	1	3	0	0	1	0	0	0	0	0	3	149
06:00	0	27	6	0	1	0	0	1	0	0	0	0	0	0	35
06:15	0	34	10	0	0	0	0	0	0	0	0	0	0	0	44
06:30	0	47	10	0	3	0	0	0	0	0	0	0	0	1	61
06:45	0	67	18	0	1	0	0	0	0	0	0	0	0	1	87
	0	175	44	0	5	0	0	1	0	0	0	0	0	2	227
07:00	0	58	16	1	4	0	0	1	0	0	0	0	0	1	81
07:15	0	73	14	0	2	0	0	0	0	0	0	0	0	0	89
07:30	0	56	23	1	2	0	0	0	0	0	0	0	0	1	83
07:45	0	102	22	0	3	0	0	1	0	0	0	0	0	2	130
	0	289	75	2	11	0	0	2	0	0	0	0	0	4	383
08:00	0	73	26	0	5	0	0	1	0	0	0	0	0	3	108
08:15	0	69	17	2	4	0	0	0	0	0	0	0	0	4	96
08:30	0	79	19	0	2	0	0	4	0	0	0	0	0	2	106
08:45	0	57	18	0	2	0	0	3	0	0	0	0	0	3	83
	0	278	80	2	13	0	0	8	0	0	0	0	0	12	393
09:00	0	47	14	2	1	1	0	4	0	0	0	0	0	2	71
09:15	0	40	20	0	7	0	0	1	0	0	0	0	0	1	69
09:30	0	38	11	0	2	0	0	0	0	0	0	0	0	1	52
09:45	0	40	14	1	0	0	0	2	0	0	0	0	0	1	58
	0	165	59	3	10	1	0	7	0	0	0	0	0	5	250
10:00	0	48	20	2	4	0	0	2	0	0	0	0	0	1	77
10:15	0	36	14	0	2	0	0	1	0	0	0	0	0	0	53
10:30	0	40	18	1	2	0	0	1	0	0	0	0	0	1	63
10:45	0	51	13	1	2	0	0	2	0	0	0	0	0	1	70
	0	175	65	4	10	0	0	6	0	0	0	0	0	3	263
11:00	0	44	17	0	1	0	0	3	0	0	0	0	0	3	68
11:15	0	41	12	1	5	0	0	1	0	0	0	0	0	0	60
11:30	0	34	18	0	2	0	0	0	0	0	0	0	0	3	57
11:45	0	50	14	0	2	0	0	1	0	0	0	0	0	0	67
	0	169	61	1	10	0	0	5	0	0	0	0	0	6	252
Total	0	1425	427	14	65	1	0	32	0	0	0	0	0	39	2003
Percent	0.0%	71.1%	21.3%	0.7%	3.2%	0.0%	0.0%	1.6%	0.0%	0.0%	0.0%	0.0%	0.0%	1.9%	

VHB Engineering NC, PC

4000 WestChase Boulevard, Suite 530
Raleigh, NC 27607
p: 919-829-0328 f: 919-829-0329

Site Code: NC 56
Station ID: 10
NC 56
West of Lake Rogers
Date Start: 02-Dec-14

Westbound

Start Time	Bikes	Cars & Trailer	2 Axle Long	Buses	2 Axle 6 Tire	3 Axle Single	4 Axle Single	<5 Axl Double	5 Axle Double	>6 Axl Double	<6 Axl Multi	6 Axle Multi	>6 Axl Multi	Not Classe	Total
12 PM	0	42	23	0	6	0	0	3	0	0	0	0	0	4	78
12:15	0	40	17	0	7	0	0	1	0	0	0	0	0	3	68
12:30	0	40	18	0	10	0	0	3	0	0	0	0	0	3	74
12:45	0	32	22	0	9	0	0	2	0	0	0	0	0	1	66
	0	154	80	0	32	0	0	9	0	0	0	0	0	11	286
13:00	0	41	23	0	3	0	0	0	0	0	0	0	0	3	70
13:15	0	43	10	0	10	0	0	0	0	0	0	0	0	2	65
13:30	0	36	20	0	8	0	0	1	0	0	0	0	0	5	70
13:45	0	33	23	0	4	0	0	2	0	0	0	0	0	2	64
	0	153	76	0	25	0	0	3	0	0	0	0	0	12	269
14:00	0	47	15	0	5	0	0	1	0	0	0	0	0	4	72
14:15	0	63	12	2	1	0	0	0	0	0	0	0	0	4	82
14:30	0	46	20	0	4	0	0	0	0	0	0	0	0	1	71
14:45	0	44	26	1	5	0	0	1	0	0	0	0	0	1	78
	0	200	73	3	15	0	0	2	0	0	0	0	0	10	303
15:00	0	39	17	1	7	0	0	1	0	0	0	0	0	5	70
15:15	0	35	14	0	3	0	0	1	0	0	0	0	0	1	54
15:30	0	45	20	0	4	0	0	0	0	0	0	0	0	3	72
15:45	0	54	28	1	5	0	0	0	0	0	0	0	0	3	91
	0	173	79	2	19	0	0	2	0	0	0	0	0	12	287
16:00	0	50	23	0	4	0	0	1	0	0	0	0	0	4	82
16:15	0	32	19	0	5	0	0	0	0	0	0	0	0	4	60
16:30	0	47	23	0	2	0	0	1	0	0	0	0	0	2	75
16:45	0	47	18	0	6	0	0	0	0	0	0	0	0	7	78
	0	176	83	0	17	0	0	2	0	0	0	0	0	17	295
17:00	0	61	10	0	2	0	0	1	0	0	0	0	0	4	78
17:15	0	61	20	0	6	0	0	0	0	0	0	0	0	4	91
17:30	0	47	25	0	7	0	0	0	0	0	0	0	0	2	81
17:45	0	48	14	0	5	0	0	1	0	0	0	0	0	5	73
	0	217	69	0	20	0	0	2	0	0	0	0	0	15	323
18:00	0	48	19	0	4	0	0	0	0	0	0	0	0	1	72
18:15	0	54	12	0	4	0	0	0	0	0	0	0	0	4	74
18:30	0	33	13	1	7	0	0	1	0	0	0	0	0	1	56
18:45	0	40	17	0	6	0	0	2	0	0	0	0	0	0	65
	0	175	61	1	21	0	0	3	0	0	0	0	0	6	267
19:00	0	32	10	1	6	0	0	0	0	0	0	0	0	0	49
19:15	0	22	15	0	1	0	0	0	0	0	0	0	0	1	39
19:30	0	25	4	0	5	0	0	0	0	0	0	0	0	1	35
19:45	0	26	12	0	5	0	0	0	0	0	0	0	0	3	46
	0	105	41	1	17	0	0	0	0	0	0	0	0	5	169
20:00	0	29	10	0	1	0	0	0	0	0	0	0	0	0	40
20:15	0	22	8	0	0	0	0	0	0	0	0	0	0	1	31
20:30	0	20	5	0	3	0	0	0	0	0	0	0	0	1	29
20:45	0	21	8	0	2	0	0	0	0	0	0	0	0	0	31
	0	92	31	0	6	0	0	0	0	0	0	0	0	2	131
21:00	0	19	3	0	1	0	0	0	0	0	0	0	0	0	23
21:15	0	9	5	0	1	0	0	0	0	0	0	0	0	2	17
21:30	0	18	3	0	4	0	0	0	0	0	0	0	0	0	25
21:45	0	17	2	0	0	0	0	0	0	0	0	0	0	0	19
	0	63	13	0	6	0	0	0	0	0	0	0	0	2	84
22:00	0	13	1	0	0	0	0	0	0	0	0	0	0	0	14
22:15	0	7	2	0	0	0	0	1	0	0	0	0	0	0	10
22:30	0	17	5	0	2	0	0	0	0	0	0	0	0	0	24
22:45	0	11	0	0	0	0	0	0	0	0	0	0	0	0	11
	0	48	8	0	2	0	0	1	0	0	0	0	0	0	59
23:00	0	6	3	0	0	0	0	0	0	0	0	0	0	1	10
23:15	0	5	2	0	0	0	0	0	0	0	0	0	0	0	7
23:30	0	14	2	0	0	0	0	0	0	0	0	0	0	0	16
23:45	0	3	2	0	1	0	0	0	0	0	0	0	0	0	6
	0	28	9	0	1	0	0	0	0	0	0	0	0	1	39
Total	0	1584	623	7	181	0	0	24	0	0	0	0	0	93	2512
Percent	0.0%	63.1%	24.8%	0.3%	7.2%	0.0%	0.0%	1.0%	0.0%	0.0%	0.0%	0.0%	0.0%	3.7%	

VHB Engineering NC, PC

4000 WestChase Boulevard, Suite 530
Raleigh, NC 27607
p: 919-829-0328 f: 919-829-0329

Site Code: NC 56
Station ID: 10
NC 56
West of Lake Rogers
Date Start: 02-Dec-14

Westbound

Start Time	Bikes	Cars & Trailer	2 Axle Long	Buses	2 Axle 6 Tire	3 Axle Single	4 Axle Single	<5 Axl Double	5 Axle Double	>6 Axl Double	<6 Axl Multi	6 Axle Multi	>6 Axl Multi	Not Classe	Total
12/04/1															
4	0	2	0	0	0	0	0	0	0	0	0	0	0	0	2
00:15	0	6	1	0	0	0	0	0	0	0	0	0	0	0	7
00:30	0	5	0	0	1	0	0	0	0	0	0	0	0	0	6
00:45	0	3	1	0	0	0	0	0	0	0	0	0	0	0	4
	0	16	2	0	1	0	0	0	0	0	0	0	0	0	19
01:00	0	1	0	0	0	0	0	0	0	0	0	0	0	0	1
01:15	0	1	0	0	0	0	0	0	0	0	0	0	0	0	1
01:30	0	0	0	0	0	0	0	0	0	0	0	0	0	0	0
01:45	0	2	0	0	0	0	0	0	0	0	0	0	0	0	2
	0	4	0	0	0	0	0	0	0	0	0	0	0	0	4
02:00	0	5	0	0	0	0	0	0	0	0	0	0	0	0	5
02:15	0	4	0	0	0	0	0	0	0	0	0	0	0	0	4
02:30	0	2	0	0	0	0	0	0	0	0	0	0	0	0	2
02:45	0	1	1	0	0	0	0	0	0	0	0	0	0	0	2
	0	12	1	0	0	0	0	0	0	0	0	0	0	0	13
03:00	0	0	0	0	1	0	0	0	0	0	0	0	0	0	1
03:15	0	1	0	1	0	0	0	0	0	0	0	0	0	0	2
03:30	0	1	0	0	0	0	0	0	0	0	0	0	0	0	1
03:45	0	2	2	0	1	0	0	0	0	0	0	0	0	0	5
	0	4	2	1	2	0	0	0	0	0	0	0	0	0	9
04:00	0	3	1	0	0	0	0	0	0	0	0	0	0	1	5
04:15	0	2	0	0	0	0	0	0	0	0	0	0	0	0	2
04:30	0	10	1	0	0	0	0	0	0	0	0	0	0	0	11
04:45	0	14	6	0	0	0	0	0	0	0	0	0	0	0	20
	0	29	8	0	0	0	0	0	0	0	0	0	0	1	38
05:00	0	11	1	0	1	0	0	0	0	0	0	0	0	0	13
05:15	0	10	4	0	0	0	0	0	0	0	0	0	0	0	14
05:30	0	27	9	0	4	0	0	0	0	0	0	0	0	2	42
05:45	0	39	10	0	3	0	0	0	0	0	0	0	0	0	52
	0	87	24	0	8	0	0	0	0	0	0	0	0	2	121
06:00	0	24	8	1	4	0	0	0	0	0	0	0	0	0	37
06:15	0	29	11	0	4	0	0	0	0	0	0	0	0	0	44
06:30	0	36	5	0	4	0	0	1	0	0	0	0	0	1	47
06:45	0	47	19	0	4	1	0	3	0	0	0	0	0	1	75
	0	136	43	1	16	1	0	4	0	0	0	0	0	2	203
07:00	0	41	13	0	4	0	0	0	0	0	0	0	0	3	61
07:15	0	72	16	2	3	0	0	0	0	0	0	0	0	0	93
07:30	0	74	18	2	8	0	0	0	0	0	0	0	0	3	105
07:45	0	93	25	0	7	0	0	5	0	0	0	0	0	5	135
	0	280	72	4	22	0	0	5	0	0	0	0	0	11	394
08:00	0	79	18	0	2	0	0	2	0	0	0	0	0	1	102
08:15	0	58	24	2	7	0	0	4	0	0	0	0	0	3	98
08:30	0	55	16	1	9	0	0	2	0	0	0	0	0	3	86
08:45	0	37	16	0	8	0	0	1	0	0	0	0	0	3	65
	0	229	74	3	26	0	0	9	0	0	0	0	0	10	351
09:00	0	45	16	0	7	0	0	2	0	0	0	0	0	0	70
09:15	0	44	12	1	1	0	0	1	0	0	0	0	0	2	61
09:30	0	34	23	2	6	0	0	2	0	0	0	0	0	1	68
09:45	0	38	15	1	6	0	0	3	0	0	0	0	0	1	64
	0	161	66	4	20	0	0	8	0	0	0	0	0	4	263
10:00	0	45	18	0	3	0	0	0	0	0	0	0	0	0	66
10:15	0	41	21	0	7	0	0	0	0	0	0	0	0	2	71
10:30	0	40	22	0	5	0	0	4	0	0	0	0	0	2	73
10:45	0	42	15	1	7	0	0	1	0	0	0	0	0	2	68
	0	168	76	1	22	0	0	5	0	0	0	0	0	6	278
11:00	0	37	18	0	2	0	0	2	0	0	0	0	0	0	59
11:15	0	39	15	1	7	0	0	0	0	0	0	0	0	3	65
11:30	0	41	21	0	9	0	0	1	0	0	0	0	0	3	75
11:45	0	48	27	0	11	0	0	0	0	0	0	0	0	0	86
	0	165	81	1	29	0	0	3	0	0	0	0	0	6	285
Total	0	1291	449	15	146	1	0	34	0	0	0	0	0	42	1978
Percent	0.0%	65.3%	22.7%	0.8%	7.4%	0.1%	0.0%	1.7%	0.0%	0.0%	0.0%	0.0%	0.0%	2.1%	

VHB Engineering NC, PC

4000 WestChase Boulevard, Suite 530
Raleigh, NC 27607
p: 919-829-0328 f: 919-829-0329

Site Code: NC 56
Station ID: 10
NC 56
West of Lake Rogers
Date Start: 02-Dec-14

Westbound

Start Time	Bikes	Cars & Trailer	2 Axle Long	Buses	2 Axle 6 Tire	3 Axle Single	4 Axle Single	<5 Axl Double	5 Axle Double	>6 Axl Double	<6 Axl Multi	6 Axle Multi	>6 Axl Multi	Not Classe	Total
12 PM	0	52	17	0	5	0	0	0	0	0	0	0	0	3	77
12:15	0	53	23	0	4	0	0	0	0	0	0	0	0	6	86
12:30	0	54	14	1	8	0	0	1	0	0	0	0	0	5	83
12:45	0	39	20	0	8	0	0	3	0	0	0	0	0	1	71
	0	198	74	1	25	0	0	4	0	0	0	0	0	15	317
13:00	0	40	17	1	2	0	0	0	0	0	0	0	0	3	63
13:15	0	47	20	0	3	0	0	1	0	0	0	0	0	2	73
13:30	0	38	14	0	8	0	0	1	0	0	0	0	0	2	63
13:45	0	38	17	0	9	0	0	2	0	0	0	0	0	2	68
	0	163	68	1	22	0	0	4	0	0	0	0	0	9	267
14:00	0	56	22	0	4	0	0	1	0	0	0	0	0	2	85
14:15	0	46	24	0	6	0	0	1	0	0	0	0	0	3	80
14:30	0	44	10	0	6	0	0	2	0	0	0	0	0	4	66
14:45	0	36	19	1	8	0	0	1	0	0	0	0	0	3	68
	0	182	75	1	24	0	0	5	0	0	0	0	0	12	299
15:00	0	38	25	1	8	0	0	3	0	0	0	0	0	2	77
15:15	1	40	20	1	11	0	0	1	0	0	0	0	0	3	77
15:30	0	33	19	1	4	0	0	1	0	0	0	0	0	3	61
15:45	0	48	22	0	10	0	0	2	0	0	0	0	0	3	85
	1	159	86	3	33	0	0	7	0	0	0	0	0	11	300
16:00	*	*	*	*	*	*	*	*	*	*	*	*	*	*	*
16:15	*	*	*	*	*	*	*	*	*	*	*	*	*	*	*
16:30	*	*	*	*	*	*	*	*	*	*	*	*	*	*	*
16:45	*	*	*	*	*	*	*	*	*	*	*	*	*	*	*
	0	0	0	0	0	0	0	0	0	0	0	0	0	0	0
17:00	*	*	*	*	*	*	*	*	*	*	*	*	*	*	*
17:15	*	*	*	*	*	*	*	*	*	*	*	*	*	*	*
17:30	*	*	*	*	*	*	*	*	*	*	*	*	*	*	*
17:45	*	*	*	*	*	*	*	*	*	*	*	*	*	*	*
	0	0	0	0	0	0	0	0	0	0	0	0	0	0	0
18:00	*	*	*	*	*	*	*	*	*	*	*	*	*	*	*
18:15	*	*	*	*	*	*	*	*	*	*	*	*	*	*	*
18:30	*	*	*	*	*	*	*	*	*	*	*	*	*	*	*
18:45	*	*	*	*	*	*	*	*	*	*	*	*	*	*	*
	0	0	0	0	0	0	0	0	0	0	0	0	0	0	0
19:00	*	*	*	*	*	*	*	*	*	*	*	*	*	*	*
19:15	*	*	*	*	*	*	*	*	*	*	*	*	*	*	*
19:30	*	*	*	*	*	*	*	*	*	*	*	*	*	*	*
19:45	*	*	*	*	*	*	*	*	*	*	*	*	*	*	*
	0	0	0	0	0	0	0	0	0	0	0	0	0	0	0
20:00	*	*	*	*	*	*	*	*	*	*	*	*	*	*	*
20:15	*	*	*	*	*	*	*	*	*	*	*	*	*	*	*
20:30	*	*	*	*	*	*	*	*	*	*	*	*	*	*	*
20:45	*	*	*	*	*	*	*	*	*	*	*	*	*	*	*
	0	0	0	0	0	0	0	0	0	0	0	0	0	0	0
21:00	*	*	*	*	*	*	*	*	*	*	*	*	*	*	*
21:15	*	*	*	*	*	*	*	*	*	*	*	*	*	*	*
21:30	*	*	*	*	*	*	*	*	*	*	*	*	*	*	*
21:45	*	*	*	*	*	*	*	*	*	*	*	*	*	*	*
	0	0	0	0	0	0	0	0	0	0	0	0	0	0	0
22:00	*	*	*	*	*	*	*	*	*	*	*	*	*	*	*
22:15	*	*	*	*	*	*	*	*	*	*	*	*	*	*	*
22:30	*	*	*	*	*	*	*	*	*	*	*	*	*	*	*
22:45	*	*	*	*	*	*	*	*	*	*	*	*	*	*	*
	0	0	0	0	0	0	0	0	0	0	0	0	0	0	0
23:00	*	*	*	*	*	*	*	*	*	*	*	*	*	*	*
23:15	*	*	*	*	*	*	*	*	*	*	*	*	*	*	*
23:30	*	*	*	*	*	*	*	*	*	*	*	*	*	*	*
23:45	*	*	*	*	*	*	*	*	*	*	*	*	*	*	*
	0	0	0	0	0	0	0	0	0	0	0	0	0	0	0
Total	1	702	303	6	104	0	0	20	0	0	0	0	0	47	1183
Percent	0.1%	59.3%	25.6%	0.5%	8.8%	0.0%	0.0%	1.7%	0.0%	0.0%	0.0%	0.0%	0.0%	4.0%	
Grand Total	1	5933	2055	44	516	2	0	126	0	0	0	0	0	260	8937
Percent	0.0%	66.4%	23.0%	0.5%	5.8%	0.0%	0.0%	1.4%	0.0%	0.0%	0.0%	0.0%	0.0%	2.9%	

VHB Engineering NC, PC

4000 WestChase Boulevard, Suite 530
Raleigh, NC 27607
p: 919-829-0328 f: 919-829-0329

Site Code: NC 56
Station ID: 10
NC 56
West of Lake Rogers
Date Start: 02-Dec-14

Eastbound, Westbound

Start Time	Bikes	Cars & Trailer	2 Axle Long	Buses	2 Axle 6 Tire	3 Axle Single	4 Axle Single	<5 Axl Double	5 Axle Double	>6 Axl Double	<6 Axl Multi	6 Axle Multi	>6 Axl Multi	Not Classe	Total
12/02/14	*	*	*	*	*	*	*	*	*	*	*	*	*	*	*
00:15	*	*	*	*	*	*	*	*	*	*	*	*	*	*	*
00:30	*	*	*	*	*	*	*	*	*	*	*	*	*	*	*
00:45	*	*	*	*	*	*	*	*	*	*	*	*	*	*	*
	0	0	0	0	0	0	0	0	0	0	0	0	0	0	0
01:00	*	*	*	*	*	*	*	*	*	*	*	*	*	*	*
01:15	*	*	*	*	*	*	*	*	*	*	*	*	*	*	*
01:30	*	*	*	*	*	*	*	*	*	*	*	*	*	*	*
01:45	*	*	*	*	*	*	*	*	*	*	*	*	*	*	*
	0	0	0	0	0	0	0	0	0	0	0	0	0	0	0
02:00	*	*	*	*	*	*	*	*	*	*	*	*	*	*	*
02:15	*	*	*	*	*	*	*	*	*	*	*	*	*	*	*
02:30	*	*	*	*	*	*	*	*	*	*	*	*	*	*	*
02:45	*	*	*	*	*	*	*	*	*	*	*	*	*	*	*
	0	0	0	0	0	0	0	0	0	0	0	0	0	0	0
03:00	*	*	*	*	*	*	*	*	*	*	*	*	*	*	*
03:15	*	*	*	*	*	*	*	*	*	*	*	*	*	*	*
03:30	*	*	*	*	*	*	*	*	*	*	*	*	*	*	*
03:45	*	*	*	*	*	*	*	*	*	*	*	*	*	*	*
	0	0	0	0	0	0	0	0	0	0	0	0	0	0	0
04:00	*	*	*	*	*	*	*	*	*	*	*	*	*	*	*
04:15	*	*	*	*	*	*	*	*	*	*	*	*	*	*	*
04:30	*	*	*	*	*	*	*	*	*	*	*	*	*	*	*
04:45	*	*	*	*	*	*	*	*	*	*	*	*	*	*	*
	0	0	0	0	0	0	0	0	0	0	0	0	0	0	0
05:00	*	*	*	*	*	*	*	*	*	*	*	*	*	*	*
05:15	*	*	*	*	*	*	*	*	*	*	*	*	*	*	*
05:30	*	*	*	*	*	*	*	*	*	*	*	*	*	*	*
05:45	*	*	*	*	*	*	*	*	*	*	*	*	*	*	*
	0	0	0	0	0	0	0	0	0	0	0	0	0	0	0
06:00	*	*	*	*	*	*	*	*	*	*	*	*	*	*	*
06:15	*	*	*	*	*	*	*	*	*	*	*	*	*	*	*
06:30	*	*	*	*	*	*	*	*	*	*	*	*	*	*	*
06:45	*	*	*	*	*	*	*	*	*	*	*	*	*	*	*
	0	0	0	0	0	0	0	0	0	0	0	0	0	0	0
07:00	*	*	*	*	*	*	*	*	*	*	*	*	*	*	*
07:15	*	*	*	*	*	*	*	*	*	*	*	*	*	*	*
07:30	*	*	*	*	*	*	*	*	*	*	*	*	*	*	*
07:45	*	*	*	*	*	*	*	*	*	*	*	*	*	*	*
	0	0	0	0	0	0	0	0	0	0	0	0	0	0	0
08:00	*	*	*	*	*	*	*	*	*	*	*	*	*	*	*
08:15	*	*	*	*	*	*	*	*	*	*	*	*	*	*	*
08:30	*	*	*	*	*	*	*	*	*	*	*	*	*	*	*
08:45	*	*	*	*	*	*	*	*	*	*	*	*	*	*	*
	0	0	0	0	0	0	0	0	0	0	0	0	0	0	0
09:00	*	*	*	*	*	*	*	*	*	*	*	*	*	*	*
09:15	*	*	*	*	*	*	*	*	*	*	*	*	*	*	*
09:30	*	*	*	*	*	*	*	*	*	*	*	*	*	*	*
09:45	*	*	*	*	*	*	*	*	*	*	*	*	*	*	*
	0	0	0	0	0	0	0	0	0	0	0	0	0	0	0
10:00	*	*	*	*	*	*	*	*	*	*	*	*	*	*	*
10:15	*	*	*	*	*	*	*	*	*	*	*	*	*	*	*
10:30	*	*	*	*	*	*	*	*	*	*	*	*	*	*	*
10:45	*	*	*	*	*	*	*	*	*	*	*	*	*	*	*
	0	0	0	0	0	0	0	0	0	0	0	0	0	0	0
11:00	*	*	*	*	*	*	*	*	*	*	*	*	*	*	*
11:15	*	*	*	*	*	*	*	*	*	*	*	*	*	*	*
11:30	*	*	*	*	*	*	*	*	*	*	*	*	*	*	*
11:45	*	*	*	*	*	*	*	*	*	*	*	*	*	*	*
	0	0	0	0	0	0	0	0	0	0	0	0	0	0	0
Total	0	0	0	0	0	0	0	0	0	0	0	0	0	0	0
Percent	0.0%	0.0%	0.0%	0.0%	0.0%	0.0%	0.0%	0.0%	0.0%	0.0%	0.0%	0.0%	0.0%	0.0%	

VHB Engineering NC, PC

4000 WestChase Boulevard, Suite 530
Raleigh, NC 27607
p: 919-829-0328 f: 919-829-0329

Site Code: NC 56
Station ID: 10
NC 56
West of Lake Rogers
Date Start: 02-Dec-14

Eastbound, Westbound

Start Time	Bikes	Cars & Trailer	2 Axle Long	Buses	2 Axle 6 Tire	3 Axle Single	4 Axle Single	<5 Axl Double	5 Axle Double	>6 Axl Double	<6 Axl Multi	6 Axle Multi	>6 Axl Multi	Not Classe	Total
12 PM	*	*	*	*	*	*	*	*	*	*	*	*	*	*	*
12:15	*	*	*	*	*	*	*	*	*	*	*	*	*	*	*
12:30	*	*	*	*	*	*	*	*	*	*	*	*	*	*	*
12:45	*	*	*	*	*	*	*	*	*	*	*	*	*	*	*
	0	0	0	0	0	0	0	0	0	0	0	0	0	0	0
13:00	*	*	*	*	*	*	*	*	*	*	*	*	*	*	*
13:15	*	*	*	*	*	*	*	*	*	*	*	*	*	*	*
13:30	*	*	*	*	*	*	*	*	*	*	*	*	*	*	*
13:45	*	*	*	*	*	*	*	*	*	*	*	*	*	*	*
	0	0	0	0	0	0	0	0	0	0	0	0	0	0	0
14:00	*	*	*	*	*	*	*	*	*	*	*	*	*	*	*
14:15	*	*	*	*	*	*	*	*	*	*	*	*	*	*	*
14:30	*	*	*	*	*	*	*	*	*	*	*	*	*	*	*
14:45	*	*	*	*	*	*	*	*	*	*	*	*	*	*	*
	0	0	0	0	0	0	0	0	0	0	0	0	0	0	0
15:00	*	*	*	*	*	*	*	*	*	*	*	*	*	*	*
15:15	*	*	*	*	*	*	*	*	*	*	*	*	*	*	*
15:30	*	*	*	*	*	*	*	*	*	*	*	*	*	*	*
15:45	*	*	*	*	*	*	*	*	*	*	*	*	*	*	*
	0	0	0	0	0	0	0	0	0	0	0	0	0	0	0
16:00	0	142	39	2	3	0	0	3	0	0	0	0	0	3	192
16:15	0	141	44	0	2	0	0	3	0	0	0	0	0	10	200
16:30	0	139	37	1	4	0	0	1	0	0	0	0	0	7	189
16:45	0	121	51	0	5	0	0	4	0	0	0	0	0	13	194
	0	543	171	3	14	0	0	11	0	0	0	0	0	33	775
17:00	0	125	38	0	2	0	0	4	0	0	0	0	0	11	180
17:15	0	163	33	0	4	0	0	3	0	0	0	0	0	4	207
17:30	0	137	30	0	5	0	0	1	0	0	0	0	0	7	180
17:45	0	129	25	0	2	0	0	1	0	0	0	0	0	7	164
	0	554	126	0	13	0	0	9	0	0	0	0	0	29	731
18:00	0	107	29	0	4	0	0	0	0	0	0	0	0	5	145
18:15	0	121	30	0	0	0	0	0	0	0	0	0	0	1	152
18:30	0	85	25	0	2	0	0	1	0	0	0	0	0	4	117
18:45	0	97	26	0	2	0	0	2	0	0	0	0	0	5	132
	0	410	110	0	8	0	0	3	0	0	0	0	0	15	546
19:00	0	90	24	0	3	0	0	0	0	0	0	0	0	1	118
19:15	0	61	31	0	5	0	0	1	0	0	0	0	0	2	100
19:30	0	63	19	0	1	0	0	1	0	0	0	0	0	2	86
19:45	0	68	14	1	1	0	0	1	0	0	0	0	0	1	86
	0	282	88	1	10	0	0	3	0	0	0	0	0	6	390
20:00	0	57	14	0	0	0	0	0	0	0	0	0	0	4	75
20:15	0	47	20	0	3	0	0	1	0	0	0	0	0	1	72
20:30	0	42	14	0	0	0	0	1	0	0	0	0	0	0	57
20:45	0	33	2	0	0	0	0	1	0	0	0	0	0	0	36
	0	179	50	0	3	0	0	3	0	0	0	0	0	5	240
21:00	0	35	9	0	1	0	0	1	0	0	0	0	0	1	47
21:15	0	34	3	0	0	0	0	2	0	0	0	0	0	0	39
21:30	0	30	10	0	1	0	0	0	0	0	0	0	0	0	41
21:45	0	28	6	0	0	0	0	0	0	0	0	0	0	1	35
	0	127	28	0	2	0	0	3	0	0	0	0	0	2	162
22:00	0	22	5	0	2	0	0	0	0	0	0	0	0	1	30
22:15	0	28	4	0	0	0	0	0	0	0	0	0	0	0	32
22:30	0	33	6	0	0	0	0	1	0	0	0	0	0	0	40
22:45	0	28	2	0	0	0	0	0	0	0	0	0	0	0	30
	0	111	17	0	2	0	0	1	0	0	0	0	0	1	132
23:00	0	38	5	0	0	0	0	0	0	0	0	0	0	0	43
23:15	0	22	1	0	0	0	0	1	0	0	0	0	0	0	24
23:30	0	16	0	0	0	0	0	1	0	0	0	0	0	0	17
23:45	0	12	1	0	0	0	0	0	0	0	0	0	0	0	13
	0	88	7	0	0	0	0	2	0	0	0	0	0	0	97
Total	0	2294	597	4	52	0	0	35	0	0	0	0	0	91	3073
Percent	0.0%	74.7%	19.4%	0.1%	1.7%	0.0%	0.0%	1.1%	0.0%	0.0%	0.0%	0.0%	0.0%	3.0%	

VHB Engineering NC, PC

4000 WestChase Boulevard, Suite 530
Raleigh, NC 27607
p: 919-829-0328 f: 919-829-0329

Site Code: NC 56
Station ID: 10
NC 56
West of Lake Rogers
Date Start: 02-Dec-14

Eastbound, Westbound

Start Time	Bikes	Cars & Trailer	2 Axle Long	Buses	2 Axle 6 Tire	3 Axle Single	4 Axle Single	<5 Axl Double	5 Axle Double	>6 Axl Double	<6 Axl Multi	6 Axle Multi	>6 Axl Multi	Not Classe	Total
12/03/1															
4	0	7	2	0	0	0	0	0	0	0	0	0	0	1	10
00:15	0	8	1	0	0	0	0	0	0	0	0	0	0	0	9
00:30	0	12	2	0	0	0	0	1	0	0	0	0	0	0	15
00:45	0	2	1	0	0	0	0	0	0	0	0	0	0	1	4
	0	29	6	0	0	0	0	1	0	0	0	0	0	2	38
01:00	0	5	1	0	1	0	0	0	0	0	0	0	0	1	8
01:15	0	6	3	0	0	0	0	1	0	0	0	0	0	0	10
01:30	0	4	0	0	0	0	0	0	0	0	0	0	0	0	4
01:45	0	1	0	0	0	0	0	0	0	0	0	0	0	0	1
	0	16	4	0	1	0	0	1	0	0	0	0	0	1	23
02:00	0	1	0	0	0	0	0	0	0	0	0	0	0	0	1
02:15	0	3	1	0	1	0	0	1	0	0	0	0	0	1	7
02:30	0	5	1	1	0	0	0	0	0	0	0	0	0	0	7
02:45	0	3	5	0	0	0	0	1	0	0	0	0	0	0	9
	0	12	7	1	1	0	0	2	0	0	0	0	0	1	24
03:00	0	6	3	0	0	0	0	0	0	0	0	0	0	0	9
03:15	0	3	3	0	0	0	0	0	0	0	0	0	0	0	6
03:30	0	6	2	1	1	0	0	0	0	0	0	0	0	0	10
03:45	0	4	2	0	1	0	0	0	0	0	0	0	0	0	7
	0	19	10	1	2	0	0	0	0	0	0	0	0	0	32
04:00	0	4	1	0	0	0	0	0	0	0	0	0	0	0	5
04:15	0	8	2	0	0	0	0	0	0	0	0	0	0	0	10
04:30	0	6	2	0	0	0	0	0	0	0	0	0	0	0	8
04:45	0	25	3	0	0	0	0	0	0	0	0	0	0	1	29
	0	43	8	0	0	0	0	0	0	0	0	0	0	1	52
05:00	0	15	6	0	0	0	0	1	0	0	0	0	0	0	22
05:15	0	28	8	1	0	0	0	0	0	0	0	0	0	0	37
05:30	0	41	14	0	1	0	0	1	0	0	0	0	0	3	60
05:45	0	45	12	0	2	0	0	0	0	0	0	0	0	0	59
	0	129	40	1	3	0	0	2	0	0	0	0	0	3	178
06:00	0	39	12	1	2	0	0	1	0	0	0	0	0	0	55
06:15	0	46	13	0	1	0	0	1	0	0	0	0	0	1	62
06:30	0	64	15	0	6	0	0	1	0	0	0	0	0	3	89
06:45	0	88	20	0	1	0	0	2	0	0	0	0	0	3	114
	0	237	60	1	10	0	0	5	0	0	0	0	0	7	320
07:00	0	108	29	3	6	0	0	4	0	0	0	0	0	1	151
07:15	0	104	24	1	4	0	0	5	0	0	0	0	0	1	139
07:30	0	86	31	2	5	0	0	3	0	0	0	0	0	2	129
07:45	0	138	36	1	4	0	0	1	0	0	0	0	0	5	185
	0	436	120	7	19	0	0	13	0	0	0	0	0	9	604
08:00	0	119	37	0	7	0	0	3	0	0	0	0	0	4	170
08:15	0	112	36	2	6	0	0	0	0	0	0	0	0	6	162
08:30	0	103	33	1	6	0	0	4	0	0	0	0	0	2	149
08:45	0	86	35	2	2	0	0	3	0	0	0	0	0	4	132
	0	420	141	5	21	0	0	10	0	0	0	0	0	16	613
09:00	0	74	26	2	1	1	0	5	0	0	0	0	0	6	115
09:15	0	71	33	1	10	0	0	4	0	0	0	0	0	2	121
09:30	0	74	22	2	7	0	0	2	0	0	0	0	0	2	109
09:45	0	69	24	1	2	0	0	2	0	0	0	0	0	3	101
	0	288	105	6	20	1	0	13	0	0	0	0	0	13	446
10:00	0	78	30	3	5	0	0	4	0	0	0	0	0	5	125
10:15	0	66	33	1	4	0	0	2	0	0	0	0	0	0	106
10:30	0	60	36	1	7	0	0	2	0	0	0	0	0	1	107
10:45	0	79	16	2	5	0	0	5	0	0	0	0	0	4	111
	0	283	115	7	21	0	0	13	0	0	0	0	0	10	449
11:00	0	92	31	0	3	0	0	4	0	0	0	0	0	5	135
11:15	0	80	27	1	9	0	0	2	0	0	0	0	0	0	119
11:30	0	70	33	2	4	0	0	0	0	0	0	0	0	4	113
11:45	0	85	27	0	5	0	0	1	0	0	0	0	0	3	121
	0	327	118	3	21	0	0	7	0	0	0	0	0	12	488
Total	0	2239	734	32	119	1	0	67	0	0	0	0	0	75	3267
Percent	0.0%	68.5%	22.5%	1.0%	3.6%	0.0%	0.0%	2.1%	0.0%	0.0%	0.0%	0.0%	0.0%	2.3%	

VHB Engineering NC, PC

4000 WestChase Boulevard, Suite 530
Raleigh, NC 27607
p: 919-829-0328 f: 919-829-0329

Site Code: NC 56
Station ID: 10
NC 56
West of Lake Rogers
Date Start: 02-Dec-14

Eastbound, Westbound

Start Time	Bikes	Cars & Trailer	2 Axle Long	Buses	2 Axle 6 Tire	3 Axle Single	4 Axle Single	<5 Axl Double	5 Axle Double	>6 Axl Double	<6 Axl Multi	6 Axle Multi	>6 Axl Multi	Not Classe	Total
12 PM	0	99	37	1	8	0	0	3	0	0	0	0	0	10	158
12:15	0	98	32	0	10	0	0	2	0	0	0	0	0	5	147
12:30	0	87	35	1	13	0	0	3	0	0	0	0	0	4	143
12:45	0	73	39	0	12	0	0	2	0	0	0	0	0	5	131
	0	357	143	2	43	0	0	10	0	0	0	0	0	24	579
13:00	0	75	39	0	4	0	0	1	0	0	0	0	0	5	124
13:15	0	93	31	2	13	0	0	0	0	0	0	0	0	5	144
13:30	0	88	37	1	10	0	0	3	0	0	0	0	0	6	145
13:45	0	95	36	0	6	0	0	3	0	0	0	0	0	3	143
	0	351	143	3	33	0	0	7	0	0	0	0	0	19	556
14:00	0	96	34	0	8	0	0	2	0	0	0	0	0	6	146
14:15	0	103	28	2	5	0	0	0	0	0	0	0	0	6	144
14:30	0	99	29	0	5	0	0	0	0	0	0	0	0	2	135
14:45	0	110	42	1	6	0	0	4	0	0	0	0	0	7	170
	0	408	133	3	24	0	0	6	0	0	0	0	0	21	595
15:00	0	97	39	3	15	0	0	3	0	0	0	0	0	8	165
15:15	0	104	33	0	4	0	0	2	0	0	0	0	0	3	146
15:30	0	105	39	5	9	0	0	0	0	0	0	0	0	12	170
15:45	0	135	60	1	7	0	0	2	0	0	0	0	0	4	209
	0	441	171	9	35	0	0	7	0	0	0	0	0	27	690
16:00	0	117	48	1	6	0	0	2	0	0	0	0	0	8	182
16:15	0	123	43	0	6	0	0	2	0	0	0	0	0	7	181
16:30	0	124	43	1	8	0	0	2	0	0	0	0	0	4	182
16:45	0	138	41	0	11	0	0	1	0	0	0	0	0	9	200
	0	502	175	2	31	0	0	7	0	0	0	0	0	28	745
17:00	0	154	38	1	5	0	0	3	0	0	0	0	0	10	211
17:15	0	166	50	0	8	0	0	1	0	0	0	0	0	8	233
17:30	0	148	46	0	7	0	0	1	0	0	0	0	0	4	206
17:45	0	121	38	0	7	0	0	1	0	0	0	0	0	6	173
	0	589	172	1	27	0	0	6	0	0	0	0	0	28	823
18:00	0	117	34	0	7	0	0	0	0	0	0	0	0	2	160
18:15	0	136	30	0	5	0	0	1	0	0	0	0	0	8	180
18:30	0	108	32	1	9	0	0	1	0	0	0	0	0	2	153
18:45	0	83	32	0	7	0	0	2	1	0	0	0	0	0	125
	0	444	128	1	28	0	0	4	1	0	0	0	0	12	618
19:00	0	80	24	2	9	0	0	1	0	0	0	0	0	4	120
19:15	0	59	30	0	6	0	0	0	0	0	0	0	0	2	97
19:30	0	77	14	0	6	0	0	0	0	0	0	0	0	5	102
19:45	0	61	20	0	6	0	0	0	0	0	0	0	0	3	90
	0	277	88	2	27	0	0	1	0	0	0	0	0	14	409
20:00	0	58	19	0	1	0	0	0	0	0	0	0	0	0	78
20:15	0	60	13	0	0	0	0	0	0	0	0	0	0	2	75
20:30	0	50	13	0	5	0	0	0	0	0	0	0	0	2	70
20:45	0	52	16	0	3	0	0	0	0	0	0	0	0	0	71
	0	220	61	0	9	0	0	0	0	0	0	0	0	4	294
21:00	0	50	7	0	3	0	0	1	0	0	0	0	0	0	61
21:15	0	35	13	0	1	0	0	1	0	0	0	0	0	2	52
21:30	0	46	3	0	4	0	0	0	0	0	0	0	0	2	55
21:45	0	32	5	0	0	0	0	0	0	0	0	0	0	0	37
	0	163	28	0	8	0	0	2	0	0	0	0	0	4	205
22:00	0	27	2	0	1	0	0	0	0	0	0	0	0	0	30
22:15	0	21	3	0	1	0	0	1	0	0	0	0	0	0	26
22:30	0	24	8	0	2	0	0	0	0	0	0	0	0	0	34
22:45	0	21	3	0	0	0	0	0	0	0	0	0	0	0	24
	0	93	16	0	4	0	0	1	0	0	0	0	0	0	114
23:00	0	52	5	0	0	0	0	0	0	0	0	0	0	1	58
23:15	0	23	3	0	0	0	0	0	0	0	0	0	0	0	26
23:30	0	33	3	0	0	0	0	1	0	0	0	0	0	0	37
23:45	0	20	3	0	1	0	0	0	0	0	0	0	0	0	24
	0	128	14	0	1	0	0	1	0	0	0	0	0	1	145
Total	0	3973	1272	23	270	0	0	52	1	0	0	0	0	182	5773
Percent	0.0%	68.8%	22.0%	0.4%	4.7%	0.0%	0.0%	0.9%	0.0%	0.0%	0.0%	0.0%	0.0%	3.2%	

VHB Engineering NC, PC

4000 WestChase Boulevard, Suite 530
Raleigh, NC 27607
p: 919-829-0328 f: 919-829-0329

Site Code: NC 56
Station ID: 10
NC 56
West of Lake Rogers
Date Start: 02-Dec-14

Eastbound, Westbound

Start Time	Bikes	Cars & Trailer	2 Axle Long	Buses	2 Axle 6 Tire	3 Axle Single	4 Axle Single	<5 Axl Double	5 Axle Double	>6 Axl Double	<6 Axl Multi	6 Axle Multi	>6 Axl Multi	Not Classe	Total
12/04/1															
4	0	11	0	0	0	0	0	0	0	0	0	0	0	0	11
00:15	0	18	3	0	0	0	0	0	0	0	0	0	0	0	21
00:30	0	10	2	0	1	0	0	0	0	0	0	0	0	0	13
00:45	0	6	3	1	0	0	0	0	0	0	0	0	0	0	10
	0	45	8	1	1	0	0	0	0	0	0	0	0	0	55
01:00	0	3	0	0	0	0	0	0	0	0	0	0	0	0	3
01:15	0	2	0	0	0	0	0	0	0	0	0	0	0	0	2
01:30	0	3	0	0	0	0	0	0	0	0	0	0	0	0	3
01:45	0	2	0	0	0	0	0	0	0	0	0	0	0	1	3
	0	10	0	0	0	0	0	0	0	0	0	0	0	1	11
02:00	0	8	0	0	0	0	0	0	0	0	0	0	0	1	9
02:15	0	11	3	0	0	0	0	0	0	0	0	0	0	0	14
02:30	0	3	1	0	0	0	0	0	0	0	0	0	0	0	4
02:45	0	3	2	0	0	0	0	0	0	0	0	0	0	0	5
	0	25	6	0	0	0	0	0	0	0	0	0	0	1	32
03:00	0	2	5	0	1	0	0	1	0	0	0	0	0	0	9
03:15	0	4	1	1	0	0	0	0	0	0	0	0	0	0	6
03:30	0	4	0	0	0	0	0	0	0	0	0	0	0	0	4
03:45	0	3	4	0	1	0	0	0	0	0	0	0	0	0	8
	0	13	10	1	2	0	0	1	0	0	0	0	0	0	27
04:00	0	4	1	0	0	0	0	1	0	0	0	0	0	2	8
04:15	0	5	2	0	0	0	0	0	0	0	0	0	0	0	7
04:30	0	12	2	0	0	0	0	0	0	0	0	0	0	0	14
04:45	0	14	6	0	0	0	0	1	0	0	0	0	0	0	21
	0	35	11	0	0	0	0	2	0	0	0	0	0	2	50
05:00	0	14	2	0	1	0	0	1	0	0	0	0	0	0	18
05:15	0	17	6	1	0	0	0	0	0	0	0	0	0	1	25
05:30	0	32	10	0	4	0	0	0	0	0	0	0	0	2	48
05:45	0	45	11	0	3	0	0	0	0	0	0	0	0	0	59
	0	108	29	1	8	0	0	1	0	0	0	0	0	3	150
06:00	0	37	15	2	5	0	0	0	0	0	0	0	0	1	60
06:15	0	45	14	0	5	0	0	1	0	0	0	0	0	1	66
06:30	0	57	12	0	5	0	0	2	0	0	0	0	0	2	78
06:45	0	68	26	2	4	1	0	4	0	0	0	0	0	3	108
	0	207	67	4	19	1	0	7	0	0	0	0	0	7	312
07:00	0	70	20	2	5	0	0	3	0	0	0	0	0	7	107
07:15	0	101	24	3	5	0	0	7	0	0	0	0	0	0	140
07:30	0	97	24	4	9	0	0	1	0	0	0	0	0	5	140
07:45	0	129	33	2	7	0	0	5	0	0	0	0	0	9	185
	0	397	101	11	26	0	0	16	0	0	0	0	0	21	572
08:00	0	109	38	0	4	0	0	2	0	0	0	0	0	7	160
08:15	0	111	41	2	9	0	0	4	0	0	0	0	0	8	175
08:30	0	85	29	1	12	0	0	3	0	0	0	0	0	6	136
08:45	0	68	22	0	12	0	0	1	0	0	0	0	0	5	108
	0	373	130	3	37	0	0	10	0	0	0	0	0	26	579
09:00	0	68	25	2	8	0	0	4	0	0	0	0	0	0	107
09:15	0	73	19	1	3	0	0	4	0	0	0	0	0	4	104
09:30	0	71	45	2	12	0	0	3	0	0	0	0	0	1	134
09:45	0	74	24	2	8	0	0	4	0	0	0	0	0	3	115
	0	286	113	7	31	0	0	15	0	0	0	0	0	8	460
10:00	0	65	31	0	5	0	0	3	0	0	0	0	0	0	104
10:15	0	78	26	0	10	0	0	2	0	0	0	0	0	4	120
10:30	0	74	34	1	6	0	0	4	0	0	0	0	0	2	121
10:45	0	75	35	2	11	0	0	2	0	0	0	0	0	2	127
	0	292	126	3	32	0	0	11	0	0	0	0	0	8	472
11:00	1	84	30	0	5	0	0	3	0	0	1	0	0	2	126
11:15	0	83	30	3	8	0	0	2	0	0	0	0	0	6	132
11:30	0	67	32	0	11	0	0	5	0	0	0	0	0	5	120
11:45	0	93	39	0	18	0	0	0	0	0	0	0	0	2	152
	1	327	131	3	42	0	0	10	0	0	1	0	0	15	530
Total	1	2118	732	34	198	1	0	73	0	0	1	0	0	92	3250
Percent	0.0%	65.2%	22.5%	1.0%	6.1%	0.0%	0.0%	2.2%	0.0%	0.0%	0.0%	0.0%	0.0%	2.8%	

VHB Engineering NC, PC

4000 WestChase Boulevard, Suite 530
Raleigh, NC 27607
p: 919-829-0328 f: 919-829-0329

Site Code: NC 56
Station ID: 10
NC 56
West of Lake Rogers
Date Start: 02-Dec-14

Eastbound, Westbound

Start Time	Bikes	Cars & Trailer	2 Axle Long	Buses	2 Axle 6 Tire	3 Axle Single	4 Axle Single	<5 Axl Double	5 Axle Double	>6 Axl Double	<6 Axl Multi	6 Axle Multi	>6 Axl Multi	Not Classe	Total
12 PM	0	103	30	1	8	0	0	1	0	0	0	0	0	4	147
12:15	0	100	41	0	7	0	0	3	0	0	0	0	0	7	158
12:30	0	115	38	1	10	0	0	1	0	0	0	0	0	7	172
12:45	0	85	37	1	12	0	0	4	0	0	0	0	0	2	141
	0	403	146	3	37	0	0	9	0	0	0	0	0	20	618
13:00	0	90	41	3	4	0	0	2	0	0	0	0	0	4	144
13:15	0	104	38	0	4	0	0	4	0	0	0	0	0	4	154
13:30	0	87	32	0	9	0	0	3	0	0	0	0	0	4	135
13:45	0	91	40	0	15	0	0	3	0	0	0	0	0	5	154
	0	372	151	3	32	0	0	12	0	0	0	0	0	17	587
14:00	0	111	33	0	7	0	0	3	0	0	0	0	0	6	160
14:15	0	97	37	0	10	0	0	1	0	0	0	0	0	6	151
14:30	0	104	27	2	8	0	0	2	0	0	0	0	0	5	148
14:45	0	102	38	1	10	0	0	1	0	0	0	0	0	5	157
	0	414	135	3	35	0	0	7	0	0	0	0	0	22	616
15:00	0	104	42	2	11	0	0	3	0	0	0	0	0	4	166
15:15	1	104	42	1	14	0	0	4	0	0	0	0	0	5	171
15:30	0	83	45	4	7	0	0	3	0	0	0	0	0	6	148
15:45	0	117	45	1	14	0	0	3	0	0	0	0	0	9	189
	1	408	174	8	46	0	0	13	0	0	0	0	0	24	674
16:00	*	*	*	*	*	*	*	*	*	*	*	*	*	*	*
16:15	*	*	*	*	*	*	*	*	*	*	*	*	*	*	*
16:30	*	*	*	*	*	*	*	*	*	*	*	*	*	*	*
16:45	*	*	*	*	*	*	*	*	*	*	*	*	*	*	*
	0	0	0	0	0	0	0	0	0	0	0	0	0	0	0
17:00	*	*	*	*	*	*	*	*	*	*	*	*	*	*	*
17:15	*	*	*	*	*	*	*	*	*	*	*	*	*	*	*
17:30	*	*	*	*	*	*	*	*	*	*	*	*	*	*	*
17:45	*	*	*	*	*	*	*	*	*	*	*	*	*	*	*
	0	0	0	0	0	0	0	0	0	0	0	0	0	0	0
18:00	*	*	*	*	*	*	*	*	*	*	*	*	*	*	*
18:15	*	*	*	*	*	*	*	*	*	*	*	*	*	*	*
18:30	*	*	*	*	*	*	*	*	*	*	*	*	*	*	*
18:45	*	*	*	*	*	*	*	*	*	*	*	*	*	*	*
	0	0	0	0	0	0	0	0	0	0	0	0	0	0	0
19:00	*	*	*	*	*	*	*	*	*	*	*	*	*	*	*
19:15	*	*	*	*	*	*	*	*	*	*	*	*	*	*	*
19:30	*	*	*	*	*	*	*	*	*	*	*	*	*	*	*
19:45	*	*	*	*	*	*	*	*	*	*	*	*	*	*	*
	0	0	0	0	0	0	0	0	0	0	0	0	0	0	0
20:00	*	*	*	*	*	*	*	*	*	*	*	*	*	*	*
20:15	*	*	*	*	*	*	*	*	*	*	*	*	*	*	*
20:30	*	*	*	*	*	*	*	*	*	*	*	*	*	*	*
20:45	*	*	*	*	*	*	*	*	*	*	*	*	*	*	*
	0	0	0	0	0	0	0	0	0	0	0	0	0	0	0
21:00	*	*	*	*	*	*	*	*	*	*	*	*	*	*	*
21:15	*	*	*	*	*	*	*	*	*	*	*	*	*	*	*
21:30	*	*	*	*	*	*	*	*	*	*	*	*	*	*	*
21:45	*	*	*	*	*	*	*	*	*	*	*	*	*	*	*
	0	0	0	0	0	0	0	0	0	0	0	0	0	0	0
22:00	*	*	*	*	*	*	*	*	*	*	*	*	*	*	*
22:15	*	*	*	*	*	*	*	*	*	*	*	*	*	*	*
22:30	*	*	*	*	*	*	*	*	*	*	*	*	*	*	*
22:45	*	*	*	*	*	*	*	*	*	*	*	*	*	*	*
	0	0	0	0	0	0	0	0	0	0	0	0	0	0	0
23:00	*	*	*	*	*	*	*	*	*	*	*	*	*	*	*
23:15	*	*	*	*	*	*	*	*	*	*	*	*	*	*	*
23:30	*	*	*	*	*	*	*	*	*	*	*	*	*	*	*
23:45	*	*	*	*	*	*	*	*	*	*	*	*	*	*	*
	0	0	0	0	0	0	0	0	0	0	0	0	0	0	0
Total	1	1597	606	17	150	0	0	41	0	0	0	0	0	83	2495
Percent	0.0%	64.0%	24.3%	0.7%	6.0%	0.0%	0.0%	1.6%	0.0%	0.0%	0.0%	0.0%	0.0%	3.3%	
Grand Total	2	12221	3941	110	789	2	0	268	1	0	1	0	0	523	17858
Percent	0.0%	68.4%	22.1%	0.6%	4.4%	0.0%	0.0%	1.5%	0.0%	0.0%	0.0%	0.0%	0.0%	2.9%	

VHB Engineering NC, PC

4000 WestChase Boulevard, Suite 530
Raleigh, NC 27607
p: 919-829-0328 f: 919-829-0329

Site Code: NC 56
Station ID: 11
US 15
North of Sunset Street
Date Start: 02-Dec-14

Southbound

Start Time	Bikes	Cars & Trailer	2 Axle Long	Buses	2 Axle 6 Tire	3 Axle Single	4 Axle Single	<5 Axl Double	5 Axle Double	>6 Axl Double	<6 Axl Multi	6 Axle Multi	>6 Axl Multi	Not Classe	Total
12/02/14	*	*	*	*	*	*	*	*	*	*	*	*	*	*	*
00:15	*	*	*	*	*	*	*	*	*	*	*	*	*	*	*
00:30	*	*	*	*	*	*	*	*	*	*	*	*	*	*	*
00:45	*	*	*	*	*	*	*	*	*	*	*	*	*	*	*
	0	0	0	0	0	0	0	0	0	0	0	0	0	0	0
01:00	*	*	*	*	*	*	*	*	*	*	*	*	*	*	*
01:15	*	*	*	*	*	*	*	*	*	*	*	*	*	*	*
01:30	*	*	*	*	*	*	*	*	*	*	*	*	*	*	*
01:45	*	*	*	*	*	*	*	*	*	*	*	*	*	*	*
	0	0	0	0	0	0	0	0	0	0	0	0	0	0	0
02:00	*	*	*	*	*	*	*	*	*	*	*	*	*	*	*
02:15	*	*	*	*	*	*	*	*	*	*	*	*	*	*	*
02:30	*	*	*	*	*	*	*	*	*	*	*	*	*	*	*
02:45	*	*	*	*	*	*	*	*	*	*	*	*	*	*	*
	0	0	0	0	0	0	0	0	0	0	0	0	0	0	0
03:00	*	*	*	*	*	*	*	*	*	*	*	*	*	*	*
03:15	*	*	*	*	*	*	*	*	*	*	*	*	*	*	*
03:30	*	*	*	*	*	*	*	*	*	*	*	*	*	*	*
03:45	*	*	*	*	*	*	*	*	*	*	*	*	*	*	*
	0	0	0	0	0	0	0	0	0	0	0	0	0	0	0
04:00	*	*	*	*	*	*	*	*	*	*	*	*	*	*	*
04:15	*	*	*	*	*	*	*	*	*	*	*	*	*	*	*
04:30	*	*	*	*	*	*	*	*	*	*	*	*	*	*	*
04:45	*	*	*	*	*	*	*	*	*	*	*	*	*	*	*
	0	0	0	0	0	0	0	0	0	0	0	0	0	0	0
05:00	*	*	*	*	*	*	*	*	*	*	*	*	*	*	*
05:15	*	*	*	*	*	*	*	*	*	*	*	*	*	*	*
05:30	*	*	*	*	*	*	*	*	*	*	*	*	*	*	*
05:45	*	*	*	*	*	*	*	*	*	*	*	*	*	*	*
	0	0	0	0	0	0	0	0	0	0	0	0	0	0	0
06:00	*	*	*	*	*	*	*	*	*	*	*	*	*	*	*
06:15	*	*	*	*	*	*	*	*	*	*	*	*	*	*	*
06:30	*	*	*	*	*	*	*	*	*	*	*	*	*	*	*
06:45	*	*	*	*	*	*	*	*	*	*	*	*	*	*	*
	0	0	0	0	0	0	0	0	0	0	0	0	0	0	0
07:00	*	*	*	*	*	*	*	*	*	*	*	*	*	*	*
07:15	*	*	*	*	*	*	*	*	*	*	*	*	*	*	*
07:30	*	*	*	*	*	*	*	*	*	*	*	*	*	*	*
07:45	*	*	*	*	*	*	*	*	*	*	*	*	*	*	*
	0	0	0	0	0	0	0	0	0	0	0	0	0	0	0
08:00	*	*	*	*	*	*	*	*	*	*	*	*	*	*	*
08:15	*	*	*	*	*	*	*	*	*	*	*	*	*	*	*
08:30	*	*	*	*	*	*	*	*	*	*	*	*	*	*	*
08:45	*	*	*	*	*	*	*	*	*	*	*	*	*	*	*
	0	0	0	0	0	0	0	0	0	0	0	0	0	0	0
09:00	*	*	*	*	*	*	*	*	*	*	*	*	*	*	*
09:15	*	*	*	*	*	*	*	*	*	*	*	*	*	*	*
09:30	*	*	*	*	*	*	*	*	*	*	*	*	*	*	*
09:45	*	*	*	*	*	*	*	*	*	*	*	*	*	*	*
	0	0	0	0	0	0	0	0	0	0	0	0	0	0	0
10:00	*	*	*	*	*	*	*	*	*	*	*	*	*	*	*
10:15	*	*	*	*	*	*	*	*	*	*	*	*	*	*	*
10:30	*	*	*	*	*	*	*	*	*	*	*	*	*	*	*
10:45	*	*	*	*	*	*	*	*	*	*	*	*	*	*	*
	0	0	0	0	0	0	0	0	0	0	0	0	0	0	0
11:00	*	*	*	*	*	*	*	*	*	*	*	*	*	*	*
11:15	*	*	*	*	*	*	*	*	*	*	*	*	*	*	*
11:30	*	*	*	*	*	*	*	*	*	*	*	*	*	*	*
11:45	*	*	*	*	*	*	*	*	*	*	*	*	*	*	*
	0	0	0	0	0	0	0	0	0	0	0	0	0	0	0
Total	0	0	0	0	0	0	0	0	0	0	0	0	0	0	0
Percent	0.0%	0.0%	0.0%	0.0%	0.0%	0.0%	0.0%	0.0%	0.0%	0.0%	0.0%	0.0%	0.0%	0.0%	

VHB Engineering NC, PC

4000 WestChase Boulevard, Suite 530
Raleigh, NC 27607
p: 919-829-0328 f: 919-829-0329

Site Code: NC 56
Station ID: 11
US 15
North of Sunset Street
Date Start: 02-Dec-14

Southbound

Start Time	Bikes	Cars & Trailer	2 Axle Long	Buses	2 Axle 6 Tire	3 Axle Single	4 Axle Single	<5 Axl Double	5 Axle Double	>6 Axl Double	<6 Axl Multi	6 Axle Multi	>6 Axl Multi	Not Classe	Total
12 PM	*	*	*	*	*	*	*	*	*	*	*	*	*	*	*
12:15	*	*	*	*	*	*	*	*	*	*	*	*	*	*	*
12:30	*	*	*	*	*	*	*	*	*	*	*	*	*	*	*
12:45	*	*	*	*	*	*	*	*	*	*	*	*	*	*	*
	0	0	0	0	0	0	0	0	0	0	0	0	0	0	0
13:00	*	*	*	*	*	*	*	*	*	*	*	*	*	*	*
13:15	*	*	*	*	*	*	*	*	*	*	*	*	*	*	*
13:30	*	*	*	*	*	*	*	*	*	*	*	*	*	*	*
13:45	*	*	*	*	*	*	*	*	*	*	*	*	*	*	*
	0	0	0	0	0	0	0	0	0	0	0	0	0	0	0
14:00	*	*	*	*	*	*	*	*	*	*	*	*	*	*	*
14:15	*	*	*	*	*	*	*	*	*	*	*	*	*	*	*
14:30	*	*	*	*	*	*	*	*	*	*	*	*	*	*	*
14:45	*	*	*	*	*	*	*	*	*	*	*	*	*	*	*
	0	0	0	0	0	0	0	0	0	0	0	0	0	0	0
15:00	*	*	*	*	*	*	*	*	*	*	*	*	*	*	*
15:15	*	*	*	*	*	*	*	*	*	*	*	*	*	*	*
15:30	*	*	*	*	*	*	*	*	*	*	*	*	*	*	*
15:45	*	*	*	*	*	*	*	*	*	*	*	*	*	*	*
	0	0	0	0	0	0	0	0	0	0	0	0	0	0	0
16:00	0	11	7	0	1	0	0	2	0	0	0	0	0	0	21
16:15	0	13	1	1	2	0	0	0	0	0	0	0	0	0	17
16:30	0	10	6	0	0	0	0	0	0	0	0	0	0	0	16
16:45	0	7	4	0	0	0	0	0	0	0	0	0	0	0	11
	0	41	18	1	3	0	0	2	0	0	0	0	0	0	65
17:00	0	19	4	0	1	0	0	1	0	0	0	0	0	0	25
17:15	0	10	2	0	0	0	0	0	0	0	0	0	0	0	12
17:30	0	16	3	0	0	0	0	0	0	0	0	0	0	2	21
17:45	0	7	4	0	0	0	0	0	1	0	0	0	0	0	12
	0	52	13	0	1	0	0	1	1	0	0	0	0	2	70
18:00	0	12	2	0	0	0	0	0	0	0	0	0	0	0	14
18:15	0	14	5	0	2	0	0	0	0	0	0	0	0	0	21
18:30	0	7	3	0	0	0	0	0	0	0	0	0	0	0	10
18:45	0	8	3	0	1	0	0	1	0	0	0	0	0	0	13
	0	41	13	0	3	0	0	1	0	0	0	0	0	0	58
19:00	0	8	1	0	1	0	0	0	0	0	0	0	0	0	10
19:15	0	8	3	0	0	0	0	0	0	0	0	0	0	0	11
19:30	0	5	4	0	0	0	0	0	0	0	0	0	0	0	9
19:45	0	4	2	0	0	0	0	0	0	0	0	0	0	0	6
	0	25	10	0	1	0	0	0	0	0	0	0	0	0	36
20:00	0	11	0	0	0	0	0	0	0	0	0	0	0	0	11
20:15	0	3	2	0	0	0	0	0	0	0	0	0	0	0	5
20:30	0	0	0	0	0	0	0	0	0	0	0	0	0	0	0
20:45	0	4	1	0	0	0	0	0	0	0	0	0	0	0	5
	0	18	3	0	0	0	0	0	0	0	0	0	0	0	21
21:00	0	4	1	0	0	0	0	0	0	0	0	0	0	0	5
21:15	0	6	1	0	0	0	0	0	0	0	0	0	0	0	7
21:30	0	6	0	0	0	0	0	0	0	0	0	0	0	0	6
21:45	0	6	0	0	0	0	0	0	1	0	0	0	0	0	7
	0	22	2	0	0	0	0	0	1	0	0	0	0	0	25
22:00	0	1	1	0	0	0	0	0	0	0	0	0	0	0	2
22:15	0	3	0	0	0	0	0	0	1	0	0	0	0	0	4
22:30	0	3	0	0	0	0	0	0	0	0	0	0	0	0	3
22:45	0	1	1	0	0	0	0	1	0	0	0	0	0	0	3
	0	8	2	0	0	0	0	1	1	0	0	0	0	0	12
23:00	0	0	0	0	0	0	0	0	0	0	0	0	0	0	0
23:15	0	1	1	0	0	0	0	0	0	0	0	0	0	0	2
23:30	0	2	2	0	0	0	0	0	0	0	0	0	0	0	4
23:45	0	1	0	0	0	0	0	0	0	0	0	0	0	0	1
	0	4	3	0	0	0	0	0	0	0	0	0	0	0	7
Total	0	211	64	1	8	0	0	5	3	0	0	0	0	2	294
Percent	0.0%	71.8%	21.8%	0.3%	2.7%	0.0%	0.0%	1.7%	1.0%	0.0%	0.0%	0.0%	0.0%	0.7%	

VHB Engineering NC, PC

4000 WestChase Boulevard, Suite 530
Raleigh, NC 27607
p: 919-829-0328 f: 919-829-0329

Site Code: NC 56
Station ID: 11
US 15
North of Sunset Street
Date Start: 02-Dec-14

Southbound

Start Time	Bikes	Cars & Trailer	2 Axle Long	Buses	2 Axle 6 Tire	3 Axle Single	4 Axle Single	<5 Axl Double	5 Axle Double	>6 Axl Double	<6 Axl Multi	6 Axle Multi	>6 Axl Multi	Not Classe	Total
12/03/1															
4	0	1	0	0	0	0	0	0	0	0	0	0	0	0	1
00:15	0	2	0	0	0	0	0	0	2	0	0	0	0	0	4
00:30	0	0	0	0	0	0	0	0	0	0	0	0	0	0	0
00:45	0	2	0	0	0	0	0	0	0	0	0	0	0	0	2
	0	5	0	0	0	0	0	0	2	0	0	0	0	0	7
01:00	0	0	0	0	0	0	0	0	0	0	0	0	0	0	0
01:15	0	1	0	0	1	0	0	0	0	0	0	0	0	0	2
01:30	0	0	1	0	0	0	0	0	0	0	0	0	0	0	1
01:45	0	0	0	0	0	0	0	0	0	0	0	0	0	0	0
	0	1	1	0	1	0	0	0	0	0	0	0	0	0	3
02:00	0	0	0	0	0	0	0	0	0	0	0	0	0	0	0
02:15	0	0	0	0	0	0	0	0	0	0	0	0	0	0	0
02:30	0	0	0	0	0	0	0	1	0	0	0	0	0	0	1
02:45	0	0	0	0	0	0	0	0	0	0	0	0	0	0	0
	0	0	0	0	0	0	0	1	0	0	0	0	0	0	1
03:00	0	1	0	0	0	0	0	0	0	0	0	0	0	0	1
03:15	0	0	0	0	0	0	0	0	0	0	0	0	0	0	0
03:30	0	1	0	0	0	0	0	0	0	0	0	0	0	0	1
03:45	0	0	0	0	0	0	0	0	0	0	0	0	0	0	0
	0	2	0	0	0	0	0	0	0	0	0	0	0	0	2
04:00	0	2	0	0	0	0	0	0	0	0	0	0	0	0	2
04:15	0	2	0	0	0	1	0	0	0	0	0	0	0	0	3
04:30	0	4	1	0	0	0	0	1	0	0	0	0	0	0	6
04:45	0	1	0	0	0	0	0	0	0	0	0	0	0	0	1
	0	9	1	0	0	1	0	1	0	0	0	0	0	0	12
05:00	0	1	1	0	0	0	0	1	0	0	0	0	0	0	3
05:15	0	1	0	0	2	0	0	0	0	0	0	0	0	0	3
05:30	0	3	3	0	0	0	0	1	0	0	0	0	0	0	7
05:45	0	5	3	0	0	0	0	0	0	0	0	0	0	0	8
	0	10	7	0	2	0	0	2	0	0	0	0	0	0	21
06:00	0	8	2	0	1	0	0	1	0	0	0	0	0	0	12
06:15	0	9	3	0	1	0	0	0	0	0	0	0	0	0	13
06:30	0	11	3	1	2	0	0	2	0	0	0	0	0	0	19
06:45	0	13	0	1	0	0	0	0	0	0	0	0	0	0	14
	0	41	8	2	4	0	0	3	0	0	0	0	0	0	58
07:00	0	17	8	0	1	0	0	0	0	0	0	0	0	0	26
07:15	0	14	5	0	4	0	0	0	0	0	0	0	0	1	24
07:30	0	16	5	0	2	0	0	0	0	0	0	0	0	0	23
07:45	0	19	7	0	0	0	0	1	0	0	0	0	0	1	28
	0	66	25	0	7	0	0	1	0	0	0	0	0	2	101
08:00	0	16	11	0	2	0	0	3	0	0	0	0	0	0	32
08:15	0	15	2	1	0	0	0	0	0	0	0	0	0	0	18
08:30	0	8	6	0	0	0	0	1	0	0	0	0	0	0	15
08:45	0	7	4	0	0	0	0	2	0	0	0	0	0	0	13
	0	46	23	1	2	0	0	6	0	0	0	0	0	0	78
09:00	0	10	2	0	0	0	0	0	0	0	0	0	0	0	12
09:15	0	14	4	4	4	0	0	1	1	0	0	0	0	0	28
09:30	0	7	4	0	0	0	0	1	0	0	0	0	0	0	12
09:45	0	9	5	0	1	0	0	0	0	0	0	0	0	0	15
	0	40	15	4	5	0	0	2	1	0	0	0	0	0	67
10:00	0	6	2	0	3	0	0	1	0	0	0	0	0	0	12
10:15	0	8	4	0	1	0	0	3	0	0	0	0	0	0	16
10:30	0	9	6	0	0	0	0	2	0	0	0	0	0	0	17
10:45	0	6	2	0	0	0	0	2	0	0	0	0	0	0	10
	0	29	14	0	4	0	0	8	0	0	0	0	0	0	55
11:00	0	17	4	1	2	0	0	3	0	0	0	0	0	0	27
11:15	0	12	8	0	1	0	0	0	0	0	0	0	0	0	21
11:30	0	14	6	0	0	0	0	1	0	0	0	0	0	0	21
11:45	0	8	4	0	0	0	0	2	0	0	0	0	0	0	14
	0	51	22	1	3	0	0	6	0	0	0	0	0	0	83
Total	0	300	116	8	28	1	0	30	3	0	0	0	0	2	488
Percent	0.0%	61.5%	23.8%	1.6%	5.7%	0.2%	0.0%	6.1%	0.6%	0.0%	0.0%	0.0%	0.0%	0.4%	

VHB Engineering NC, PC

4000 WestChase Boulevard, Suite 530
Raleigh, NC 27607
p: 919-829-0328 f: 919-829-0329

Site Code: NC 56
Station ID: 11
US 15
North of Sunset Street
Date Start: 02-Dec-14

Southbound

Start Time	Bikes	Cars & Trailer	2 Axle Long	Buses	2 Axle 6 Tire	3 Axle Single	4 Axle Single	<5 Axl Double	5 Axle Double	>6 Axl Double	<6 Axl Multi	6 Axle Multi	>6 Axl Multi	Not Classe	Total
12 PM	0	7	4	1	0	0	0	2	0	0	0	0	0	0	14
12:15	0	15	2	0	2	0	0	0	0	0	0	0	0	0	19
12:30	0	9	6	0	0	0	0	1	0	0	0	0	0	0	16
12:45	0	8	2	1	3	0	0	0	0	0	0	0	0	3	17
	0	39	14	2	5	0	0	3	0	0	0	0	0	3	66
13:00	0	3	3	0	3	0	0	1	0	0	0	0	0	0	10
13:15	0	10	4	0	0	0	0	1	0	0	0	0	0	0	15
13:30	0	8	2	0	2	0	0	0	0	0	0	0	0	1	13
13:45	0	7	4	2	0	0	0	1	0	0	0	0	0	0	14
	0	28	13	2	5	0	0	3	0	0	0	0	0	1	52
14:00	0	17	4	0	2	0	0	0	0	0	0	0	0	0	23
14:15	0	8	1	1	0	0	0	1	0	0	0	0	0	0	11
14:30	0	9	3	0	2	0	0	0	0	0	0	0	0	1	15
14:45	0	8	3	0	0	0	0	4	0	0	0	0	0	0	15
	0	42	11	1	4	0	0	5	0	0	0	0	0	1	64
15:00	0	9	6	1	4	0	0	1	0	0	0	0	0	2	23
15:15	0	16	1	0	0	0	0	0	0	0	0	0	0	0	17
15:30	0	22	3	1	0	0	0	1	0	0	0	0	0	2	29
15:45	1	22	11	1	0	0	0	0	0	0	0	0	0	0	35
	1	69	21	3	4	0	0	2	0	0	0	0	0	4	104
16:00	0	11	8	0	1	0	0	0	0	0	0	0	0	1	21
16:15	0	21	1	1	1	0	0	0	0	0	0	0	0	0	24
16:30	0	14	5	0	1	0	0	0	0	0	0	0	0	0	20
16:45	0	8	6	0	0	0	0	1	0	0	0	0	0	1	16
	0	54	20	1	3	0	0	1	0	0	0	0	0	2	81
17:00	0	11	3	0	1	0	0	1	0	0	0	0	0	0	16
17:15	0	17	4	0	3	0	0	1	0	0	0	0	0	0	25
17:30	0	11	8	0	0	0	0	1	0	0	0	0	0	0	20
17:45	0	5	2	0	0	0	0	2	0	0	0	0	0	0	9
	0	44	17	0	4	0	0	5	0	0	0	0	0	0	70
18:00	0	11	2	0	0	0	0	0	0	0	0	0	0	1	14
18:15	0	12	2	0	1	0	0	0	0	0	0	0	0	0	15
18:30	0	11	2	0	1	0	0	0	0	0	0	0	0	0	14
18:45	0	8	2	1	1	0	0	0	0	0	0	0	0	0	12
	0	42	8	1	3	0	0	0	0	0	0	0	0	1	55
19:00	0	4	3	0	1	0	0	0	0	0	0	0	0	0	8
19:15	0	3	1	0	0	0	0	2	0	0	0	0	0	0	6
19:30	0	9	3	0	0	0	0	1	1	0	0	0	0	0	14
19:45	0	5	4	0	0	0	0	1	0	0	0	0	0	0	10
	0	21	11	0	1	0	0	4	1	0	0	0	0	0	38
20:00	0	6	4	0	0	0	0	1	0	0	0	0	0	0	11
20:15	0	2	2	0	0	0	0	1	0	0	0	0	0	0	5
20:30	0	8	0	0	0	0	0	0	0	0	0	0	0	0	8
20:45	0	8	0	0	0	0	0	0	0	0	0	0	0	0	8
	0	24	6	0	0	0	0	2	0	0	0	0	0	0	32
21:00	0	4	0	0	0	0	0	0	0	0	0	0	0	1	5
21:15	0	5	2	0	0	0	0	0	0	0	0	0	0	0	7
21:30	0	1	0	0	0	0	0	0	0	0	0	0	0	0	1
21:45	0	3	1	0	0	0	0	0	0	0	0	0	0	0	4
	0	13	3	0	0	0	0	0	0	0	0	0	0	1	17
22:00	0	3	0	0	0	0	0	0	0	0	0	0	0	0	3
22:15	0	1	1	0	0	0	0	0	0	0	0	0	0	0	2
22:30	0	3	1	0	0	0	0	0	0	0	0	0	0	0	4
22:45	0	4	2	0	0	0	0	0	0	0	0	0	0	0	6
	0	11	4	0	0	0	0	0	0	0	0	0	0	0	15
23:00	0	1	0	0	0	0	0	0	0	0	0	0	0	0	1
23:15	0	1	0	0	0	0	0	0	0	0	0	0	0	0	1
23:30	0	0	0	0	0	0	0	0	0	0	0	0	0	0	0
23:45	0	0	1	0	0	0	0	0	0	0	0	0	0	0	1
	0	2	1	0	0	0	0	0	0	0	0	0	0	0	3
Total	1	389	129	10	29	0	0	25	1	0	0	0	0	13	597
Percent	0.2%	65.2%	21.6%	1.7%	4.9%	0.0%	0.0%	4.2%	0.2%	0.0%	0.0%	0.0%	0.0%	2.2%	

VHB Engineering NC, PC

4000 WestChase Boulevard, Suite 530
Raleigh, NC 27607
p: 919-829-0328 f: 919-829-0329

Site Code: NC 56
Station ID: 11
US 15
North of Sunset Street
Date Start: 02-Dec-14

Southbound

Start Time	Bikes	Cars & Trailer	2 Axle Long	Buses	2 Axle 6 Tire	3 Axle Single	4 Axle Single	<5 Axl Double	5 Axle Double	>6 Axl Double	<6 Axl Multi	6 Axle Multi	>6 Axl Multi	Not Classe	Total
12/04/1															
4	0	2	0	0	0	0	0	0	0	0	0	0	0	0	2
00:15	0	2	1	0	0	0	0	0	0	0	0	0	0	0	3
00:30	0	0	0	0	0	0	0	0	0	0	0	0	0	0	0
00:45	0	0	0	0	0	0	0	0	0	0	0	0	0	0	0
	0	4	1	0	0	0	0	0	0	0	0	0	0	0	5
01:00	0	1	0	0	0	0	0	0	0	0	0	0	0	0	1
01:15	0	1	0	0	0	0	0	0	0	0	0	0	0	0	1
01:30	0	0	0	0	0	0	0	0	0	0	0	0	0	0	0
01:45	0	1	0	0	0	0	0	0	0	0	0	0	0	0	1
	0	3	0	0	0	0	0	0	0	0	0	0	0	0	3
02:00	0	0	0	0	0	0	0	0	0	0	0	0	0	0	0
02:15	0	0	0	0	0	0	0	1	0	0	0	0	0	0	1
02:30	0	0	0	0	0	0	0	0	0	0	0	0	0	0	0
02:45	0	0	0	0	0	0	0	0	0	0	0	0	0	0	0
	0	0	0	0	0	0	0	1	0	0	0	0	0	0	1
03:00	0	0	0	0	0	0	0	1	0	0	0	0	0	0	1
03:15	0	0	0	0	0	0	0	0	0	0	0	0	0	0	0
03:30	0	1	0	0	0	0	0	0	0	0	0	0	0	0	1
03:45	0	0	0	0	0	0	0	0	0	0	0	0	0	0	0
	0	1	0	0	0	0	0	1	0	0	0	0	0	0	2
04:00	0	0	0	0	1	0	0	0	0	0	0	0	0	0	1
04:15	0	4	1	0	0	0	0	0	0	0	0	0	0	0	5
04:30	0	3	0	0	0	0	0	0	0	0	0	0	0	0	3
04:45	0	1	1	0	0	0	0	0	0	0	0	0	0	0	2
	0	8	2	0	1	0	0	0	0	0	0	0	0	0	11
05:00	0	1	0	0	0	0	0	0	0	0	0	0	0	0	1
05:15	0	0	0	0	0	0	0	0	0	0	0	0	0	0	0
05:30	0	4	3	0	0	0	0	0	0	0	0	0	0	0	7
05:45	0	6	1	0	1	0	0	0	0	0	0	0	0	0	8
	0	11	4	0	1	0	0	0	0	0	0	0	0	0	16
06:00	0	7	3	0	0	0	0	0	0	0	0	0	0	0	10
06:15	0	10	4	0	4	0	0	1	0	0	0	0	0	0	19
06:30	0	12	3	1	2	0	0	0	0	0	0	0	0	0	18
06:45	0	9	2	0	1	0	0	1	0	0	0	0	0	0	13
	0	38	12	1	7	0	0	2	0	0	0	0	0	0	60
07:00	0	23	5	0	3	0	0	2	0	0	0	0	0	0	33
07:15	0	14	8	0	3	0	0	0	0	0	0	0	0	0	25
07:30	0	14	4	0	3	0	0	2	0	0	0	0	0	0	23
07:45	0	25	1	1	2	0	0	2	0	0	0	0	0	1	32
	0	76	18	1	11	0	0	6	0	0	0	0	0	1	113
08:00	0	15	8	0	1	0	0	1	0	0	0	0	0	0	25
08:15	0	20	2	0	0	0	0	3	0	0	0	0	0	0	25
08:30	0	10	3	1	1	0	0	2	0	0	0	0	0	1	18
08:45	1	12	4	0	0	0	0	1	0	0	0	0	0	0	18
	1	57	17	1	2	0	0	7	0	0	0	0	0	1	86
09:00	0	10	1	0	2	0	0	0	0	0	0	0	0	1	14
09:15	0	5	6	0	1	0	0	2	0	0	0	0	0	0	14
09:30	0	11	3	1	1	0	0	2	0	0	0	0	0	0	18
09:45	0	15	2	0	0	0	0	1	0	0	0	0	0	0	18
	0	41	12	1	4	0	0	5	0	0	0	0	0	1	64
10:00	0	10	3	0	0	0	0	1	0	0	0	0	0	0	14
10:15	0	8	4	0	0	0	0	3	0	0	0	0	0	0	15
10:30	0	11	2	0	0	0	0	0	0	0	0	0	0	0	13
10:45	0	10	2	0	0	0	0	1	0	0	0	0	0	1	14
	0	39	11	0	0	0	0	5	0	0	0	0	0	1	56
11:00	0	8	2	0	0	0	0	1	0	0	0	0	0	0	11
11:15	0	11	5	1	1	0	0	2	0	0	0	0	0	0	20
11:30	0	8	5	0	1	0	0	2	0	0	0	0	0	0	16
11:45	0	13	2	0	1	0	0	0	0	0	0	0	0	0	16
	0	40	14	1	3	0	0	5	0	0	0	0	0	0	63
Total	1	318	91	5	29	0	0	32	0	0	0	0	0	4	480
Percent	0.2%	66.3%	19.0%	1.0%	6.0%	0.0%	0.0%	6.7%	0.0%	0.0%	0.0%	0.0%	0.0%	0.8%	

VHB Engineering NC, PC

4000 WestChase Boulevard, Suite 530
Raleigh, NC 27607
p: 919-829-0328 f: 919-829-0329

Site Code: NC 56
Station ID: 11
US 15
North of Sunset Street
Date Start: 02-Dec-14

Southbound

Start Time	Bikes	Cars & Trailer	2 Axle Long	Buses	2 Axle 6 Tire	3 Axle Single	4 Axle Single	<5 Axl Double	5 Axle Double	>6 Axl Double	<6 Axl Multi	6 Axle Multi	>6 Axl Multi	Not Classe	Total
12 PM	0	11	4	0	0	0	0	2	0	0	0	0	0	0	17
12:15	0	13	6	1	0	1	0	1	0	0	0	0	0	0	22
12:30	0	11	2	0	0	0	0	4	1	0	0	0	0	0	18
12:45	0	18	3	0	3	0	0	1	0	0	0	0	0	0	25
	0	53	15	1	3	1	0	8	1	0	0	0	0	0	82
13:00	0	17	6	3	0	0	0	1	0	0	0	0	0	0	27
13:15	0	9	2	0	0	0	0	2	0	0	0	0	0	0	13
13:30	0	9	3	1	0	0	0	1	0	0	0	0	0	0	14
13:45	0	12	2	0	0	0	0	1	0	0	0	0	0	1	16
	0	47	13	4	0	0	0	5	0	0	0	0	0	1	70
14:00	0	13	1	0	0	0	0	0	0	0	0	0	0	0	14
14:15	0	10	7	0	1	0	0	1	0	0	0	0	0	0	19
14:30	0	9	4	0	0	0	0	0	0	0	0	0	0	0	13
14:45	0	11	6	0	1	0	0	1	0	0	0	0	0	0	19
	0	43	18	0	2	0	0	2	0	0	0	0	0	0	65
15:00	0	8	6	0	1	0	0	1	0	0	0	0	0	2	18
15:15	0	16	3	0	1	0	0	0	0	0	0	0	0	1	21
15:30	0	20	6	2	2	0	0	1	0	0	0	0	0	0	31
15:45	0	26	3	0	1	0	0	1	0	0	0	0	0	0	31
	0	70	18	2	5	0	0	3	0	0	0	0	0	3	101
16:00	0	16	3	0	1	0	0	0	0	0	0	0	0	1	21
16:15	*	*	*	*	*	*	*	*	*	*	*	*	*	*	*
16:30	*	*	*	*	*	*	*	*	*	*	*	*	*	*	*
16:45	*	*	*	*	*	*	*	*	*	*	*	*	*	*	*
	0	0	0	0	0	0	0	0	0	0	0	0	0	0	0
17:00	*	*	*	*	*	*	*	*	*	*	*	*	*	*	*
17:15	*	*	*	*	*	*	*	*	*	*	*	*	*	*	*
17:30	*	*	*	*	*	*	*	*	*	*	*	*	*	*	*
17:45	*	*	*	*	*	*	*	*	*	*	*	*	*	*	*
	0	0	0	0	0	0	0	0	0	0	0	0	0	0	0
18:00	*	*	*	*	*	*	*	*	*	*	*	*	*	*	*
18:15	*	*	*	*	*	*	*	*	*	*	*	*	*	*	*
18:30	*	*	*	*	*	*	*	*	*	*	*	*	*	*	*
18:45	*	*	*	*	*	*	*	*	*	*	*	*	*	*	*
	0	0	0	0	0	0	0	0	0	0	0	0	0	0	0
19:00	*	*	*	*	*	*	*	*	*	*	*	*	*	*	*
19:15	*	*	*	*	*	*	*	*	*	*	*	*	*	*	*
19:30	*	*	*	*	*	*	*	*	*	*	*	*	*	*	*
19:45	*	*	*	*	*	*	*	*	*	*	*	*	*	*	*
	0	0	0	0	0	0	0	0	0	0	0	0	0	0	0
20:00	*	*	*	*	*	*	*	*	*	*	*	*	*	*	*
20:15	*	*	*	*	*	*	*	*	*	*	*	*	*	*	*
20:30	*	*	*	*	*	*	*	*	*	*	*	*	*	*	*
20:45	*	*	*	*	*	*	*	*	*	*	*	*	*	*	*
	0	0	0	0	0	0	0	0	0	0	0	0	0	0	0
21:00	*	*	*	*	*	*	*	*	*	*	*	*	*	*	*
21:15	*	*	*	*	*	*	*	*	*	*	*	*	*	*	*
21:30	*	*	*	*	*	*	*	*	*	*	*	*	*	*	*
21:45	*	*	*	*	*	*	*	*	*	*	*	*	*	*	*
	0	0	0	0	0	0	0	0	0	0	0	0	0	0	0
22:00	*	*	*	*	*	*	*	*	*	*	*	*	*	*	*
22:15	*	*	*	*	*	*	*	*	*	*	*	*	*	*	*
22:30	*	*	*	*	*	*	*	*	*	*	*	*	*	*	*
22:45	*	*	*	*	*	*	*	*	*	*	*	*	*	*	*
	0	0	0	0	0	0	0	0	0	0	0	0	0	0	0
23:00	*	*	*	*	*	*	*	*	*	*	*	*	*	*	*
23:15	*	*	*	*	*	*	*	*	*	*	*	*	*	*	*
23:30	*	*	*	*	*	*	*	*	*	*	*	*	*	*	*
23:45	*	*	*	*	*	*	*	*	*	*	*	*	*	*	*
	0	0	0	0	0	0	0	0	0	0	0	0	0	0	0
Total	0	229	67	7	11	1	0	18	1	0	0	0	0	5	339
Percent	0.0%	67.6%	19.8%	2.1%	3.2%	0.3%	0.0%	5.3%	0.3%	0.0%	0.0%	0.0%	0.0%	1.5%	
Grand Total	2	1447	467	31	105	2	0	110	8	0	0	0	0	26	2198
Percent	0.1%	65.8%	21.2%	1.4%	4.8%	0.1%	0.0%	5.0%	0.4%	0.0%	0.0%	0.0%	0.0%	1.2%	

VHB Engineering NC, PC

4000 WestChase Boulevard, Suite 530
Raleigh, NC 27607
p: 919-829-0328 f: 919-829-0329

Site Code: NC 56
Station ID: 11
US 15
North of Sunset Street
Date Start: 02-Dec-14

Northbound

Start Time	Bikes	Cars & Trailer	2 Axle Long	Buses	2 Axle 6 Tire	3 Axle Single	4 Axle Single	<5 Axl Double	5 Axle Double	>6 Axl Double	<6 Axl Multi	6 Axle Multi	>6 Axl Multi	Not Classe	Total
12/02/14	*	*	*	*	*	*	*	*	*	*	*	*	*	*	*
00:15	*	*	*	*	*	*	*	*	*	*	*	*	*	*	*
00:30	*	*	*	*	*	*	*	*	*	*	*	*	*	*	*
00:45	*	*	*	*	*	*	*	*	*	*	*	*	*	*	*
	0	0	0	0	0	0	0	0	0	0	0	0	0	0	0
01:00	*	*	*	*	*	*	*	*	*	*	*	*	*	*	*
01:15	*	*	*	*	*	*	*	*	*	*	*	*	*	*	*
01:30	*	*	*	*	*	*	*	*	*	*	*	*	*	*	*
01:45	*	*	*	*	*	*	*	*	*	*	*	*	*	*	*
	0	0	0	0	0	0	0	0	0	0	0	0	0	0	0
02:00	*	*	*	*	*	*	*	*	*	*	*	*	*	*	*
02:15	*	*	*	*	*	*	*	*	*	*	*	*	*	*	*
02:30	*	*	*	*	*	*	*	*	*	*	*	*	*	*	*
02:45	*	*	*	*	*	*	*	*	*	*	*	*	*	*	*
	0	0	0	0	0	0	0	0	0	0	0	0	0	0	0
03:00	*	*	*	*	*	*	*	*	*	*	*	*	*	*	*
03:15	*	*	*	*	*	*	*	*	*	*	*	*	*	*	*
03:30	*	*	*	*	*	*	*	*	*	*	*	*	*	*	*
03:45	*	*	*	*	*	*	*	*	*	*	*	*	*	*	*
	0	0	0	0	0	0	0	0	0	0	0	0	0	0	0
04:00	*	*	*	*	*	*	*	*	*	*	*	*	*	*	*
04:15	*	*	*	*	*	*	*	*	*	*	*	*	*	*	*
04:30	*	*	*	*	*	*	*	*	*	*	*	*	*	*	*
04:45	*	*	*	*	*	*	*	*	*	*	*	*	*	*	*
	0	0	0	0	0	0	0	0	0	0	0	0	0	0	0
05:00	*	*	*	*	*	*	*	*	*	*	*	*	*	*	*
05:15	*	*	*	*	*	*	*	*	*	*	*	*	*	*	*
05:30	*	*	*	*	*	*	*	*	*	*	*	*	*	*	*
05:45	*	*	*	*	*	*	*	*	*	*	*	*	*	*	*
	0	0	0	0	0	0	0	0	0	0	0	0	0	0	0
06:00	*	*	*	*	*	*	*	*	*	*	*	*	*	*	*
06:15	*	*	*	*	*	*	*	*	*	*	*	*	*	*	*
06:30	*	*	*	*	*	*	*	*	*	*	*	*	*	*	*
06:45	*	*	*	*	*	*	*	*	*	*	*	*	*	*	*
	0	0	0	0	0	0	0	0	0	0	0	0	0	0	0
07:00	*	*	*	*	*	*	*	*	*	*	*	*	*	*	*
07:15	*	*	*	*	*	*	*	*	*	*	*	*	*	*	*
07:30	*	*	*	*	*	*	*	*	*	*	*	*	*	*	*
07:45	*	*	*	*	*	*	*	*	*	*	*	*	*	*	*
	0	0	0	0	0	0	0	0	0	0	0	0	0	0	0
08:00	*	*	*	*	*	*	*	*	*	*	*	*	*	*	*
08:15	*	*	*	*	*	*	*	*	*	*	*	*	*	*	*
08:30	*	*	*	*	*	*	*	*	*	*	*	*	*	*	*
08:45	*	*	*	*	*	*	*	*	*	*	*	*	*	*	*
	0	0	0	0	0	0	0	0	0	0	0	0	0	0	0
09:00	*	*	*	*	*	*	*	*	*	*	*	*	*	*	*
09:15	*	*	*	*	*	*	*	*	*	*	*	*	*	*	*
09:30	*	*	*	*	*	*	*	*	*	*	*	*	*	*	*
09:45	*	*	*	*	*	*	*	*	*	*	*	*	*	*	*
	0	0	0	0	0	0	0	0	0	0	0	0	0	0	0
10:00	*	*	*	*	*	*	*	*	*	*	*	*	*	*	*
10:15	*	*	*	*	*	*	*	*	*	*	*	*	*	*	*
10:30	*	*	*	*	*	*	*	*	*	*	*	*	*	*	*
10:45	*	*	*	*	*	*	*	*	*	*	*	*	*	*	*
	0	0	0	0	0	0	0	0	0	0	0	0	0	0	0
11:00	*	*	*	*	*	*	*	*	*	*	*	*	*	*	*
11:15	*	*	*	*	*	*	*	*	*	*	*	*	*	*	*
11:30	*	*	*	*	*	*	*	*	*	*	*	*	*	*	*
11:45	*	*	*	*	*	*	*	*	*	*	*	*	*	*	*
	0	0	0	0	0	0	0	0	0	0	0	0	0	0	0
Total	0	0	0	0	0	0	0	0	0	0	0	0	0	0	0
Percent	0.0%	0.0%	0.0%	0.0%	0.0%	0.0%	0.0%	0.0%	0.0%	0.0%	0.0%	0.0%	0.0%	0.0%	

VHB Engineering NC, PC

4000 WestChase Boulevard, Suite 530
Raleigh, NC 27607
p: 919-829-0328 f: 919-829-0329

Site Code: NC 56
Station ID: 11
US 15
North of Sunset Street
Date Start: 02-Dec-14

Northbound

Start Time	Bikes	Cars & Trailer	2 Axle Long	Buses	2 Axle 6 Tire	3 Axle Single	4 Axle Single	<5 Axl Double	5 Axle Double	>6 Axl Double	<6 Axl Multi	6 Axle Multi	>6 Axl Multi	Not Classe	Total
12 PM	*	*	*	*	*	*	*	*	*	*	*	*	*	*	*
12:15	*	*	*	*	*	*	*	*	*	*	*	*	*	*	*
12:30	*	*	*	*	*	*	*	*	*	*	*	*	*	*	*
12:45	*	*	*	*	*	*	*	*	*	*	*	*	*	*	*
	0	0	0	0	0	0	0	0	0	0	0	0	0	0	0
13:00	*	*	*	*	*	*	*	*	*	*	*	*	*	*	*
13:15	*	*	*	*	*	*	*	*	*	*	*	*	*	*	*
13:30	*	*	*	*	*	*	*	*	*	*	*	*	*	*	*
13:45	*	*	*	*	*	*	*	*	*	*	*	*	*	*	*
	0	0	0	0	0	0	0	0	0	0	0	0	0	0	0
14:00	*	*	*	*	*	*	*	*	*	*	*	*	*	*	*
14:15	*	*	*	*	*	*	*	*	*	*	*	*	*	*	*
14:30	*	*	*	*	*	*	*	*	*	*	*	*	*	*	*
14:45	*	*	*	*	*	*	*	*	*	*	*	*	*	*	*
	0	0	0	0	0	0	0	0	0	0	0	0	0	0	0
15:00	*	*	*	*	*	*	*	*	*	*	*	*	*	*	*
15:15	*	*	*	*	*	*	*	*	*	*	*	*	*	*	*
15:30	*	*	*	*	*	*	*	*	*	*	*	*	*	*	*
15:45	*	*	*	*	*	*	*	*	*	*	*	*	*	*	*
	0	0	0	0	0	0	0	0	0	0	0	0	0	0	0
16:00	0	14	9	0	2	0	0	1	1	0	0	0	0	0	27
16:15	0	16	5	1	0	0	0	1	0	0	0	0	0	1	24
16:30	0	16	6	0	1	0	0	0	1	0	0	0	0	1	25
16:45	0	20	4	0	3	0	0	0	0	0	0	0	0	1	28
	0	66	24	1	6	0	0	2	2	0	0	0	0	3	104
17:00	1	25	6	1	0	0	0	3	0	0	0	0	0	0	36
17:15	1	24	5	0	3	0	0	0	0	0	0	0	0	0	33
17:30	0	17	10	0	4	0	0	0	1	0	0	0	0	1	33
17:45	0	21	3	0	0	0	0	0	0	0	0	0	0	0	24
	2	87	24	1	7	0	0	3	1	0	0	0	0	1	126
18:00	0	14	6	0	1	0	0	0	0	0	0	0	0	0	21
18:15	0	13	4	0	1	0	0	1	1	0	0	0	0	1	21
18:30	0	6	5	0	0	0	0	1	0	0	0	0	0	0	12
18:45	0	14	3	1	0	0	0	1	0	0	0	0	0	0	19
	0	47	18	1	2	0	0	3	1	0	0	0	0	1	73
19:00	0	10	3	0	1	0	0	0	0	0	0	0	0	0	14
19:15	0	15	1	0	0	0	0	0	0	0	0	0	0	0	16
19:30	0	8	4	0	0	0	0	0	0	0	0	0	0	0	12
19:45	0	12	1	0	1	0	0	0	0	0	0	0	0	0	14
	0	45	9	0	2	0	0	0	0	0	0	0	0	0	56
20:00	0	7	3	0	2	0	0	0	0	0	0	0	0	0	12
20:15	0	5	3	0	1	0	0	0	0	0	0	0	0	0	9
20:30	0	6	1	0	0	0	0	0	0	0	0	0	0	0	7
20:45	0	9	2	0	0	0	0	1	1	0	0	0	0	0	13
	0	27	9	0	3	0	0	1	1	0	0	0	0	0	41
21:00	0	3	4	0	0	0	0	0	0	0	0	0	0	0	7
21:15	0	5	0	0	0	0	0	0	1	0	0	0	0	0	6
21:30	0	10	0	0	0	0	0	0	0	0	0	0	0	0	10
21:45	0	3	2	0	0	0	0	0	0	0	0	0	0	0	5
	0	21	6	0	0	0	0	0	1	0	0	0	0	0	28
22:00	0	2	1	0	1	0	0	0	0	0	0	0	0	0	4
22:15	0	2	2	0	0	0	0	0	0	0	0	0	0	0	4
22:30	0	2	3	0	0	0	0	0	0	0	0	0	0	0	5
22:45	0	6	1	0	0	0	0	0	0	0	0	0	0	0	7
	0	12	7	0	1	0	0	0	0	0	0	0	0	0	20
23:00	0	1	1	0	0	0	0	0	0	0	0	0	0	0	2
23:15	0	5	0	0	0	0	0	0	0	0	0	0	0	0	5
23:30	0	1	0	0	0	0	0	0	0	0	0	0	0	0	1
23:45	0	1	2	0	0	0	0	0	0	0	0	0	0	0	3
	0	8	3	0	0	0	0	0	0	0	0	0	0	0	11
Total	2	313	100	3	21	0	0	9	6	0	0	0	0	5	459
Percent	0.4%	68.2%	21.8%	0.7%	4.6%	0.0%	0.0%	2.0%	1.3%	0.0%	0.0%	0.0%	0.0%	1.1%	

VHB Engineering NC, PC

4000 WestChase Boulevard, Suite 530
Raleigh, NC 27607
p: 919-829-0328 f: 919-829-0329

Site Code: NC 56
Station ID: 11
US 15
North of Sunset Street
Date Start: 02-Dec-14

Northbound

Start Time	Bikes	Cars & Trailer	2 Axle Long	Buses	2 Axle 6 Tire	3 Axle Single	4 Axle Single	<5 Axl Double	5 Axle Double	>6 Axl Double	<6 Axl Multi	6 Axle Multi	>6 Axl Multi	Not Classe	Total
12/03/1															
4	0	1	0	0	0	0	0	0	0	0	0	0	0	0	1
00:15	0	1	0	0	0	0	0	0	0	0	0	0	0	0	1
00:30	0	4	1	0	0	0	0	0	0	0	0	0	0	0	5
00:45	0	3	0	0	0	0	0	0	0	0	0	0	0	0	3
	0	9	1	0	0	0	0	0	0	0	0	0	0	0	10
01:00	0	0	0	0	0	0	0	0	0	0	0	0	0	0	0
01:15	0	1	1	0	0	0	0	0	0	0	0	0	0	0	2
01:30	0	0	2	0	0	0	0	0	0	0	0	0	0	0	2
01:45	0	0	0	0	0	0	0	0	0	0	0	0	0	0	0
	0	1	3	0	0	0	0	0	0	0	0	0	0	0	4
02:00	0	0	0	0	0	0	0	0	0	0	0	0	0	0	0
02:15	0	0	0	0	0	0	0	0	0	0	0	0	0	0	0
02:30	0	1	0	0	0	0	0	0	0	0	0	0	0	0	1
02:45	0	0	0	0	0	0	0	0	0	0	0	0	0	0	0
	0	1	0	0	0	0	0	0	0	0	0	0	0	0	1
03:00	0	0	1	0	0	0	0	0	0	0	0	0	0	0	1
03:15	0	0	0	0	0	0	0	0	0	0	0	0	0	0	0
03:30	0	1	0	0	0	0	0	0	0	0	0	0	0	0	1
03:45	0	0	0	0	0	0	0	0	0	0	0	0	0	0	0
	0	1	1	0	0	0	0	0	0	0	0	0	0	0	2
04:00	0	0	0	0	0	0	0	0	0	0	0	0	0	0	0
04:15	0	0	0	0	0	0	0	0	0	0	0	0	0	0	0
04:30	0	0	0	0	0	0	0	0	0	0	0	0	0	0	0
04:45	0	0	0	0	0	0	0	0	0	0	0	0	0	0	0
	0	0	0	0	0	0	0	0	0	0	0	0	0	0	0
05:00	0	1	0	0	0	0	0	0	0	0	0	0	0	0	1
05:15	0	1	0	0	0	0	0	0	0	0	0	0	0	0	1
05:30	0	0	0	0	0	0	0	0	0	0	0	0	0	0	0
05:45	0	0	0	0	0	0	0	0	0	0	0	0	0	1	1
	0	2	0	0	0	0	0	0	0	0	0	0	0	1	3
06:00	0	2	1	0	0	0	0	0	1	0	0	0	0	0	4
06:15	0	1	0	0	0	0	0	0	0	0	0	0	0	0	1
06:30	0	7	0	1	0	0	0	0	1	0	0	0	0	1	10
06:45	0	5	0	0	0	0	0	1	1	0	0	0	0	0	7
	0	15	1	1	0	0	0	1	3	0	0	0	0	1	22
07:00	0	4	1	0	0	0	0	0	0	0	0	0	0	0	5
07:15	0	6	3	0	1	0	0	1	0	0	0	0	0	0	11
07:30	0	7	5	1	0	0	0	0	0	0	0	0	0	1	14
07:45	0	12	8	0	1	0	0	2	0	0	0	0	0	0	23
	0	29	17	1	2	0	0	3	0	0	0	0	0	1	53
08:00	0	13	2	0	1	0	0	0	0	0	0	0	0	0	16
08:15	0	25	11	1	2	0	0	1	0	0	0	0	0	1	41
08:30	0	9	7	0	1	0	0	0	1	0	0	0	0	2	20
08:45	0	10	1	1	2	0	0	0	0	0	0	0	0	0	14
	0	57	21	2	6	0	0	1	1	0	0	0	0	3	91
09:00	0	8	6	0	1	1	0	1	1	0	0	0	0	0	18
09:15	0	10	3	0	3	0	0	2	0	0	0	0	0	1	19
09:30	0	7	7	1	0	0	0	0	0	0	0	0	0	0	15
09:45	0	12	1	0	4	0	0	0	0	0	0	0	0	0	17
	0	37	17	1	8	1	0	3	1	0	0	0	0	1	69
10:00	0	10	4	0	1	0	0	1	0	0	0	0	0	0	16
10:15	0	6	3	0	2	0	0	1	2	0	0	0	0	0	14
10:30	0	9	2	0	2	0	0	3	0	0	0	0	0	0	16
10:45	0	17	3	0	2	0	0	0	0	0	0	0	0	0	22
	0	42	12	0	7	0	0	5	2	0	0	0	0	0	68
11:00	0	10	4	0	2	0	0	1	1	0	0	0	0	1	19
11:15	0	6	4	0	2	0	0	0	1	0	0	0	0	1	14
11:30	0	10	7	0	1	0	0	1	0	0	0	0	0	0	19
11:45	0	7	4	0	1	0	0	0	1	0	0	0	0	1	14
	0	33	19	0	6	0	0	2	3	0	0	0	0	3	66
Total	0	227	92	5	29	1	0	15	10	0	0	0	0	10	389
Percent	0.0%	58.4%	23.7%	1.3%	7.5%	0.3%	0.0%	3.9%	2.6%	0.0%	0.0%	0.0%	0.0%	2.6%	

VHB Engineering NC, PC

4000 WestChase Boulevard, Suite 530
Raleigh, NC 27607
p: 919-829-0328 f: 919-829-0329

Site Code: NC 56
Station ID: 11
US 15
North of Sunset Street
Date Start: 02-Dec-14

Northbound

Start Time	Bikes	Cars & Trailer	2 Axle Long	Buses	2 Axle 6 Tire	3 Axle Single	4 Axle Single	<5 Axl Double	5 Axle Double	>6 Axl Double	<6 Axl Multi	6 Axle Multi	>6 Axl Multi	Not Classe	Total
12 PM	0	12	3	1	0	0	0	2	1	0	0	0	0	0	19
12:15	0	8	2	0	1	0	0	1	1	0	0	0	0	0	13
12:30	0	8	6	1	1	0	0	1	1	0	0	0	0	0	18
12:45	0	9	10	1	2	0	0	0	1	0	0	0	0	1	24
	0	37	21	3	4	0	0	4	4	0	0	0	0	1	74
13:00	0	10	2	0	0	0	0	1	0	0	0	0	0	0	13
13:15	0	9	2	0	2	0	0	0	0	0	0	0	0	0	13
13:30	0	10	7	1	2	0	0	2	0	0	0	0	0	1	23
13:45	0	7	5	1	2	0	0	1	0	0	0	0	0	0	16
	0	36	16	2	6	0	0	4	0	0	0	0	0	1	65
14:00	0	16	4	2	1	0	0	1	0	0	0	0	0	0	24
14:15	0	12	4	0	3	0	0	0	0	0	0	0	0	0	19
14:30	0	13	3	0	3	0	0	2	0	0	0	0	0	1	22
14:45	0	12	5	2	1	0	0	0	1	0	0	0	0	0	21
	0	53	16	4	8	0	0	3	1	0	0	0	0	1	86
15:00	0	9	8	2	1	0	0	0	0	0	0	0	0	0	20
15:15	1	13	2	0	3	0	0	1	4	0	0	0	0	1	25
15:30	0	15	4	0	1	1	0	1	1	0	0	0	0	1	24
15:45	0	22	5	2	3	0	0	1	0	0	0	0	0	0	33
	1	59	19	4	8	1	0	3	5	0	0	0	0	2	102
16:00	0	19	7	0	2	0	0	1	0	0	0	0	0	2	31
16:15	0	18	4	1	1	0	0	1	0	0	0	0	0	0	25
16:30	0	15	5	0	1	0	0	0	0	0	0	0	0	0	21
16:45	0	22	8	0	0	0	0	0	0	0	0	0	0	1	31
	0	74	24	1	4	0	0	2	0	0	0	0	0	3	108
17:00	0	13	8	1	2	0	0	3	0	0	0	0	0	0	27
17:15	0	25	5	0	2	0	0	0	0	0	0	0	0	0	32
17:30	0	20	14	0	2	0	0	1	0	0	0	0	0	2	39
17:45	0	16	4	0	1	1	0	0	0	0	0	0	0	0	22
	0	74	31	1	7	1	0	4	0	0	0	0	0	2	120
18:00	0	15	6	0	0	0	0	1	0	0	0	0	0	1	23
18:15	0	9	8	0	0	0	0	1	0	0	0	0	0	0	18
18:30	0	11	2	0	1	0	0	0	0	0	0	0	0	1	15
18:45	0	6	3	0	0	0	0	0	0	0	0	0	0	0	9
	0	41	19	0	1	0	0	2	0	0	0	0	0	2	65
19:00	0	13	3	0	1	0	0	0	0	0	0	0	0	0	17
19:15	0	11	1	0	1	0	0	0	0	0	0	0	0	0	13
19:30	0	14	7	0	0	0	0	0	0	0	0	0	0	0	21
19:45	0	8	1	0	0	0	0	0	0	0	0	0	0	0	9
	0	46	12	0	2	0	0	0	0	0	0	0	0	0	60
20:00	0	7	4	0	0	0	0	0	0	0	0	0	0	0	11
20:15	0	8	1	0	1	0	0	0	0	0	0	0	0	0	10
20:30	0	12	2	0	1	0	0	0	1	0	0	0	0	0	16
20:45	0	5	4	0	0	0	0	0	0	0	0	0	0	0	9
	0	32	11	0	2	0	0	0	1	0	0	0	0	0	46
21:00	0	8	1	0	1	0	0	0	0	0	0	0	0	1	11
21:15	0	6	2	0	0	0	0	0	0	0	0	0	0	0	8
21:30	0	6	1	0	0	0	0	0	0	0	0	0	0	0	7
21:45	0	6	1	0	0	0	0	0	1	0	0	0	0	0	8
	0	26	5	0	1	0	0	0	1	0	0	0	0	1	34
22:00	0	5	0	1	0	0	0	0	0	0	0	0	0	0	6
22:15	0	2	2	0	0	0	0	0	0	0	0	0	0	0	4
22:30	0	6	2	0	0	0	0	0	0	0	0	0	0	0	8
22:45	0	3	1	0	0	0	0	0	0	0	0	0	0	0	4
	0	16	5	1	0	0	0	0	0	0	0	0	0	0	22
23:00	0	1	1	0	0	0	0	0	0	0	0	0	0	0	2
23:15	0	2	1	0	0	0	0	0	0	0	0	0	0	0	3
23:30	0	3	1	0	0	0	0	0	0	0	0	0	0	0	4
23:45	0	1	2	0	0	0	0	0	0	0	0	0	0	0	3
	0	7	5	0	0	0	0	0	0	0	0	0	0	0	12
Total	1	501	184	16	43	2	0	22	12	0	0	0	0	13	794
Percent	0.1%	63.1%	23.2%	2.0%	5.4%	0.3%	0.0%	2.8%	1.5%	0.0%	0.0%	0.0%	0.0%	1.6%	

VHB Engineering NC, PC

4000 WestChase Boulevard, Suite 530
Raleigh, NC 27607
p: 919-829-0328 f: 919-829-0329

Site Code: NC 56
Station ID: 11
US 15
North of Sunset Street
Date Start: 02-Dec-14

Northbound

Start Time	Bikes	Cars & Trailer	2 Axle Long	Buses	2 Axle 6 Tire	3 Axle Single	4 Axle Single	<5 Axl Double	5 Axle Double	>6 Axl Double	<6 Axl Multi	6 Axle Multi	>6 Axl Multi	Not Classe	Total
12/04/1															
4	0	1	0	0	0	0	0	0	0	0	0	0	0	0	1
00:15	0	0	0	0	0	0	0	0	0	0	0	0	0	0	0
00:30	0	1	0	0	1	0	0	0	0	0	0	0	0	0	2
00:45	0	2	1	0	0	0	0	0	0	0	0	0	0	0	3
	0	4	1	0	1	0	0	0	0	0	0	0	0	0	6
01:00	0	2	0	0	0	0	0	0	0	0	0	0	0	0	2
01:15	0	0	0	0	0	0	0	0	0	0	0	0	0	0	0
01:30	0	0	0	0	0	0	0	0	0	0	0	0	0	0	0
01:45	0	1	0	0	0	0	0	0	1	0	0	0	0	0	2
	0	3	0	0	0	0	0	0	1	0	0	0	0	0	4
02:00	0	0	0	0	0	0	0	0	0	0	0	0	0	0	0
02:15	1	0	0	0	0	1	0	0	0	0	0	0	0	0	2
02:30	0	0	0	0	0	0	0	0	0	0	0	0	0	0	0
02:45	0	1	0	0	0	0	0	0	0	0	0	0	0	0	1
	1	1	0	0	0	1	0	0	0	0	0	0	0	0	3
03:00	0	0	0	0	0	0	0	0	0	0	0	0	0	0	0
03:15	0	0	0	0	0	0	0	0	0	0	0	0	0	0	0
03:30	0	0	0	0	0	0	0	0	0	0	0	0	0	0	0
03:45	0	1	0	0	0	0	0	0	0	0	0	0	0	0	1
	0	1	0	0	0	0	0	0	0	0	0	0	0	0	1
04:00	0	0	0	0	0	0	0	0	0	0	0	0	0	0	0
04:15	0	0	2	0	0	0	0	0	0	0	0	0	0	0	2
04:30	0	0	0	0	0	0	0	0	0	0	0	0	0	0	0
04:45	0	0	0	0	0	0	0	0	0	0	0	0	0	0	0
	0	0	2	0	0	0	0	0	0	0	0	0	0	0	2
05:00	0	0	0	0	0	0	0	0	0	0	0	0	0	0	0
05:15	0	0	1	0	0	0	0	0	0	0	0	0	0	0	1
05:30	0	1	0	0	0	0	0	0	1	0	0	0	0	0	2
05:45	0	1	1	0	0	0	0	0	0	0	0	0	0	0	2
	0	2	2	0	0	0	0	0	1	0	0	0	0	0	5
06:00	0	1	1	0	0	0	0	0	0	0	0	0	0	0	2
06:15	0	1	0	0	0	0	0	0	0	0	0	0	0	0	1
06:30	0	4	0	0	0	0	0	0	0	0	0	0	0	0	4
06:45	0	3	1	1	0	0	0	0	0	0	0	0	0	0	5
	0	9	2	1	0	0	0	0	0	0	0	0	0	0	12
07:00	0	5	1	0	1	0	0	1	0	0	0	0	0	0	8
07:15	0	6	8	0	0	0	0	1	0	0	0	0	0	0	15
07:30	0	9	3	0	0	0	0	1	0	0	0	0	0	0	13
07:45	1	9	3	0	0	1	0	0	0	0	0	0	0	0	14
	1	29	15	0	1	1	0	3	0	0	0	0	0	0	50
08:00	0	13	5	0	0	0	0	0	0	0	0	0	0	0	18
08:15	0	20	6	1	2	0	0	0	0	0	0	0	0	0	29
08:30	0	11	3	0	1	0	0	0	1	0	0	0	0	1	17
08:45	0	12	7	1	1	0	0	0	0	0	0	0	0	0	21
	0	56	21	2	4	0	0	0	1	0	0	0	0	1	85
09:00	0	7	3	1	2	0	0	1	1	0	0	0	0	0	15
09:15	0	7	5	0	1	0	0	2	0	0	0	0	0	0	15
09:30	0	13	6	0	0	0	0	0	2	0	0	0	0	0	21
09:45	0	7	3	1	1	0	0	2	1	0	0	0	0	0	15
	0	34	17	2	4	0	0	5	4	0	0	0	0	0	66
10:00	0	8	2	0	0	1	0	0	0	0	0	0	0	0	11
10:15	0	8	2	0	0	0	0	4	1	0	0	0	0	0	15
10:30	0	6	9	0	0	0	0	2	0	0	0	0	0	0	17
10:45	0	5	7	0	1	0	0	0	0	0	0	0	0	0	13
	0	27	20	0	1	1	0	6	1	0	0	0	0	0	56
11:00	0	11	7	0	0	0	0	0	0	0	0	0	0	0	18
11:15	0	7	2	1	0	0	0	3	0	0	0	0	0	0	13
11:30	0	9	5	0	2	0	0	0	0	0	0	0	0	0	16
11:45	0	7	6	2	2	0	0	0	0	0	0	0	0	0	17
	0	34	20	3	4	0	0	3	0	0	0	0	0	0	64
Total	2	200	100	8	15	3	0	17	8	0	0	0	0	1	354
Percent	0.6%	56.5%	28.2%	2.3%	4.2%	0.8%	0.0%	4.8%	2.3%	0.0%	0.0%	0.0%	0.0%	0.3%	

VHB Engineering NC, PC

4000 WestChase Boulevard, Suite 530
Raleigh, NC 27607
p: 919-829-0328 f: 919-829-0329

Site Code: NC 56
Station ID: 11
US 15
North of Sunset Street
Date Start: 02-Dec-14

Northbound

Start Time	Bikes	Cars & Trailer	2 Axle Long	Buses	2 Axle 6 Tire	3 Axle Single	4 Axle Single	<5 Axl Double	5 Axle Double	>6 Axl Double	<6 Axl Multi	6 Axle Multi	>6 Axl Multi	Not Classe	Total
12 PM	0	11	4	0	0	0	0	0	1	0	0	0	0	0	16
12:15	0	10	7	1	0	0	0	2	0	0	0	0	0	1	21
12:30	0	4	5	0	0	0	0	1	2	0	0	0	0	0	12
12:45	0	8	7	0	3	0	0	0	0	0	0	0	0	0	18
	0	33	23	1	3	0	0	3	3	0	0	0	0	1	67
13:00	0	9	8	1	0	0	0	0	1	0	0	0	0	2	21
13:15	0	13	7	1	0	0	0	0	0	0	0	0	0	0	21
13:30	0	15	6	1	0	0	0	0	0	0	0	0	0	0	22
13:45	0	5	5	0	1	0	0	2	1	0	0	0	0	2	16
	0	42	26	3	1	0	0	2	2	0	0	0	0	4	80
14:00	0	11	4	0	2	0	0	1	0	0	0	0	0	0	18
14:15	0	5	7	0	1	0	0	1	0	0	0	0	0	0	14
14:30	0	17	5	0	1	0	0	0	0	0	0	0	0	0	23
14:45	0	11	8	0	1	0	0	1	0	0	0	0	0	1	22
	0	44	24	0	5	0	0	3	0	0	0	0	0	1	77
15:00	0	11	9	1	1	0	0	1	0	0	0	0	0	1	24
15:15	0	14	14	0	2	0	0	1	1	0	0	0	0	0	32
15:30	0	13	3	1	0	0	0	0	0	0	0	0	0	0	17
15:45	0	18	10	1	2	0	0	0	0	0	0	0	0	0	31
	0	56	36	3	5	0	0	2	1	0	0	0	0	1	104
16:00	0	11	7	0	2	0	0	0	0	0	0	0	0	0	20
16:15	*	*	*	*	*	*	*	*	*	*	*	*	*	*	*
16:30	*	*	*	*	*	*	*	*	*	*	*	*	*	*	*
16:45	*	*	*	*	*	*	*	*	*	*	*	*	*	*	*
	0	0	0	0	0	0	0	0	0	0	0	0	0	0	0
17:00	*	*	*	*	*	*	*	*	*	*	*	*	*	*	*
17:15	*	*	*	*	*	*	*	*	*	*	*	*	*	*	*
17:30	*	*	*	*	*	*	*	*	*	*	*	*	*	*	*
17:45	*	*	*	*	*	*	*	*	*	*	*	*	*	*	*
	0	0	0	0	0	0	0	0	0	0	0	0	0	0	0
18:00	*	*	*	*	*	*	*	*	*	*	*	*	*	*	*
18:15	*	*	*	*	*	*	*	*	*	*	*	*	*	*	*
18:30	*	*	*	*	*	*	*	*	*	*	*	*	*	*	*
18:45	*	*	*	*	*	*	*	*	*	*	*	*	*	*	*
	0	0	0	0	0	0	0	0	0	0	0	0	0	0	0
19:00	*	*	*	*	*	*	*	*	*	*	*	*	*	*	*
19:15	*	*	*	*	*	*	*	*	*	*	*	*	*	*	*
19:30	*	*	*	*	*	*	*	*	*	*	*	*	*	*	*
19:45	*	*	*	*	*	*	*	*	*	*	*	*	*	*	*
	0	0	0	0	0	0	0	0	0	0	0	0	0	0	0
20:00	*	*	*	*	*	*	*	*	*	*	*	*	*	*	*
20:15	*	*	*	*	*	*	*	*	*	*	*	*	*	*	*
20:30	*	*	*	*	*	*	*	*	*	*	*	*	*	*	*
20:45	*	*	*	*	*	*	*	*	*	*	*	*	*	*	*
	0	0	0	0	0	0	0	0	0	0	0	0	0	0	0
21:00	*	*	*	*	*	*	*	*	*	*	*	*	*	*	*
21:15	*	*	*	*	*	*	*	*	*	*	*	*	*	*	*
21:30	*	*	*	*	*	*	*	*	*	*	*	*	*	*	*
21:45	*	*	*	*	*	*	*	*	*	*	*	*	*	*	*
	0	0	0	0	0	0	0	0	0	0	0	0	0	0	0
22:00	*	*	*	*	*	*	*	*	*	*	*	*	*	*	*
22:15	*	*	*	*	*	*	*	*	*	*	*	*	*	*	*
22:30	*	*	*	*	*	*	*	*	*	*	*	*	*	*	*
22:45	*	*	*	*	*	*	*	*	*	*	*	*	*	*	*
	0	0	0	0	0	0	0	0	0	0	0	0	0	0	0
23:00	*	*	*	*	*	*	*	*	*	*	*	*	*	*	*
23:15	*	*	*	*	*	*	*	*	*	*	*	*	*	*	*
23:30	*	*	*	*	*	*	*	*	*	*	*	*	*	*	*
23:45	*	*	*	*	*	*	*	*	*	*	*	*	*	*	*
	0	0	0	0	0	0	0	0	0	0	0	0	0	0	0
Total	0	186	116	7	16	0	0	10	6	0	0	0	0	7	348
Percent	0.0%	53.4%	33.3%	2.0%	4.6%	0.0%	0.0%	2.9%	1.7%	0.0%	0.0%	0.0%	0.0%	2.0%	
Grand Total	5	1427	592	39	124	6	0	73	42	0	0	0	0	36	2344
Percent	0.2%	60.9%	25.3%	1.7%	5.3%	0.3%	0.0%	3.1%	1.8%	0.0%	0.0%	0.0%	0.0%	1.5%	

VHB Engineering NC, PC

4000 WestChase Boulevard, Suite 530
Raleigh, NC 27607
p: 919-829-0328 f: 919-829-0329

Site Code: NC 56
Station ID: 11
US 15
North of Sunset Street
Date Start: 02-Dec-14

Southbound, Northbound

Start Time	Bikes	Cars & Trailer	2 Axle Long	Buses	2 Axle 6 Tire	3 Axle Single	4 Axle Single	<5 Axl Double	5 Axle Double	>6 Axl Double	<6 Axl Multi	6 Axle Multi	>6 Axl Multi	Not Classe	Total
12/02/14	*	*	*	*	*	*	*	*	*	*	*	*	*	*	*
00:15	*	*	*	*	*	*	*	*	*	*	*	*	*	*	*
00:30	*	*	*	*	*	*	*	*	*	*	*	*	*	*	*
00:45	*	*	*	*	*	*	*	*	*	*	*	*	*	*	*
	0	0	0	0	0	0	0	0	0	0	0	0	0	0	0
01:00	*	*	*	*	*	*	*	*	*	*	*	*	*	*	*
01:15	*	*	*	*	*	*	*	*	*	*	*	*	*	*	*
01:30	*	*	*	*	*	*	*	*	*	*	*	*	*	*	*
01:45	*	*	*	*	*	*	*	*	*	*	*	*	*	*	*
	0	0	0	0	0	0	0	0	0	0	0	0	0	0	0
02:00	*	*	*	*	*	*	*	*	*	*	*	*	*	*	*
02:15	*	*	*	*	*	*	*	*	*	*	*	*	*	*	*
02:30	*	*	*	*	*	*	*	*	*	*	*	*	*	*	*
02:45	*	*	*	*	*	*	*	*	*	*	*	*	*	*	*
	0	0	0	0	0	0	0	0	0	0	0	0	0	0	0
03:00	*	*	*	*	*	*	*	*	*	*	*	*	*	*	*
03:15	*	*	*	*	*	*	*	*	*	*	*	*	*	*	*
03:30	*	*	*	*	*	*	*	*	*	*	*	*	*	*	*
03:45	*	*	*	*	*	*	*	*	*	*	*	*	*	*	*
	0	0	0	0	0	0	0	0	0	0	0	0	0	0	0
04:00	*	*	*	*	*	*	*	*	*	*	*	*	*	*	*
04:15	*	*	*	*	*	*	*	*	*	*	*	*	*	*	*
04:30	*	*	*	*	*	*	*	*	*	*	*	*	*	*	*
04:45	*	*	*	*	*	*	*	*	*	*	*	*	*	*	*
	0	0	0	0	0	0	0	0	0	0	0	0	0	0	0
05:00	*	*	*	*	*	*	*	*	*	*	*	*	*	*	*
05:15	*	*	*	*	*	*	*	*	*	*	*	*	*	*	*
05:30	*	*	*	*	*	*	*	*	*	*	*	*	*	*	*
05:45	*	*	*	*	*	*	*	*	*	*	*	*	*	*	*
	0	0	0	0	0	0	0	0	0	0	0	0	0	0	0
06:00	*	*	*	*	*	*	*	*	*	*	*	*	*	*	*
06:15	*	*	*	*	*	*	*	*	*	*	*	*	*	*	*
06:30	*	*	*	*	*	*	*	*	*	*	*	*	*	*	*
06:45	*	*	*	*	*	*	*	*	*	*	*	*	*	*	*
	0	0	0	0	0	0	0	0	0	0	0	0	0	0	0
07:00	*	*	*	*	*	*	*	*	*	*	*	*	*	*	*
07:15	*	*	*	*	*	*	*	*	*	*	*	*	*	*	*
07:30	*	*	*	*	*	*	*	*	*	*	*	*	*	*	*
07:45	*	*	*	*	*	*	*	*	*	*	*	*	*	*	*
	0	0	0	0	0	0	0	0	0	0	0	0	0	0	0
08:00	*	*	*	*	*	*	*	*	*	*	*	*	*	*	*
08:15	*	*	*	*	*	*	*	*	*	*	*	*	*	*	*
08:30	*	*	*	*	*	*	*	*	*	*	*	*	*	*	*
08:45	*	*	*	*	*	*	*	*	*	*	*	*	*	*	*
	0	0	0	0	0	0	0	0	0	0	0	0	0	0	0
09:00	*	*	*	*	*	*	*	*	*	*	*	*	*	*	*
09:15	*	*	*	*	*	*	*	*	*	*	*	*	*	*	*
09:30	*	*	*	*	*	*	*	*	*	*	*	*	*	*	*
09:45	*	*	*	*	*	*	*	*	*	*	*	*	*	*	*
	0	0	0	0	0	0	0	0	0	0	0	0	0	0	0
10:00	*	*	*	*	*	*	*	*	*	*	*	*	*	*	*
10:15	*	*	*	*	*	*	*	*	*	*	*	*	*	*	*
10:30	*	*	*	*	*	*	*	*	*	*	*	*	*	*	*
10:45	*	*	*	*	*	*	*	*	*	*	*	*	*	*	*
	0	0	0	0	0	0	0	0	0	0	0	0	0	0	0
11:00	*	*	*	*	*	*	*	*	*	*	*	*	*	*	*
11:15	*	*	*	*	*	*	*	*	*	*	*	*	*	*	*
11:30	*	*	*	*	*	*	*	*	*	*	*	*	*	*	*
11:45	*	*	*	*	*	*	*	*	*	*	*	*	*	*	*
	0	0	0	0	0	0	0	0	0	0	0	0	0	0	0
Total	0	0	0	0	0	0	0	0	0	0	0	0	0	0	0
Percent	0.0%	0.0%	0.0%	0.0%	0.0%	0.0%	0.0%	0.0%	0.0%	0.0%	0.0%	0.0%	0.0%	0.0%	

VHB Engineering NC, PC

4000 WestChase Boulevard, Suite 530
Raleigh, NC 27607
p: 919-829-0328 f: 919-829-0329

Site Code: NC 56
Station ID: 11
US 15
North of Sunset Street
Date Start: 02-Dec-14

Southbound, Northbound

Start Time	Bikes	Cars & Trailer	2 Axle Long	Buses	2 Axle 6 Tire	3 Axle Single	4 Axle Single	<5 Axl Double	5 Axle Double	>6 Axl Double	<6 Axl Multi	6 Axle Multi	>6 Axl Multi	Not Classe	Total
12 PM	*	*	*	*	*	*	*	*	*	*	*	*	*	*	*
12:15	*	*	*	*	*	*	*	*	*	*	*	*	*	*	*
12:30	*	*	*	*	*	*	*	*	*	*	*	*	*	*	*
12:45	*	*	*	*	*	*	*	*	*	*	*	*	*	*	*
	0	0	0	0	0	0	0	0	0	0	0	0	0	0	0
13:00	*	*	*	*	*	*	*	*	*	*	*	*	*	*	*
13:15	*	*	*	*	*	*	*	*	*	*	*	*	*	*	*
13:30	*	*	*	*	*	*	*	*	*	*	*	*	*	*	*
13:45	*	*	*	*	*	*	*	*	*	*	*	*	*	*	*
	0	0	0	0	0	0	0	0	0	0	0	0	0	0	0
14:00	*	*	*	*	*	*	*	*	*	*	*	*	*	*	*
14:15	*	*	*	*	*	*	*	*	*	*	*	*	*	*	*
14:30	*	*	*	*	*	*	*	*	*	*	*	*	*	*	*
14:45	*	*	*	*	*	*	*	*	*	*	*	*	*	*	*
	0	0	0	0	0	0	0	0	0	0	0	0	0	0	0
15:00	*	*	*	*	*	*	*	*	*	*	*	*	*	*	*
15:15	*	*	*	*	*	*	*	*	*	*	*	*	*	*	*
15:30	*	*	*	*	*	*	*	*	*	*	*	*	*	*	*
15:45	*	*	*	*	*	*	*	*	*	*	*	*	*	*	*
	0	0	0	0	0	0	0	0	0	0	0	0	0	0	0
16:00	0	25	16	0	3	0	0	3	1	0	0	0	0	0	48
16:15	0	29	6	2	2	0	0	1	0	0	0	0	0	1	41
16:30	0	26	12	0	1	0	0	0	1	0	0	0	0	1	41
16:45	0	27	8	0	3	0	0	0	0	0	0	0	0	1	39
	0	107	42	2	9	0	0	4	2	0	0	0	0	3	169
17:00	1	44	10	1	1	0	0	4	0	0	0	0	0	0	61
17:15	1	34	7	0	3	0	0	0	0	0	0	0	0	0	45
17:30	0	33	13	0	4	0	0	0	1	0	0	0	0	3	54
17:45	0	28	7	0	0	0	0	0	1	0	0	0	0	0	36
	2	139	37	1	8	0	0	4	2	0	0	0	0	3	196
18:00	0	26	8	0	1	0	0	0	0	0	0	0	0	0	35
18:15	0	27	9	0	3	0	0	1	1	0	0	0	0	1	42
18:30	0	13	8	0	0	0	0	1	0	0	0	0	0	0	22
18:45	0	22	6	1	1	0	0	2	0	0	0	0	0	0	32
	0	88	31	1	5	0	0	4	1	0	0	0	0	1	131
19:00	0	18	4	0	2	0	0	0	0	0	0	0	0	0	24
19:15	0	23	4	0	0	0	0	0	0	0	0	0	0	0	27
19:30	0	13	8	0	0	0	0	0	0	0	0	0	0	0	21
19:45	0	16	3	0	1	0	0	0	0	0	0	0	0	0	20
	0	70	19	0	3	0	0	0	0	0	0	0	0	0	92
20:00	0	18	3	0	2	0	0	0	0	0	0	0	0	0	23
20:15	0	8	5	0	1	0	0	0	0	0	0	0	0	0	14
20:30	0	6	1	0	0	0	0	0	0	0	0	0	0	0	7
20:45	0	13	3	0	0	0	0	1	1	0	0	0	0	0	18
	0	45	12	0	3	0	0	1	1	0	0	0	0	0	62
21:00	0	7	5	0	0	0	0	0	0	0	0	0	0	0	12
21:15	0	11	1	0	0	0	0	0	1	0	0	0	0	0	13
21:30	0	16	0	0	0	0	0	0	0	0	0	0	0	0	16
21:45	0	9	2	0	0	0	0	0	1	0	0	0	0	0	12
	0	43	8	0	0	0	0	0	2	0	0	0	0	0	53
22:00	0	3	2	0	1	0	0	0	0	0	0	0	0	0	6
22:15	0	5	2	0	0	0	0	0	1	0	0	0	0	0	8
22:30	0	5	3	0	0	0	0	0	0	0	0	0	0	0	8
22:45	0	7	2	0	0	0	0	1	0	0	0	0	0	0	10
	0	20	9	0	1	0	0	1	1	0	0	0	0	0	32
23:00	0	1	1	0	0	0	0	0	0	0	0	0	0	0	2
23:15	0	6	1	0	0	0	0	0	0	0	0	0	0	0	7
23:30	0	3	2	0	0	0	0	0	0	0	0	0	0	0	5
23:45	0	2	2	0	0	0	0	0	0	0	0	0	0	0	4
	0	12	6	0	0	0	0	0	0	0	0	0	0	0	18
Total	2	524	164	4	29	0	0	14	9	0	0	0	0	7	753
Percent	0.3%	69.6%	21.8%	0.5%	3.9%	0.0%	0.0%	1.9%	1.2%	0.0%	0.0%	0.0%	0.0%	0.9%	

VHB Engineering NC, PC

4000 WestChase Boulevard, Suite 530
Raleigh, NC 27607
p: 919-829-0328 f: 919-829-0329

Site Code: NC 56
Station ID: 11
US 15
North of Sunset Street
Date Start: 02-Dec-14

Southbound, Northbound

Start Time	Bikes	Cars & Trailer	2 Axle Long	Buses	2 Axle 6 Tire	3 Axle Single	4 Axle Single	<5 Axl Double	5 Axle Double	>6 Axl Double	<6 Axl Multi	6 Axle Multi	>6 Axl Multi	Not Classe	Total
12/03/1															
4	0	2	0	0	0	0	0	0	0	0	0	0	0	0	2
00:15	0	3	0	0	0	0	0	0	2	0	0	0	0	0	5
00:30	0	4	1	0	0	0	0	0	0	0	0	0	0	0	5
00:45	0	5	0	0	0	0	0	0	0	0	0	0	0	0	5
	0	14	1	0	0	0	0	0	2	0	0	0	0	0	17
01:00	0	0	0	0	0	0	0	0	0	0	0	0	0	0	0
01:15	0	2	1	0	1	0	0	0	0	0	0	0	0	0	4
01:30	0	0	3	0	0	0	0	0	0	0	0	0	0	0	3
01:45	0	0	0	0	0	0	0	0	0	0	0	0	0	0	0
	0	2	4	0	1	0	0	0	0	0	0	0	0	0	7
02:00	0	0	0	0	0	0	0	0	0	0	0	0	0	0	0
02:15	0	0	0	0	0	0	0	0	0	0	0	0	0	0	0
02:30	0	1	0	0	0	0	0	1	0	0	0	0	0	0	2
02:45	0	0	0	0	0	0	0	0	0	0	0	0	0	0	0
	0	1	0	0	0	0	0	1	0	0	0	0	0	0	2
03:00	0	1	1	0	0	0	0	0	0	0	0	0	0	0	2
03:15	0	0	0	0	0	0	0	0	0	0	0	0	0	0	0
03:30	0	2	0	0	0	0	0	0	0	0	0	0	0	0	2
03:45	0	0	0	0	0	0	0	0	0	0	0	0	0	0	0
	0	3	1	0	0	0	0	0	0	0	0	0	0	0	4
04:00	0	2	0	0	0	0	0	0	0	0	0	0	0	0	2
04:15	0	2	0	0	0	1	0	0	0	0	0	0	0	0	3
04:30	0	4	1	0	0	0	0	1	0	0	0	0	0	0	6
04:45	0	1	0	0	0	0	0	0	0	0	0	0	0	0	1
	0	9	1	0	0	1	0	1	0	0	0	0	0	0	12
05:00	0	2	1	0	0	0	0	1	0	0	0	0	0	0	4
05:15	0	2	0	0	2	0	0	0	0	0	0	0	0	0	4
05:30	0	3	3	0	0	0	0	1	0	0	0	0	0	0	7
05:45	0	5	3	0	0	0	0	0	0	0	0	0	0	1	9
	0	12	7	0	2	0	0	2	0	0	0	0	0	1	24
06:00	0	10	3	0	1	0	0	1	1	0	0	0	0	0	16
06:15	0	10	3	0	1	0	0	0	0	0	0	0	0	0	14
06:30	0	18	3	2	2	0	0	2	1	0	0	0	0	1	29
06:45	0	18	0	1	0	0	0	1	1	0	0	0	0	0	21
	0	56	9	3	4	0	0	4	3	0	0	0	0	1	80
07:00	0	21	9	0	1	0	0	0	0	0	0	0	0	0	31
07:15	0	20	8	0	5	0	0	1	0	0	0	0	0	1	35
07:30	0	23	10	1	2	0	0	0	0	0	0	0	0	1	37
07:45	0	31	15	0	1	0	0	3	0	0	0	0	0	1	51
	0	95	42	1	9	0	0	4	0	0	0	0	0	3	154
08:00	0	29	13	0	3	0	0	3	0	0	0	0	0	0	48
08:15	0	40	13	2	2	0	0	1	0	0	0	0	0	1	59
08:30	0	17	13	0	1	0	0	1	1	0	0	0	0	2	35
08:45	0	17	5	1	2	0	0	2	0	0	0	0	0	0	27
	0	103	44	3	8	0	0	7	1	0	0	0	0	3	169
09:00	0	18	8	0	1	1	0	1	1	0	0	0	0	0	30
09:15	0	24	7	4	7	0	0	3	1	0	0	0	0	1	47
09:30	0	14	11	1	0	0	0	1	0	0	0	0	0	0	27
09:45	0	21	6	0	5	0	0	0	0	0	0	0	0	0	32
	0	77	32	5	13	1	0	5	2	0	0	0	0	1	136
10:00	0	16	6	0	4	0	0	2	0	0	0	0	0	0	28
10:15	0	14	7	0	3	0	0	4	2	0	0	0	0	0	30
10:30	0	18	8	0	2	0	0	5	0	0	0	0	0	0	33
10:45	0	23	5	0	2	0	0	2	0	0	0	0	0	0	32
	0	71	26	0	11	0	0	13	2	0	0	0	0	0	123
11:00	0	27	8	1	4	0	0	4	1	0	0	0	0	1	46
11:15	0	18	12	0	3	0	0	0	1	0	0	0	0	1	35
11:30	0	24	13	0	1	0	0	2	0	0	0	0	0	0	40
11:45	0	15	8	0	1	0	0	2	1	0	0	0	0	1	28
	0	84	41	1	9	0	0	8	3	0	0	0	0	3	149
Total	0	527	208	13	57	2	0	45	13	0	0	0	0	12	877
Percent	0.0%	60.1%	23.7%	1.5%	6.5%	0.2%	0.0%	5.1%	1.5%	0.0%	0.0%	0.0%	0.0%	1.4%	

VHB Engineering NC, PC

4000 WestChase Boulevard, Suite 530
Raleigh, NC 27607
p: 919-829-0328 f: 919-829-0329

Site Code: NC 56
Station ID: 11
US 15
North of Sunset Street
Date Start: 02-Dec-14

Southbound, Northbound

Start Time	Bikes	Cars & Trailer	2 Axle Long	Buses	2 Axle 6 Tire	3 Axle Single	4 Axle Single	<5 Axl Double	5 Axle Double	>6 Axl Double	<6 Axl Multi	6 Axle Multi	>6 Axl Multi	Not Classe	Total
12 PM	0	19	7	2	0	0	0	4	1	0	0	0	0	0	33
12:15	0	23	4	0	3	0	0	1	1	0	0	0	0	0	32
12:30	0	17	12	1	1	0	0	2	1	0	0	0	0	0	34
12:45	0	17	12	2	5	0	0	0	1	0	0	0	0	4	41
	0	76	35	5	9	0	0	7	4	0	0	0	0	4	140
13:00	0	13	5	0	3	0	0	2	0	0	0	0	0	0	23
13:15	0	19	6	0	2	0	0	1	0	0	0	0	0	0	28
13:30	0	18	9	1	4	0	0	2	0	0	0	0	0	2	36
13:45	0	14	9	3	2	0	0	2	0	0	0	0	0	0	30
	0	64	29	4	11	0	0	7	0	0	0	0	0	2	117
14:00	0	33	8	2	3	0	0	1	0	0	0	0	0	0	47
14:15	0	20	5	1	3	0	0	1	0	0	0	0	0	0	30
14:30	0	22	6	0	5	0	0	2	0	0	0	0	0	2	37
14:45	0	20	8	2	1	0	0	4	1	0	0	0	0	0	36
	0	95	27	5	12	0	0	8	1	0	0	0	0	2	150
15:00	0	18	14	3	5	0	0	1	0	0	0	0	0	2	43
15:15	1	29	3	0	3	0	0	1	4	0	0	0	0	1	42
15:30	0	37	7	1	1	1	0	2	1	0	0	0	0	3	53
15:45	1	44	16	3	3	0	0	1	0	0	0	0	0	0	68
	2	128	40	7	12	1	0	5	5	0	0	0	0	6	206
16:00	0	30	15	0	3	0	0	1	0	0	0	0	0	3	52
16:15	0	39	5	2	2	0	0	1	0	0	0	0	0	0	49
16:30	0	29	10	0	2	0	0	0	0	0	0	0	0	0	41
16:45	0	30	14	0	0	0	0	1	0	0	0	0	0	2	47
	0	128	44	2	7	0	0	3	0	0	0	0	0	5	189
17:00	0	24	11	1	3	0	0	4	0	0	0	0	0	0	43
17:15	0	42	9	0	5	0	0	1	0	0	0	0	0	0	57
17:30	0	31	22	0	2	0	0	2	0	0	0	0	0	2	59
17:45	0	21	6	0	1	1	0	2	0	0	0	0	0	0	31
	0	118	48	1	11	1	0	9	0	0	0	0	0	2	190
18:00	0	26	8	0	0	0	0	1	0	0	0	0	0	2	37
18:15	0	21	10	0	1	0	0	1	0	0	0	0	0	0	33
18:30	0	22	4	0	2	0	0	0	0	0	0	0	0	1	29
18:45	0	14	5	1	1	0	0	0	0	0	0	0	0	0	21
	0	83	27	1	4	0	0	2	0	0	0	0	0	3	120
19:00	0	17	6	0	2	0	0	0	0	0	0	0	0	0	25
19:15	0	14	2	0	1	0	0	2	0	0	0	0	0	0	19
19:30	0	23	10	0	0	0	0	1	1	0	0	0	0	0	35
19:45	0	13	5	0	0	0	0	1	0	0	0	0	0	0	19
	0	67	23	0	3	0	0	4	1	0	0	0	0	0	98
20:00	0	13	8	0	0	0	0	1	0	0	0	0	0	0	22
20:15	0	10	3	0	1	0	0	1	0	0	0	0	0	0	15
20:30	0	20	2	0	1	0	0	0	1	0	0	0	0	0	24
20:45	0	13	4	0	0	0	0	0	0	0	0	0	0	0	17
	0	56	17	0	2	0	0	2	1	0	0	0	0	0	78
21:00	0	12	1	0	1	0	0	0	0	0	0	0	0	2	16
21:15	0	11	4	0	0	0	0	0	0	0	0	0	0	0	15
21:30	0	7	1	0	0	0	0	0	0	0	0	0	0	0	8
21:45	0	9	2	0	0	0	0	0	1	0	0	0	0	0	12
	0	39	8	0	1	0	0	0	1	0	0	0	0	2	51
22:00	0	8	0	1	0	0	0	0	0	0	0	0	0	0	9
22:15	0	3	3	0	0	0	0	0	0	0	0	0	0	0	6
22:30	0	9	3	0	0	0	0	0	0	0	0	0	0	0	12
22:45	0	7	3	0	0	0	0	0	0	0	0	0	0	0	10
	0	27	9	1	0	0	0	0	0	0	0	0	0	0	37
23:00	0	2	1	0	0	0	0	0	0	0	0	0	0	0	3
23:15	0	3	1	0	0	0	0	0	0	0	0	0	0	0	4
23:30	0	3	1	0	0	0	0	0	0	0	0	0	0	0	4
23:45	0	1	3	0	0	0	0	0	0	0	0	0	0	0	4
	0	9	6	0	0	0	0	0	0	0	0	0	0	0	15
Total	2	890	313	26	72	2	0	47	13	0	0	0	0	26	1391
Percent	0.1%	64.0%	22.5%	1.9%	5.2%	0.1%	0.0%	3.4%	0.9%	0.0%	0.0%	0.0%	0.0%	1.9%	

VHB Engineering NC, PC

4000 WestChase Boulevard, Suite 530
Raleigh, NC 27607
p: 919-829-0328 f: 919-829-0329

Site Code: NC 56
Station ID: 11
US 15
North of Sunset Street
Date Start: 02-Dec-14

Southbound, Northbound

Start Time	Bikes	Cars & Trailer	2 Axle Long	Buses	2 Axle 6 Tire	3 Axle Single	4 Axle Single	<5 Axl Double	5 Axle Double	>6 Axl Double	<6 Axl Multi	6 Axle Multi	>6 Axl Multi	Not Classe	Total
12/04/1															
4	0	3	0	0	0	0	0	0	0	0	0	0	0	0	3
00:15	0	2	1	0	0	0	0	0	0	0	0	0	0	0	3
00:30	0	1	0	0	1	0	0	0	0	0	0	0	0	0	2
00:45	0	2	1	0	0	0	0	0	0	0	0	0	0	0	3
	0	8	2	0	1	0	0	0	0	0	0	0	0	0	11
01:00	0	3	0	0	0	0	0	0	0	0	0	0	0	0	3
01:15	0	1	0	0	0	0	0	0	0	0	0	0	0	0	1
01:30	0	0	0	0	0	0	0	0	0	0	0	0	0	0	0
01:45	0	2	0	0	0	0	0	0	1	0	0	0	0	0	3
	0	6	0	0	0	0	0	0	1	0	0	0	0	0	7
02:00	0	0	0	0	0	0	0	0	0	0	0	0	0	0	0
02:15	1	0	0	0	0	1	0	1	0	0	0	0	0	0	3
02:30	0	0	0	0	0	0	0	0	0	0	0	0	0	0	0
02:45	0	1	0	0	0	0	0	0	0	0	0	0	0	0	1
	1	1	0	0	0	1	0	1	0	0	0	0	0	0	4
03:00	0	0	0	0	0	0	0	1	0	0	0	0	0	0	1
03:15	0	0	0	0	0	0	0	0	0	0	0	0	0	0	0
03:30	0	1	0	0	0	0	0	0	0	0	0	0	0	0	1
03:45	0	1	0	0	0	0	0	0	0	0	0	0	0	0	1
	0	2	0	0	0	0	0	1	0	0	0	0	0	0	3
04:00	0	0	0	0	1	0	0	0	0	0	0	0	0	0	1
04:15	0	4	3	0	0	0	0	0	0	0	0	0	0	0	7
04:30	0	3	0	0	0	0	0	0	0	0	0	0	0	0	3
04:45	0	1	1	0	0	0	0	0	0	0	0	0	0	0	2
	0	8	4	0	1	0	0	0	0	0	0	0	0	0	13
05:00	0	1	0	0	0	0	0	0	0	0	0	0	0	0	1
05:15	0	0	1	0	0	0	0	0	0	0	0	0	0	0	1
05:30	0	5	3	0	0	0	0	0	1	0	0	0	0	0	9
05:45	0	7	2	0	1	0	0	0	0	0	0	0	0	0	10
	0	13	6	0	1	0	0	0	1	0	0	0	0	0	21
06:00	0	8	4	0	0	0	0	0	0	0	0	0	0	0	12
06:15	0	11	4	0	4	0	0	1	0	0	0	0	0	0	20
06:30	0	16	3	1	2	0	0	0	0	0	0	0	0	0	22
06:45	0	12	3	1	1	0	0	1	0	0	0	0	0	0	18
	0	47	14	2	7	0	0	2	0	0	0	0	0	0	72
07:00	0	28	6	0	4	0	0	3	0	0	0	0	0	0	41
07:15	0	20	16	0	3	0	0	1	0	0	0	0	0	0	40
07:30	0	23	7	0	3	0	0	3	0	0	0	0	0	0	36
07:45	1	34	4	1	2	1	0	2	0	0	0	0	0	1	46
	1	105	33	1	12	1	0	9	0	0	0	0	0	1	163
08:00	0	28	13	0	1	0	0	1	0	0	0	0	0	0	43
08:15	0	40	8	1	2	0	0	3	0	0	0	0	0	0	54
08:30	0	21	6	1	2	0	0	2	1	0	0	0	0	2	35
08:45	1	24	11	1	1	0	0	1	0	0	0	0	0	0	39
	1	113	38	3	6	0	0	7	1	0	0	0	0	2	171
09:00	0	17	4	1	4	0	0	1	1	0	0	0	0	1	29
09:15	0	12	11	0	2	0	0	4	0	0	0	0	0	0	29
09:30	0	24	9	1	1	0	0	2	2	0	0	0	0	0	39
09:45	0	22	5	1	1	0	0	3	1	0	0	0	0	0	33
	0	75	29	3	8	0	0	10	4	0	0	0	0	1	130
10:00	0	18	5	0	0	1	0	1	0	0	0	0	0	0	25
10:15	0	16	6	0	0	0	0	7	1	0	0	0	0	0	30
10:30	0	17	11	0	0	0	0	2	0	0	0	0	0	0	30
10:45	0	15	9	0	1	0	0	1	0	0	0	0	0	1	27
	0	66	31	0	1	1	0	11	1	0	0	0	0	1	112
11:00	0	19	9	0	0	0	0	1	0	0	0	0	0	0	29
11:15	0	18	7	2	1	0	0	5	0	0	0	0	0	0	33
11:30	0	17	10	0	3	0	0	2	0	0	0	0	0	0	32
11:45	0	20	8	2	3	0	0	0	0	0	0	0	0	0	33
	0	74	34	4	7	0	0	8	0	0	0	0	0	0	127
Total	3	518	191	13	44	3	0	49	8	0	0	0	0	5	834
Percent	0.4%	62.1%	22.9%	1.6%	5.3%	0.4%	0.0%	5.9%	1.0%	0.0%	0.0%	0.0%	0.0%	0.6%	

VHB Engineering NC, PC

4000 WestChase Boulevard, Suite 530
Raleigh, NC 27607
p: 919-829-0328 f: 919-829-0329

Site Code: NC 56
Station ID: 11
US 15
North of Sunset Street
Date Start: 02-Dec-14

Southbound, Northbound

Start Time	Bikes	Cars & Trailer	2 Axle Long	Buses	2 Axle 6 Tire	3 Axle Single	4 Axle Single	<5 Axl Double	5 Axle Double	>6 Axl Double	<6 Axl Multi	6 Axle Multi	>6 Axl Multi	Not Classe	Total
12 PM	0	22	8	0	0	0	0	2	1	0	0	0	0	0	33
12:15	0	23	13	2	0	1	0	3	0	0	0	0	0	1	43
12:30	0	15	7	0	0	0	0	5	3	0	0	0	0	0	30
12:45	0	26	10	0	6	0	0	1	0	0	0	0	0	0	43
	0	86	38	2	6	1	0	11	4	0	0	0	0	1	149
13:00	0	26	14	4	0	0	0	1	1	0	0	0	0	2	48
13:15	0	22	9	1	0	0	0	2	0	0	0	0	0	0	34
13:30	0	24	9	2	0	0	0	1	0	0	0	0	0	0	36
13:45	0	17	7	0	1	0	0	3	1	0	0	0	0	3	32
	0	89	39	7	1	0	0	7	2	0	0	0	0	5	150
14:00	0	24	5	0	2	0	0	1	0	0	0	0	0	0	32
14:15	0	15	14	0	2	0	0	2	0	0	0	0	0	0	33
14:30	0	26	9	0	1	0	0	0	0	0	0	0	0	0	36
14:45	0	22	14	0	2	0	0	2	0	0	0	0	0	1	41
	0	87	42	0	7	0	0	5	0	0	0	0	0	1	142
15:00	0	19	15	1	2	0	0	2	0	0	0	0	0	3	42
15:15	0	30	17	0	3	0	0	1	1	0	0	0	0	1	53
15:30	0	33	9	3	2	0	0	1	0	0	0	0	0	0	48
15:45	0	44	13	1	3	0	0	1	0	0	0	0	0	0	62
	0	126	54	5	10	0	0	5	1	0	0	0	0	4	205
16:00	0	27	10	0	3	0	0	0	0	0	0	0	0	1	41
16:15	*	*	*	*	*	*	*	*	*	*	*	*	*	*	*
16:30	*	*	*	*	*	*	*	*	*	*	*	*	*	*	*
16:45	*	*	*	*	*	*	*	*	*	*	*	*	*	*	*
	0	0	0	0	0	0	0	0	0	0	0	0	0	0	0
17:00	*	*	*	*	*	*	*	*	*	*	*	*	*	*	*
17:15	*	*	*	*	*	*	*	*	*	*	*	*	*	*	*
17:30	*	*	*	*	*	*	*	*	*	*	*	*	*	*	*
17:45	*	*	*	*	*	*	*	*	*	*	*	*	*	*	*
	0	0	0	0	0	0	0	0	0	0	0	0	0	0	0
18:00	*	*	*	*	*	*	*	*	*	*	*	*	*	*	*
18:15	*	*	*	*	*	*	*	*	*	*	*	*	*	*	*
18:30	*	*	*	*	*	*	*	*	*	*	*	*	*	*	*
18:45	*	*	*	*	*	*	*	*	*	*	*	*	*	*	*
	0	0	0	0	0	0	0	0	0	0	0	0	0	0	0
19:00	*	*	*	*	*	*	*	*	*	*	*	*	*	*	*
19:15	*	*	*	*	*	*	*	*	*	*	*	*	*	*	*
19:30	*	*	*	*	*	*	*	*	*	*	*	*	*	*	*
19:45	*	*	*	*	*	*	*	*	*	*	*	*	*	*	*
	0	0	0	0	0	0	0	0	0	0	0	0	0	0	0
20:00	*	*	*	*	*	*	*	*	*	*	*	*	*	*	*
20:15	*	*	*	*	*	*	*	*	*	*	*	*	*	*	*
20:30	*	*	*	*	*	*	*	*	*	*	*	*	*	*	*
20:45	*	*	*	*	*	*	*	*	*	*	*	*	*	*	*
	0	0	0	0	0	0	0	0	0	0	0	0	0	0	0
21:00	*	*	*	*	*	*	*	*	*	*	*	*	*	*	*
21:15	*	*	*	*	*	*	*	*	*	*	*	*	*	*	*
21:30	*	*	*	*	*	*	*	*	*	*	*	*	*	*	*
21:45	*	*	*	*	*	*	*	*	*	*	*	*	*	*	*
	0	0	0	0	0	0	0	0	0	0	0	0	0	0	0
22:00	*	*	*	*	*	*	*	*	*	*	*	*	*	*	*
22:15	*	*	*	*	*	*	*	*	*	*	*	*	*	*	*
22:30	*	*	*	*	*	*	*	*	*	*	*	*	*	*	*
22:45	*	*	*	*	*	*	*	*	*	*	*	*	*	*	*
	0	0	0	0	0	0	0	0	0	0	0	0	0	0	0
23:00	*	*	*	*	*	*	*	*	*	*	*	*	*	*	*
23:15	*	*	*	*	*	*	*	*	*	*	*	*	*	*	*
23:30	*	*	*	*	*	*	*	*	*	*	*	*	*	*	*
23:45	*	*	*	*	*	*	*	*	*	*	*	*	*	*	*
	0	0	0	0	0	0	0	0	0	0	0	0	0	0	0
Total	0	415	183	14	27	1	0	28	7	0	0	0	0	12	687
Percent	0.0%	60.4%	26.6%	2.0%	3.9%	0.1%	0.0%	4.1%	1.0%	0.0%	0.0%	0.0%	0.0%	1.7%	
Grand Total	7	2874	1059	70	229	8	0	183	50	0	0	0	0	62	4542
Percent	0.2%	63.3%	23.3%	1.5%	5.0%	0.2%	0.0%	4.0%	1.1%	0.0%	0.0%	0.0%	0.0%	1.4%	

VHB Engineering NC, PC

4000 WestChase Boulevard, Suite 530
Raleigh, NC 27607
p: 919-829-0328 f: 919-829-0329

Site Code: NC 56
Station ID: 12
NC 56
West of Creedmore Elementary
Date Start: 02-Dec-14

Westbound

Start Time	Bikes	Cars & Trailer	2 Axle Long	Buses	2 Axle 6 Tire	3 Axle Single	4 Axle Single	<5 Axl Double	5 Axle Double	>6 Axl Double	<6 Axl Multi	6 Axle Multi	>6 Axl Multi	Not Classe	Total
12/02/14	*	*	*	*	*	*	*	*	*	*	*	*	*	*	*
00:15	*	*	*	*	*	*	*	*	*	*	*	*	*	*	*
00:30	*	*	*	*	*	*	*	*	*	*	*	*	*	*	*
00:45	*	*	*	*	*	*	*	*	*	*	*	*	*	*	*
	0	0	0	0	0	0	0	0	0	0	0	0	0	0	0
01:00	*	*	*	*	*	*	*	*	*	*	*	*	*	*	*
01:15	*	*	*	*	*	*	*	*	*	*	*	*	*	*	*
01:30	*	*	*	*	*	*	*	*	*	*	*	*	*	*	*
01:45	*	*	*	*	*	*	*	*	*	*	*	*	*	*	*
	0	0	0	0	0	0	0	0	0	0	0	0	0	0	0
02:00	*	*	*	*	*	*	*	*	*	*	*	*	*	*	*
02:15	*	*	*	*	*	*	*	*	*	*	*	*	*	*	*
02:30	*	*	*	*	*	*	*	*	*	*	*	*	*	*	*
02:45	*	*	*	*	*	*	*	*	*	*	*	*	*	*	*
	0	0	0	0	0	0	0	0	0	0	0	0	0	0	0
03:00	*	*	*	*	*	*	*	*	*	*	*	*	*	*	*
03:15	*	*	*	*	*	*	*	*	*	*	*	*	*	*	*
03:30	*	*	*	*	*	*	*	*	*	*	*	*	*	*	*
03:45	*	*	*	*	*	*	*	*	*	*	*	*	*	*	*
	0	0	0	0	0	0	0	0	0	0	0	0	0	0	0
04:00	*	*	*	*	*	*	*	*	*	*	*	*	*	*	*
04:15	*	*	*	*	*	*	*	*	*	*	*	*	*	*	*
04:30	*	*	*	*	*	*	*	*	*	*	*	*	*	*	*
04:45	*	*	*	*	*	*	*	*	*	*	*	*	*	*	*
	0	0	0	0	0	0	0	0	0	0	0	0	0	0	0
05:00	*	*	*	*	*	*	*	*	*	*	*	*	*	*	*
05:15	*	*	*	*	*	*	*	*	*	*	*	*	*	*	*
05:30	*	*	*	*	*	*	*	*	*	*	*	*	*	*	*
05:45	*	*	*	*	*	*	*	*	*	*	*	*	*	*	*
	0	0	0	0	0	0	0	0	0	0	0	0	0	0	0
06:00	*	*	*	*	*	*	*	*	*	*	*	*	*	*	*
06:15	*	*	*	*	*	*	*	*	*	*	*	*	*	*	*
06:30	*	*	*	*	*	*	*	*	*	*	*	*	*	*	*
06:45	*	*	*	*	*	*	*	*	*	*	*	*	*	*	*
	0	0	0	0	0	0	0	0	0	0	0	0	0	0	0
07:00	*	*	*	*	*	*	*	*	*	*	*	*	*	*	*
07:15	*	*	*	*	*	*	*	*	*	*	*	*	*	*	*
07:30	*	*	*	*	*	*	*	*	*	*	*	*	*	*	*
07:45	*	*	*	*	*	*	*	*	*	*	*	*	*	*	*
	0	0	0	0	0	0	0	0	0	0	0	0	0	0	0
08:00	*	*	*	*	*	*	*	*	*	*	*	*	*	*	*
08:15	*	*	*	*	*	*	*	*	*	*	*	*	*	*	*
08:30	*	*	*	*	*	*	*	*	*	*	*	*	*	*	*
08:45	*	*	*	*	*	*	*	*	*	*	*	*	*	*	*
	0	0	0	0	0	0	0	0	0	0	0	0	0	0	0
09:00	*	*	*	*	*	*	*	*	*	*	*	*	*	*	*
09:15	*	*	*	*	*	*	*	*	*	*	*	*	*	*	*
09:30	*	*	*	*	*	*	*	*	*	*	*	*	*	*	*
09:45	*	*	*	*	*	*	*	*	*	*	*	*	*	*	*
	0	0	0	0	0	0	0	0	0	0	0	0	0	0	0
10:00	*	*	*	*	*	*	*	*	*	*	*	*	*	*	*
10:15	*	*	*	*	*	*	*	*	*	*	*	*	*	*	*
10:30	*	*	*	*	*	*	*	*	*	*	*	*	*	*	*
10:45	*	*	*	*	*	*	*	*	*	*	*	*	*	*	*
	0	0	0	0	0	0	0	0	0	0	0	0	0	0	0
11:00	*	*	*	*	*	*	*	*	*	*	*	*	*	*	*
11:15	*	*	*	*	*	*	*	*	*	*	*	*	*	*	*
11:30	*	*	*	*	*	*	*	*	*	*	*	*	*	*	*
11:45	*	*	*	*	*	*	*	*	*	*	*	*	*	*	*
	0	0	0	0	0	0	0	0	0	0	0	0	0	0	0
Total	0	0	0	0	0	0	0	0	0	0	0	0	0	0	0
Percent	0.0%	0.0%	0.0%	0.0%	0.0%	0.0%	0.0%	0.0%	0.0%	0.0%	0.0%	0.0%	0.0%	0.0%	

VHB Engineering NC, PC

4000 WestChase Boulevard, Suite 530
Raleigh, NC 27607
p: 919-829-0328 f: 919-829-0329

Site Code: NC 56
Station ID: 12
NC 56
West of Creedmore Elementary
Date Start: 02-Dec-14

Westbound

Start Time	Bikes	Cars & Trailer	2 Axle Long	Buses	2 Axle 6 Tire	3 Axle Single	4 Axle Single	<5 Axl Double	5 Axle Double	>6 Axl Double	<6 Axl Multi	6 Axle Multi	>6 Axl Multi	Not Classe	Total
12 PM	*	*	*	*	*	*	*	*	*	*	*	*	*	*	*
12:15	*	*	*	*	*	*	*	*	*	*	*	*	*	*	*
12:30	*	*	*	*	*	*	*	*	*	*	*	*	*	*	*
12:45	*	*	*	*	*	*	*	*	*	*	*	*	*	*	*
	0	0	0	0	0	0	0	0	0	0	0	0	0	0	0
13:00	*	*	*	*	*	*	*	*	*	*	*	*	*	*	*
13:15	*	*	*	*	*	*	*	*	*	*	*	*	*	*	*
13:30	*	*	*	*	*	*	*	*	*	*	*	*	*	*	*
13:45	*	*	*	*	*	*	*	*	*	*	*	*	*	*	*
	0	0	0	0	0	0	0	0	0	0	0	0	0	0	0
14:00	*	*	*	*	*	*	*	*	*	*	*	*	*	*	*
14:15	*	*	*	*	*	*	*	*	*	*	*	*	*	*	*
14:30	*	*	*	*	*	*	*	*	*	*	*	*	*	*	*
14:45	*	*	*	*	*	*	*	*	*	*	*	*	*	*	*
	0	0	0	0	0	0	0	0	0	0	0	0	0	0	0
15:00	*	*	*	*	*	*	*	*	*	*	*	*	*	*	*
15:15	*	*	*	*	*	*	*	*	*	*	*	*	*	*	*
15:30	*	*	*	*	*	*	*	*	*	*	*	*	*	*	*
15:45	*	*	*	*	*	*	*	*	*	*	*	*	*	*	*
	0	0	0	0	0	0	0	0	0	0	0	0	0	0	0
16:00	0	88	35	1	7	0	0	1	0	0	0	0	0	7	139
16:15	2	99	27	2	3	0	0	2	1	0	0	0	0	2	138
16:30	0	97	37	0	3	1	0	1	1	0	0	0	0	5	145
16:45	1	111	36	1	6	2	0	2	1	0	0	0	0	7	167
	3	395	135	4	19	3	0	6	3	0	0	0	0	21	589
17:00	0	120	37	3	3	0	0	1	2	0	0	0	0	2	168
17:15	0	129	40	1	6	0	0	0	0	0	0	0	0	5	181
17:30	0	142	42	0	9	0	0	0	0	0	0	0	0	3	196
17:45	0	131	39	0	11	0	0	0	1	0	0	0	0	9	191
	0	522	158	4	29	0	0	1	3	0	0	0	0	19	736
18:00	0	104	28	0	6	1	0	1	0	0	0	0	0	5	145
18:15	0	70	19	0	3	0	0	0	0	0	0	0	0	2	94
18:30	0	53	16	0	3	1	0	1	0	0	0	0	0	3	77
18:45	0	81	24	0	1	0	0	0	0	0	0	0	0	1	107
	0	308	87	0	13	2	0	2	0	0	0	0	0	11	423
19:00	0	62	12	0	1	0	0	0	0	0	0	0	0	0	75
19:15	0	47	19	1	2	0	0	0	0	0	0	0	0	0	69
19:30	0	59	16	0	3	0	0	0	0	0	0	0	0	1	79
19:45	1	61	16	0	1	0	0	0	1	0	0	0	0	1	81
	1	229	63	1	7	0	0	0	1	0	0	0	0	2	304
20:00	0	38	9	0	0	0	0	0	0	0	0	0	0	2	49
20:15	0	40	7	0	0	1	0	0	0	0	0	0	0	0	48
20:30	0	37	13	0	4	0	0	0	0	0	0	0	0	0	54
20:45	0	31	7	0	1	0	0	0	0	0	0	0	0	0	39
	0	146	36	0	5	1	0	0	0	0	0	0	0	2	190
21:00	1	31	8	0	6	0	0	0	0	0	0	0	0	0	46
21:15	0	34	5	0	0	0	0	1	1	0	0	0	0	1	42
21:30	1	24	8	0	1	0	0	0	0	0	0	0	0	0	34
21:45	0	34	7	0	0	0	0	0	1	0	0	0	0	0	42
	2	123	28	0	7	0	0	1	2	0	0	0	0	1	164
22:00	1	14	5	0	1	1	0	11	0	0	0	0	0	0	33
22:15	0	20	6	0	0	0	0	0	0	0	0	0	0	0	26
22:30	0	15	4	0	2	0	0	0	0	0	0	0	0	0	21
22:45	0	11	1	0	0	0	0	0	0	0	0	0	0	0	12
	1	60	16	0	3	1	0	11	0	0	0	0	0	0	92
23:00	0	18	6	0	1	0	0	0	0	0	0	0	0	0	25
23:15	0	18	1	0	0	0	0	0	0	0	0	0	0	0	19
23:30	0	16	2	0	0	0	0	0	1	0	0	0	0	0	19
23:45	0	13	1	1	0	0	0	0	1	0	0	0	0	0	16
	0	65	10	1	1	0	0	0	2	0	0	0	0	0	79
Total	7	1848	533	10	84	7	0	21	11	0	0	0	0	56	2577
Percent	0.3%	71.7%	20.7%	0.4%	3.3%	0.3%	0.0%	0.8%	0.4%	0.0%	0.0%	0.0%	0.0%	2.2%	

VHB Engineering NC, PC

4000 WestChase Boulevard, Suite 530
Raleigh, NC 27607
p: 919-829-0328 f: 919-829-0329

Site Code: NC 56
Station ID: 12
NC 56
West of Creedmore Elementary
Date Start: 02-Dec-14

Westbound

Start Time	Bikes	Cars & Trailer	2 Axle Long	Buses	2 Axle 6 Tire	3 Axle Single	4 Axle Single	<5 Axl Double	5 Axle Double	>6 Axl Double	<6 Axl Multi	6 Axle Multi	>6 Axl Multi	Not Classe	Total
12/03/1															
4	0	8	2	0	1	0	0	0	0	0	0	0	0	0	11
00:15	0	8	5	0	0	0	0	0	0	0	0	0	0	0	13
00:30	0	7	3	0	0	0	0	0	0	0	0	0	0	0	10
00:45	0	1	2	0	1	0	0	0	0	0	0	0	0	0	4
	0	24	12	0	2	0	0	0	0	0	0	0	0	0	38
01:00	0	7	1	0	0	0	0	0	0	0	0	0	0	0	8
01:15	0	4	0	0	0	0	0	0	0	0	0	0	0	0	4
01:30	0	1	1	0	0	0	0	0	0	0	0	0	0	0	2
01:45	0	1	1	0	0	0	0	0	1	0	0	0	0	0	3
	0	13	3	0	0	0	0	0	1	0	0	0	0	0	17
02:00	0	4	1	0	0	0	0	0	1	0	0	0	0	0	6
02:15	0	1	0	0	0	0	0	0	1	0	0	0	0	0	2
02:30	0	6	2	1	0	0	0	0	0	0	0	0	0	0	9
02:45	0	5	0	0	0	0	0	0	1	0	0	0	0	0	6
	0	16	3	1	0	0	0	0	3	0	0	0	0	0	23
03:00	0	2	0	0	0	0	0	0	0	0	0	0	0	0	2
03:15	0	5	2	0	1	0	0	0	0	0	0	0	0	0	8
03:30	0	2	0	0	0	0	0	0	0	0	0	0	0	0	2
03:45	0	1	1	0	1	0	0	0	0	0	0	0	0	0	3
	0	10	3	0	2	0	0	0	0	0	0	0	0	0	15
04:00	0	1	0	0	0	0	0	0	0	0	0	0	0	0	1
04:15	0	1	0	0	0	0	0	0	0	0	0	0	0	0	1
04:30	0	2	1	0	0	0	0	0	0	0	0	0	0	0	3
04:45	0	4	0	0	0	0	0	0	0	0	0	0	0	0	4
	0	8	1	0	0	0	0	0	0	0	0	0	0	0	9
05:00	0	4	0	0	0	0	0	0	0	0	0	0	0	1	5
05:15	0	4	3	0	0	0	0	0	0	0	0	0	0	0	7
05:30	1	9	2	0	0	0	0	0	1	0	0	0	0	1	14
05:45	0	7	2	0	0	0	0	0	0	0	0	0	0	1	10
	1	24	7	0	0	0	0	0	1	0	0	0	0	3	36
06:00	0	13	1	1	1	0	0	0	0	0	0	0	0	0	16
06:15	0	12	5	0	1	0	0	0	1	0	0	0	0	2	21
06:30	0	21	6	0	1	0	0	0	0	0	0	0	0	0	28
06:45	0	28	11	0	2	0	0	0	1	0	0	0	0	2	44
	0	74	23	1	5	0	0	0	2	0	0	0	0	4	109
07:00	1	57	12	3	3	0	0	1	4	1	0	0	0	11	93
07:15	1	66	29	3	3	1	0	1	2	0	0	0	0	17	123
07:30	0	40	7	2	2	1	0	0	3	0	0	0	1	8	64
07:45	0	41	24	2	2	0	0	0	0	0	0	0	0	6	75
	2	204	72	10	10	2	0	2	9	1	0	0	1	42	355
08:00	0	47	20	1	1	0	0	1	1	0	0	0	0	9	80
08:15	0	36	15	3	7	0	0	0	1	2	0	0	0	5	69
08:30	0	26	8	0	5	1	0	1	1	0	0	0	0	2	44
08:45	0	25	12	1	1	0	0	0	0	0	0	0	0	3	42
	0	134	55	5	14	1	0	2	3	2	0	0	0	19	235
09:00	0	21	15	1	5	0	0	0	1	0	0	0	0	3	46
09:15	0	25	13	1	5	0	0	2	1	0	0	0	0	0	47
09:30	0	22	16	0	4	0	0	1	2	0	0	0	0	0	45
09:45	1	32	13	0	0	0	0	0	2	0	0	0	0	0	48
	1	100	57	2	14	0	0	3	6	0	0	0	0	3	186
10:00	0	27	12	1	2	0	0	2	0	0	0	0	0	1	45
10:15	0	32	9	0	3	0	0	2	1	0	0	0	0	1	48
10:30	0	27	10	1	2	0	1	0	1	0	0	0	0	3	45
10:45	0	25	9	1	1	0	0	0	2	0	0	0	0	1	39
	0	111	40	3	8	0	1	4	4	0	0	0	0	6	177
11:00	0	37	9	0	3	0	0	1	2	1	0	0	0	2	55
11:15	0	34	15	2	1	0	0	0	3	0	0	0	0	1	56
11:30	0	24	14	0	3	0	0	0	3	0	0	0	0	2	46
11:45	0	28	15	1	4	0	0	0	0	0	0	0	0	2	50
	0	123	53	3	11	0	0	1	8	1	0	0	0	7	207
Total	4	841	329	25	66	3	1	12	37	4	0	0	1	84	1407
Percent	0.3%	59.8%	23.4%	1.8%	4.7%	0.2%	0.1%	0.9%	2.6%	0.3%	0.0%	0.0%	0.1%	6.0%	

VHB Engineering NC, PC

4000 WestChase Boulevard, Suite 530
Raleigh, NC 27607
p: 919-829-0328 f: 919-829-0329

Site Code: NC 56
Station ID: 12
NC 56
West of Creedmore Elementary
Date Start: 02-Dec-14

Westbound

Start Time	Bikes	Cars & Trailer	2 Axle Long	Buses	2 Axle 6 Tire	3 Axle Single	4 Axle Single	<5 Axl Double	5 Axle Double	>6 Axl Double	<6 Axl Multi	6 Axle Multi	>6 Axl Multi	Not Classe	Total
12 PM	0	41	12	1	3	0	0	0	0	1	0	0	0	3	61
12:15	0	36	12	0	3	0	0	0	2	0	0	0	0	1	54
12:30	0	30	14	0	4	0	0	0	2	0	0	0	0	3	53
12:45	0	34	25	0	1	0	0	0	1	0	0	0	0	0	61
	0	141	63	1	11	0	0	0	5	1	0	0	0	7	229
13:00	0	34	19	1	1	1	0	1	4	0	0	0	0	0	61
13:15	0	47	20	4	4	0	0	0	2	0	0	0	0	0	77
13:30	1	53	21	1	1	0	0	0	2	1	0	0	0	5	85
13:45	0	48	13	1	2	0	0	2	0	0	0	0	0	1	67
	1	182	73	7	8	1	0	3	8	1	0	0	0	6	290
14:00	1	49	20	1	1	0	0	0	1	0	0	0	0	2	75
14:15	0	57	14	1	5	0	0	1	0	0	0	0	0	1	79
14:30	0	78	21	1	6	0	0	2	0	0	0	0	0	1	109
14:45	0	75	24	2	4	0	0	1	0	0	0	0	0	6	112
	1	259	79	5	16	0	0	4	1	0	0	0	0	10	375
15:00	0	60	31	1	3	0	0	0	0	0	0	0	0	3	98
15:15	0	77	27	1	5	0	0	1	4	0	0	0	0	4	119
15:30	1	74	27	4	3	0	0	1	0	0	0	0	0	4	114
15:45	0	82	26	2	5	0	0	2	1	0	0	0	0	10	128
	1	293	111	8	16	0	0	4	5	0	0	0	0	21	459
16:00	0	90	29	1	8	0	0	0	0	1	0	0	0	5	134
16:15	2	107	27	1	4	0	0	0	0	0	0	0	0	5	146
16:30	0	84	28	1	9	0	0	0	1	0	0	0	0	2	125
16:45	0	112	26	3	8	0	1	2	1	0	0	0	0	7	160
	2	393	110	6	29	0	1	2	2	1	0	0	0	19	565
17:00	1	133	45	1	9	1	0	2	1	0	0	0	0	4	197
17:15	1	146	37	0	4	3	0	2	1	0	0	0	0	5	199
17:30	1	119	37	0	12	1	0	0	0	0	0	0	0	5	175
17:45	0	133	39	1	10	0	0	1	0	0	0	0	0	8	192
	3	531	158	2	35	5	0	5	2	0	0	0	0	22	763
18:00	0	104	20	0	13	1	0	0	0	0	0	0	0	9	147
18:15	1	91	29	0	6	1	0	0	0	0	0	0	0	7	135
18:30	0	97	22	1	5	0	0	0	0	0	0	0	0	3	128
18:45	0	72	17	0	4	0	0	0	0	0	0	0	0	8	101
	1	364	88	1	28	2	0	0	0	0	0	0	0	27	511
19:00	0	67	25	0	11	1	0	0	0	0	0	0	0	0	104
19:15	0	52	13	0	0	0	0	0	0	0	0	0	0	0	65
19:30	0	63	21	0	3	1	0	0	1	0	0	0	0	2	91
19:45	0	39	15	0	1	0	0	0	0	0	0	0	0	1	56
	0	221	74	0	15	2	0	0	1	0	0	0	0	3	316
20:00	0	34	9	0	2	0	0	0	0	0	0	0	0	2	47
20:15	0	43	5	0	0	0	0	0	0	0	0	0	0	0	48
20:30	0	34	15	0	2	1	0	0	0	0	0	0	0	2	54
20:45	2	44	14	0	1	0	0	0	0	0	0	0	0	0	61
	2	155	43	0	5	1	0	0	0	0	0	0	0	4	210
21:00	0	26	2	0	3	0	0	0	0	0	0	0	0	0	31
21:15	0	37	9	1	1	0	0	0	0	0	0	0	0	0	48
21:30	1	37	8	0	1	0	0	0	0	0	0	0	0	0	47
21:45	0	23	9	0	1	0	0	0	0	0	0	0	0	1	34
	1	123	28	1	6	0	0	0	0	0	0	0	0	1	160
22:00	1	25	4	0	0	0	0	0	0	0	0	0	0	0	30
22:15	0	29	8	0	0	0	0	0	0	0	0	0	0	0	37
22:30	0	10	5	0	0	0	0	0	0	0	0	0	0	0	15
22:45	0	12	4	0	0	0	0	0	0	0	0	0	0	1	17
	1	76	21	0	0	0	0	0	0	0	0	0	0	1	99
23:00	0	26	6	0	0	0	0	0	0	0	0	0	0	0	32
23:15	0	19	3	1	0	0	0	0	0	0	0	0	0	0	23
23:30	0	25	4	0	0	0	0	0	0	0	0	0	0	0	29
23:45	0	15	1	0	1	0	0	0	0	0	0	0	0	0	17
	0	85	14	1	1	0	0	0	0	0	0	0	0	0	101
Total	13	2823	862	32	170	11	1	18	24	3	0	0	0	121	4078
Percent	0.3%	69.2%	21.1%	0.8%	4.2%	0.3%	0.0%	0.4%	0.6%	0.1%	0.0%	0.0%	0.0%	3.0%	

VHB Engineering NC, PC

4000 WestChase Boulevard, Suite 530
Raleigh, NC 27607
p: 919-829-0328 f: 919-829-0329

Site Code: NC 56
Station ID: 12
NC 56
West of Creedmore Elementary
Date Start: 02-Dec-14

Westbound

Start Time	Bikes	Cars & Trailer	2 Axle Long	Buses	2 Axle 6 Tire	3 Axle Single	4 Axle Single	<5 Axl Double	5 Axle Double	>6 Axl Double	<6 Axl Multi	6 Axle Multi	>6 Axl Multi	Not Classe	Total
12/04/1															
4	0	18	3	0	0	0	0	0	0	0	0	0	0	0	21
00:15	0	14	3	0	1	0	0	0	0	0	0	0	0	0	18
00:30	0	6	4	0	1	0	0	0	0	0	0	0	0	0	11
00:45	0	8	2	0	0	0	0	0	0	0	0	0	0	0	10
	0	46	12	0	2	0	0	0	0	0	0	0	0	0	60
01:00	0	4	0	0	0	0	0	0	0	0	0	0	0	0	4
01:15	0	3	1	0	1	0	0	0	0	0	0	0	0	0	5
01:30	0	4	0	0	0	0	0	0	0	0	0	0	0	0	4
01:45	0	1	1	0	0	0	0	0	0	0	0	0	0	0	2
	0	12	2	0	1	0	0	0	0	0	0	0	0	0	15
02:00	0	4	0	0	1	0	0	0	0	0	0	0	0	0	5
02:15	0	0	1	0	0	0	0	0	0	0	0	0	0	0	1
02:30	0	3	2	0	0	0	0	0	0	0	0	0	0	0	5
02:45	0	2	2	0	0	0	0	0	0	0	0	0	0	0	4
	0	9	5	0	1	0	0	0	0	0	0	0	0	0	15
03:00	0	3	2	0	0	0	0	0	1	0	0	0	0	0	6
03:15	0	2	1	0	0	0	0	0	0	0	0	0	0	0	3
03:30	0	2	1	0	0	0	0	0	0	0	0	0	0	0	3
03:45	0	0	1	0	0	0	0	0	1	0	0	0	0	0	2
	0	7	5	0	0	0	0	0	2	0	0	0	0	0	14
04:00	0	3	0	0	0	0	0	0	0	0	0	0	0	0	3
04:15	0	1	0	0	0	0	0	0	0	0	0	0	0	0	1
04:30	0	2	0	0	0	0	0	0	0	0	0	0	0	0	2
04:45	0	1	1	0	0	0	0	0	1	0	0	0	0	0	3
	0	7	1	0	0	0	0	0	1	0	0	0	0	0	9
05:00	0	3	0	0	0	0	0	0	0	0	0	0	0	0	3
05:15	0	2	1	1	0	0	0	0	0	0	0	0	0	0	4
05:30	1	4	5	0	0	1	0	2	0	0	0	0	0	1	14
05:45	0	9	1	0	0	1	0	0	1	0	0	0	0	2	14
	1	18	7	1	0	2	0	2	1	0	0	0	0	3	35
06:00	0	13	6	1	2	0	0	0	0	0	0	0	0	0	22
06:15	1	21	8	0	1	1	0	0	0	0	0	0	0	3	35
06:30	0	12	7	0	0	0	0	1	1	0	0	0	0	0	21
06:45	0	23	10	1	2	0	0	1	0	0	0	0	0	6	43
	1	69	31	2	5	1	0	2	1	0	0	0	0	9	121
07:00	0	60	12	6	2	0	0	0	0	0	0	0	0	7	87
07:15	1	73	21	1	4	1	1	0	0	0	0	0	0	18	120
07:30	0	49	11	0	4	0	0	0	0	0	0	0	0	5	69
07:45	0	61	10	2	3	0	0	0	1	1	0	0	0	8	86
	1	243	54	9	13	1	1	0	1	1	0	0	0	38	362
08:00	0	39	18	3	3	1	0	0	2	0	0	0	0	5	71
08:15	0	59	24	2	10	0	0	0	1	1	0	0	0	5	102
08:30	0	35	16	0	1	0	0	1	1	0	0	0	0	1	55
08:45	0	33	8	1	5	1	0	1	1	0	0	0	0	2	52
	0	166	66	6	19	2	0	2	5	1	0	0	0	13	280
09:00	0	21	12	0	3	0	1	2	1	0	0	0	0	1	41
09:15	0	26	11	0	3	0	0	1	2	0	0	0	0	3	46
09:30	0	21	14	4	7	2	0	1	1	0	0	0	0	2	52
09:45	0	34	7	0	2	1	0	0	2	0	0	0	0	3	49
	0	102	44	4	15	3	1	4	6	0	0	0	0	9	188
10:00	0	18	15	0	3	0	0	1	1	0	0	0	0	1	39
10:15	0	31	8	1	2	0	0	0	0	0	0	0	0	1	43
10:30	0	20	10	0	3	0	0	0	0	0	0	0	0	1	34
10:45	0	24	11	1	2	0	0	0	3	1	0	0	0	0	42
	0	93	44	2	10	0	0	1	4	1	0	0	0	3	158
11:00	0	33	11	1	3	0	0	2	0	0	0	0	0	1	51
11:15	0	37	16	3	2	1	0	3	3	0	0	0	0	2	67
11:30	0	35	13	0	2	0	0	3	0	0	0	0	0	3	56
11:45	0	36	12	0	6	0	0	0	1	0	0	0	0	4	59
	0	141	52	4	13	1	0	8	4	0	0	0	0	10	233
Total	3	913	323	28	79	10	2	19	25	3	0	0	0	85	1490
Percent	0.2%	61.3%	21.7%	1.9%	5.3%	0.7%	0.1%	1.3%	1.7%	0.2%	0.0%	0.0%	0.0%	5.7%	

VHB Engineering NC, PC

4000 WestChase Boulevard, Suite 530
Raleigh, NC 27607
p: 919-829-0328 f: 919-829-0329

Site Code: NC 56
Station ID: 12
NC 56
West of Creedmore Elementary
Date Start: 02-Dec-14

Westbound

Start Time	Bikes	Cars & Trailer	2 Axle Long	Buses	2 Axle 6 Tire	3 Axle Single	4 Axle Single	<5 Axl Double	5 Axle Double	>6 Axl Double	<6 Axl Multi	6 Axle Multi	>6 Axl Multi	Not Classe	Total
12 PM	0	43	19	1	4	0	1	1	1	0	0	0	0	1	71
12:15	0	51	11	0	4	0	1	0	1	0	0	0	0	1	69
12:30	0	52	14	0	2	0	1	2	0	0	0	0	0	3	74
12:45	0	43	24	1	5	1	0	1	2	0	0	0	0	1	78
	0	189	68	2	15	1	3	4	4	0	0	0	0	6	292
13:00	0	33	24	3	1	0	0	0	3	1	0	0	0	3	68
13:15	0	44	18	1	4	0	1	1	0	0	0	0	0	1	70
13:30	0	47	24	1	3	1	0	1	0	0	0	0	0	2	79
13:45	0	43	17	0	5	1	0	0	0	0	0	0	0	2	68
	0	167	83	5	13	2	1	2	3	1	0	0	0	8	285
14:00	0	53	16	0	3	0	0	0	1	0	0	0	0	2	75
14:15	0	57	27	2	3	0	0	1	1	0	0	0	0	1	92
14:30	0	72	24	0	9	1	0	0	3	0	0	0	0	2	111
14:45	0	65	21	1	7	0	0	0	2	0	0	0	1	5	102
	0	247	88	3	22	1	0	1	7	0	0	0	1	10	380
15:00	0	62	28	2	3	0	0	1	0	0	0	0	0	3	99
15:15	2	72	32	3	5	2	0	1	1	0	0	0	0	2	120
15:30	0	66	31	5	6	1	0	1	3	1	0	0	0	5	119
15:45	0	95	36	2	6	0	0	0	1	0	0	0	0	9	149
	2	295	127	12	20	3	0	3	5	1	0	0	0	19	487
16:00	*	*	*	*	*	*	*	*	*	*	*	*	*	*	*
16:15	*	*	*	*	*	*	*	*	*	*	*	*	*	*	*
16:30	*	*	*	*	*	*	*	*	*	*	*	*	*	*	*
16:45	*	*	*	*	*	*	*	*	*	*	*	*	*	*	*
	0	0	0	0	0	0	0	0	0	0	0	0	0	0	0
17:00	*	*	*	*	*	*	*	*	*	*	*	*	*	*	*
17:15	*	*	*	*	*	*	*	*	*	*	*	*	*	*	*
17:30	*	*	*	*	*	*	*	*	*	*	*	*	*	*	*
17:45	*	*	*	*	*	*	*	*	*	*	*	*	*	*	*
	0	0	0	0	0	0	0	0	0	0	0	0	0	0	0
18:00	*	*	*	*	*	*	*	*	*	*	*	*	*	*	*
18:15	*	*	*	*	*	*	*	*	*	*	*	*	*	*	*
18:30	*	*	*	*	*	*	*	*	*	*	*	*	*	*	*
18:45	*	*	*	*	*	*	*	*	*	*	*	*	*	*	*
	0	0	0	0	0	0	0	0	0	0	0	0	0	0	0
19:00	*	*	*	*	*	*	*	*	*	*	*	*	*	*	*
19:15	*	*	*	*	*	*	*	*	*	*	*	*	*	*	*
19:30	*	*	*	*	*	*	*	*	*	*	*	*	*	*	*
19:45	*	*	*	*	*	*	*	*	*	*	*	*	*	*	*
	0	0	0	0	0	0	0	0	0	0	0	0	0	0	0
20:00	*	*	*	*	*	*	*	*	*	*	*	*	*	*	*
20:15	*	*	*	*	*	*	*	*	*	*	*	*	*	*	*
20:30	*	*	*	*	*	*	*	*	*	*	*	*	*	*	*
20:45	*	*	*	*	*	*	*	*	*	*	*	*	*	*	*
	0	0	0	0	0	0	0	0	0	0	0	0	0	0	0
21:00	*	*	*	*	*	*	*	*	*	*	*	*	*	*	*
21:15	*	*	*	*	*	*	*	*	*	*	*	*	*	*	*
21:30	*	*	*	*	*	*	*	*	*	*	*	*	*	*	*
21:45	*	*	*	*	*	*	*	*	*	*	*	*	*	*	*
	0	0	0	0	0	0	0	0	0	0	0	0	0	0	0
22:00	*	*	*	*	*	*	*	*	*	*	*	*	*	*	*
22:15	*	*	*	*	*	*	*	*	*	*	*	*	*	*	*
22:30	*	*	*	*	*	*	*	*	*	*	*	*	*	*	*
22:45	*	*	*	*	*	*	*	*	*	*	*	*	*	*	*
	0	0	0	0	0	0	0	0	0	0	0	0	0	0	0
23:00	*	*	*	*	*	*	*	*	*	*	*	*	*	*	*
23:15	*	*	*	*	*	*	*	*	*	*	*	*	*	*	*
23:30	*	*	*	*	*	*	*	*	*	*	*	*	*	*	*
23:45	*	*	*	*	*	*	*	*	*	*	*	*	*	*	*
	0	0	0	0	0	0	0	0	0	0	0	0	0	0	0
Total	2	898	366	22	70	7	4	10	19	2	0	0	1	43	1444
Percent	0.1%	62.2%	25.3%	1.5%	4.8%	0.5%	0.3%	0.7%	1.3%	0.1%	0.0%	0.0%	0.1%	3.0%	
Grand Total	29	7323	2413	117	469	38	8	80	116	12	0	0	2	389	10996
Percent	0.3%	66.6%	21.9%	1.1%	4.3%	0.3%	0.1%	0.7%	1.1%	0.1%	0.0%	0.0%	0.0%	3.5%	

VHB Engineering NC, PC

4000 WestChase Boulevard, Suite 530
Raleigh, NC 27607
p: 919-829-0328 f: 919-829-0329

Site Code: NC 56
Station ID: 12
NC 56
West of Creedmore Elementary
Date Start: 02-Dec-14

Eastbound

Start Time	Bikes	Cars & Trailer	2 Axle Long	Buses	2 Axle 6 Tire	3 Axle Single	4 Axle Single	<5 Axl Double	5 Axle Double	>6 Axl Double	<6 Axl Multi	6 Axle Multi	>6 Axl Multi	Not Classe	Total
12/02/14	*	*	*	*	*	*	*	*	*	*	*	*	*	*	*
00:15	*	*	*	*	*	*	*	*	*	*	*	*	*	*	*
00:30	*	*	*	*	*	*	*	*	*	*	*	*	*	*	*
00:45	*	*	*	*	*	*	*	*	*	*	*	*	*	*	*
	0	0	0	0	0	0	0	0	0	0	0	0	0	0	0
01:00	*	*	*	*	*	*	*	*	*	*	*	*	*	*	*
01:15	*	*	*	*	*	*	*	*	*	*	*	*	*	*	*
01:30	*	*	*	*	*	*	*	*	*	*	*	*	*	*	*
01:45	*	*	*	*	*	*	*	*	*	*	*	*	*	*	*
	0	0	0	0	0	0	0	0	0	0	0	0	0	0	0
02:00	*	*	*	*	*	*	*	*	*	*	*	*	*	*	*
02:15	*	*	*	*	*	*	*	*	*	*	*	*	*	*	*
02:30	*	*	*	*	*	*	*	*	*	*	*	*	*	*	*
02:45	*	*	*	*	*	*	*	*	*	*	*	*	*	*	*
	0	0	0	0	0	0	0	0	0	0	0	0	0	0	0
03:00	*	*	*	*	*	*	*	*	*	*	*	*	*	*	*
03:15	*	*	*	*	*	*	*	*	*	*	*	*	*	*	*
03:30	*	*	*	*	*	*	*	*	*	*	*	*	*	*	*
03:45	*	*	*	*	*	*	*	*	*	*	*	*	*	*	*
	0	0	0	0	0	0	0	0	0	0	0	0	0	0	0
04:00	*	*	*	*	*	*	*	*	*	*	*	*	*	*	*
04:15	*	*	*	*	*	*	*	*	*	*	*	*	*	*	*
04:30	*	*	*	*	*	*	*	*	*	*	*	*	*	*	*
04:45	*	*	*	*	*	*	*	*	*	*	*	*	*	*	*
	0	0	0	0	0	0	0	0	0	0	0	0	0	0	0
05:00	*	*	*	*	*	*	*	*	*	*	*	*	*	*	*
05:15	*	*	*	*	*	*	*	*	*	*	*	*	*	*	*
05:30	*	*	*	*	*	*	*	*	*	*	*	*	*	*	*
05:45	*	*	*	*	*	*	*	*	*	*	*	*	*	*	*
	0	0	0	0	0	0	0	0	0	0	0	0	0	0	0
06:00	*	*	*	*	*	*	*	*	*	*	*	*	*	*	*
06:15	*	*	*	*	*	*	*	*	*	*	*	*	*	*	*
06:30	*	*	*	*	*	*	*	*	*	*	*	*	*	*	*
06:45	*	*	*	*	*	*	*	*	*	*	*	*	*	*	*
	0	0	0	0	0	0	0	0	0	0	0	0	0	0	0
07:00	*	*	*	*	*	*	*	*	*	*	*	*	*	*	*
07:15	*	*	*	*	*	*	*	*	*	*	*	*	*	*	*
07:30	*	*	*	*	*	*	*	*	*	*	*	*	*	*	*
07:45	*	*	*	*	*	*	*	*	*	*	*	*	*	*	*
	0	0	0	0	0	0	0	0	0	0	0	0	0	0	0
08:00	*	*	*	*	*	*	*	*	*	*	*	*	*	*	*
08:15	*	*	*	*	*	*	*	*	*	*	*	*	*	*	*
08:30	*	*	*	*	*	*	*	*	*	*	*	*	*	*	*
08:45	*	*	*	*	*	*	*	*	*	*	*	*	*	*	*
	0	0	0	0	0	0	0	0	0	0	0	0	0	0	0
09:00	*	*	*	*	*	*	*	*	*	*	*	*	*	*	*
09:15	*	*	*	*	*	*	*	*	*	*	*	*	*	*	*
09:30	*	*	*	*	*	*	*	*	*	*	*	*	*	*	*
09:45	*	*	*	*	*	*	*	*	*	*	*	*	*	*	*
	0	0	0	0	0	0	0	0	0	0	0	0	0	0	0
10:00	*	*	*	*	*	*	*	*	*	*	*	*	*	*	*
10:15	*	*	*	*	*	*	*	*	*	*	*	*	*	*	*
10:30	*	*	*	*	*	*	*	*	*	*	*	*	*	*	*
10:45	*	*	*	*	*	*	*	*	*	*	*	*	*	*	*
	0	0	0	0	0	0	0	0	0	0	0	0	0	0	0
11:00	*	*	*	*	*	*	*	*	*	*	*	*	*	*	*
11:15	*	*	*	*	*	*	*	*	*	*	*	*	*	*	*
11:30	*	*	*	*	*	*	*	*	*	*	*	*	*	*	*
11:45	*	*	*	*	*	*	*	*	*	*	*	*	*	*	*
	0	0	0	0	0	0	0	0	0	0	0	0	0	0	0
Total	0	0	0	0	0	0	0	0	0	0	0	0	0	0	0
Percent	0.0%	0.0%	0.0%	0.0%	0.0%	0.0%	0.0%	0.0%	0.0%	0.0%	0.0%	0.0%	0.0%	0.0%	

VHB Engineering NC, PC

4000 WestChase Boulevard, Suite 530
Raleigh, NC 27607
p: 919-829-0328 f: 919-829-0329

Site Code: NC 56
Station ID: 12
NC 56
West of Creedmore Elementary
Date Start: 02-Dec-14

Eastbound

Start Time	Bikes	Cars & Trailer	2 Axle Long	Buses	2 Axle 6 Tire	3 Axle Single	4 Axle Single	<5 Axl Double	5 Axle Double	>6 Axl Double	<6 Axl Multi	6 Axle Multi	>6 Axl Multi	Not Classe	Total
12 PM	*	*	*	*	*	*	*	*	*	*	*	*	*	*	*
12:15	*	*	*	*	*	*	*	*	*	*	*	*	*	*	*
12:30	*	*	*	*	*	*	*	*	*	*	*	*	*	*	*
12:45	*	*	*	*	*	*	*	*	*	*	*	*	*	*	*
	0	0	0	0	0	0	0	0	0	0	0	0	0	0	0
13:00	*	*	*	*	*	*	*	*	*	*	*	*	*	*	*
13:15	*	*	*	*	*	*	*	*	*	*	*	*	*	*	*
13:30	*	*	*	*	*	*	*	*	*	*	*	*	*	*	*
13:45	*	*	*	*	*	*	*	*	*	*	*	*	*	*	*
	0	0	0	0	0	0	0	0	0	0	0	0	0	0	0
14:00	*	*	*	*	*	*	*	*	*	*	*	*	*	*	*
14:15	*	*	*	*	*	*	*	*	*	*	*	*	*	*	*
14:30	*	*	*	*	*	*	*	*	*	*	*	*	*	*	*
14:45	*	*	*	*	*	*	*	*	*	*	*	*	*	*	*
	0	0	0	0	0	0	0	0	0	0	0	0	0	0	0
15:00	*	*	*	*	*	*	*	*	*	*	*	*	*	*	*
15:15	*	*	*	*	*	*	*	*	*	*	*	*	*	*	*
15:30	*	*	*	*	*	*	*	*	*	*	*	*	*	*	*
15:45	*	*	*	*	*	*	*	*	*	*	*	*	*	*	*
	0	0	0	0	0	0	0	0	0	0	0	0	0	0	0
16:00	1	63	13	0	4	1	0	1	1	0	0	0	0	9	93
16:15	1	52	16	1	4	0	0	0	0	0	0	0	0	4	78
16:30	1	47	19	0	1	0	0	0	1	0	0	0	0	4	73
16:45	0	50	19	0	3	1	0	1	2	0	0	0	0	16	92
	3	212	67	1	12	2	0	2	4	0	0	0	0	33	336
17:00	0	55	21	0	3	0	0	1	2	0	0	0	0	3	85
17:15	0	60	18	0	0	0	0	0	1	0	0	0	0	5	84
17:30	1	59	24	0	1	0	0	0	0	0	0	0	0	3	88
17:45	0	59	13	0	1	1	0	0	0	0	0	0	0	2	76
	1	233	76	0	5	1	0	1	3	0	0	0	0	13	333
18:00	0	52	18	0	0	0	0	0	0	0	0	0	0	8	78
18:15	0	40	18	0	2	1	0	1	1	0	0	0	0	3	66
18:30	0	32	12	0	1	0	0	0	0	0	0	0	0	3	48
18:45	0	38	16	0	3	0	0	0	1	0	0	0	0	1	59
	0	162	64	0	6	1	0	1	2	0	0	0	0	15	251
19:00	0	25	7	0	3	0	0	0	0	0	0	0	0	0	35
19:15	0	34	6	0	0	0	0	0	0	0	0	0	0	2	42
19:30	0	28	6	0	0	0	0	0	0	0	0	0	0	1	35
19:45	0	20	6	0	1	1	0	0	0	0	0	0	0	0	28
	0	107	25	0	4	1	0	0	0	0	0	0	0	3	140
20:00	0	19	7	0	0	0	0	0	1	0	0	0	0	0	27
20:15	1	15	4	0	1	0	0	0	0	0	0	0	0	2	23
20:30	0	13	4	0	0	0	0	0	0	0	0	0	0	0	17
20:45	0	11	6	0	4	0	0	0	0	0	0	0	0	0	21
	1	58	21	0	5	0	0	0	1	0	0	0	0	2	88
21:00	0	12	3	0	1	0	0	0	0	0	0	0	0	0	16
21:15	0	20	3	0	0	0	0	0	0	0	0	0	0	0	23
21:30	0	18	5	1	1	0	0	0	0	0	0	0	0	2	27
21:45	0	15	1	0	2	0	0	0	0	0	0	0	0	0	18
	0	65	12	1	4	0	0	0	0	0	0	0	0	2	84
22:00	0	11	2	1	0	0	0	0	0	0	0	0	0	0	14
22:15	0	13	5	0	1	0	0	0	0	0	0	0	0	0	19
22:30	0	19	2	0	0	0	0	1	0	0	0	0	0	0	22
22:45	0	10	1	0	0	0	0	0	0	0	0	0	0	0	11
	0	53	10	1	1	0	0	1	0	0	0	0	0	0	66
23:00	0	6	0	0	1	0	0	0	0	0	0	0	0	0	7
23:15	0	3	1	0	0	0	0	0	0	0	0	0	0	0	4
23:30	0	8	0	0	0	0	0	0	0	0	0	0	0	0	8
23:45	0	0	3	0	0	0	0	0	0	0	0	0	0	1	4
	0	17	4	0	1	0	0	0	0	0	0	0	0	1	23
Total	5	907	279	3	38	5	0	5	10	0	0	0	0	69	1321
Percent	0.4%	68.7%	21.1%	0.2%	2.9%	0.4%	0.0%	0.4%	0.8%	0.0%	0.0%	0.0%	0.0%	5.2%	

VHB Engineering NC, PC

4000 WestChase Boulevard, Suite 530
Raleigh, NC 27607
p: 919-829-0328 f: 919-829-0329

Site Code: NC 56
Station ID: 12
NC 56
West of Creedmore Elementary
Date Start: 02-Dec-14

Eastbound

Start Time	Bikes	Cars & Trailer	2 Axle Long	Buses	2 Axle 6 Tire	3 Axle Single	4 Axle Single	<5 Axl Double	5 Axle Double	>6 Axl Double	<6 Axl Multi	6 Axle Multi	>6 Axl Multi	Not Classe	Total
12/03/1															
4	0	1	0	0	0	0	0	0	1	0	0	0	0	0	2
00:15	0	6	2	0	0	0	0	0	0	0	0	0	0	0	8
00:30	0	10	0	1	0	0	0	0	1	0	0	0	0	0	12
00:45	0	2	0	0	0	0	0	0	1	0	0	0	0	1	4
	0	19	2	1	0	0	0	0	3	0	0	0	0	1	26
01:00	0	1	0	0	0	0	0	0	1	0	0	0	0	0	2
01:15	0	2	2	0	0	0	0	0	2	0	0	0	0	0	6
01:30	0	3	1	0	0	0	0	0	0	0	0	0	0	0	4
01:45	0	0	2	0	0	0	0	0	0	0	0	0	0	0	2
	0	6	5	0	0	0	0	0	3	0	0	0	0	0	14
02:00	0	3	0	0	0	0	0	0	0	0	0	0	0	0	3
02:15	0	0	1	0	0	0	0	0	0	0	0	0	0	0	1
02:30	0	0	1	0	0	0	0	0	0	0	0	0	0	0	1
02:45	0	2	0	0	0	0	0	0	0	0	0	0	0	0	2
	0	5	2	0	0	0	0	0	0	0	0	0	0	0	7
03:00	0	2	2	0	0	0	0	0	0	0	0	0	0	0	4
03:15	0	4	1	1	0	0	0	0	0	0	0	0	0	0	6
03:30	0	3	1	0	0	0	0	0	0	0	0	0	0	0	4
03:45	0	5	2	0	0	0	0	0	0	0	0	0	0	0	7
	0	14	6	1	0	0	0	0	0	0	0	0	0	0	21
04:00	0	5	2	1	0	0	0	0	0	0	0	0	0	0	8
04:15	0	8	2	0	0	0	0	0	0	0	0	0	0	0	10
04:30	0	13	4	0	2	0	0	0	0	0	0	0	0	0	19
04:45	0	22	5	0	0	0	0	0	1	0	0	0	0	0	28
	0	48	13	1	2	0	0	0	1	0	0	0	0	0	65
05:00	0	26	5	0	1	0	0	0	1	0	0	0	0	1	34
05:15	0	37	17	0	0	0	0	0	0	0	0	0	0	0	54
05:30	0	41	15	0	0	0	0	0	0	0	0	0	0	0	56
05:45	0	32	20	0	9	0	0	1	1	0	0	0	0	1	64
	0	136	57	0	10	0	0	1	2	0	0	0	0	2	208
06:00	0	56	25	1	8	0	0	1	0	0	0	0	0	0	91
06:15	0	71	13	2	10	0	0	0	0	0	0	0	0	3	99
06:30	0	92	32	1	11	0	0	1	1	0	0	0	0	0	138
06:45	0	105	20	1	7	0	0	0	0	0	0	0	0	1	134
	0	324	90	5	36	0	0	2	1	0	0	0	0	4	462
07:00	0	135	26	0	6	2	0	2	0	0	0	0	0	8	179
07:15	1	136	41	3	7	0	0	1	1	0	0	0	0	12	202
07:30	0	171	54	3	7	0	0	1	2	0	0	0	0	7	245
07:45	0	132	51	0	6	0	0	1	0	0	0	0	0	10	200
	1	574	172	6	26	2	0	5	3	0	0	0	0	37	826
08:00	0	105	28	1	2	0	0	0	1	0	0	0	0	7	144
08:15	3	96	41	0	11	0	0	1	3	0	0	0	0	6	161
08:30	0	65	20	1	6	0	0	1	3	0	0	0	0	3	99
08:45	0	55	17	2	7	0	0	5	2	0	0	0	0	3	91
	3	321	106	4	26	0	0	7	9	0	0	0	0	19	495
09:00	0	37	17	0	5	0	0	0	2	0	0	0	0	2	63
09:15	0	39	9	0	5	0	0	1	1	0	0	0	0	0	55
09:30	0	38	27	1	4	0	0	2	1	0	0	0	0	0	73
09:45	1	35	15	1	2	1	1	0	0	0	0	0	0	1	57
	1	149	68	2	16	1	1	3	4	0	0	0	0	3	248
10:00	0	55	18	2	1	0	0	0	3	0	0	0	0	0	79
10:15	1	41	17	0	4	0	0	0	0	0	0	0	0	1	64
10:30	0	44	14	1	2	1	0	1	4	1	0	0	0	3	71
10:45	1	41	12	1	0	0	0	0	2	0	0	0	0	0	57
	2	181	61	4	7	1	0	1	9	1	0	0	0	4	271
11:00	0	40	14	0	4	0	0	2	2	0	0	0	0	1	63
11:15	0	31	15	2	4	1	0	0	2	0	0	0	0	0	55
11:30	0	35	13	0	1	0	0	0	1	0	0	0	0	2	52
11:45	0	37	14	1	4	0	0	1	4	0	0	0	0	0	61
	0	143	56	3	13	1	0	3	9	0	0	0	0	3	231
Total	7	1920	638	27	136	5	1	22	44	1	0	0	0	73	2874
Percent	0.2%	66.8%	22.2%	0.9%	4.7%	0.2%	0.0%	0.8%	1.5%	0.0%	0.0%	0.0%	0.0%	2.5%	

VHB Engineering NC, PC

4000 WestChase Boulevard, Suite 530
Raleigh, NC 27607
p: 919-829-0328 f: 919-829-0329

Site Code: NC 56
Station ID: 12
NC 56
West of Creedmore Elementary
Date Start: 02-Dec-14

Eastbound

Start Time	Bikes	Cars & Trailer	2 Axle Long	Buses	2 Axle 6 Tire	3 Axle Single	4 Axle Single	<5 Axl Double	5 Axle Double	>6 Axl Double	<6 Axl Multi	6 Axle Multi	>6 Axl Multi	Not Classe	Total
12 PM	0	42	17	0	2	0	0	0	1	0	0	0	0	3	65
12:15	2	38	17	0	4	0	0	1	1	0	0	0	0	2	65
12:30	0	37	13	0	6	0	0	0	1	0	0	0	0	0	57
12:45	0	28	19	1	3	1	0	2	3	0	0	0	0	0	57
	2	145	66	1	15	1	0	3	6	0	0	0	0	5	244
13:00	0	48	13	1	1	0	0	0	1	1	0	0	0	2	67
13:15	0	38	12	2	4	0	0	0	1	0	0	0	0	2	59
13:30	0	36	22	1	5	0	0	2	0	0	0	0	0	4	70
13:45	1	49	18	0	3	0	0	0	3	0	0	0	0	4	78
	1	171	65	4	13	0	0	2	5	1	0	0	0	12	274
14:00	0	47	10	1	3	1	0	1	0	0	0	0	0	2	65
14:15	1	46	14	2	1	0	0	0	0	0	0	0	0	1	65
14:30	0	44	22	3	0	0	0	1	1	0	0	0	0	2	73
14:45	1	76	40	6	6	0	0	0	0	0	0	0	0	7	136
	2	213	86	12	10	1	0	2	1	0	0	0	0	12	339
15:00	0	71	21	2	4	0	0	2	1	0	0	0	0	0	101
15:15	0	53	17	0	3	1	0	1	1	0	0	0	0	3	79
15:30	1	84	24	2	1	0	0	0	0	0	0	0	0	8	120
15:45	1	70	14	1	3	0	0	0	0	0	0	0	0	6	95
	2	278	76	5	11	1	0	3	2	0	0	0	0	17	395
16:00	1	66	19	2	2	1	0	0	1	0	0	0	0	3	95
16:15	2	47	14	1	1	2	0	0	1	0	0	0	0	4	72
16:30	0	66	18	0	0	0	0	0	0	0	0	0	0	7	91
16:45	2	56	10	1	2	0	0	1	2	1	0	0	0	5	80
	5	235	61	4	5	3	0	1	4	1	0	0	0	19	338
17:00	0	63	17	0	2	1	0	0	0	0	0	0	0	3	86
17:15	0	62	14	0	2	0	0	0	0	0	0	0	0	10	88
17:30	0	59	9	0	3	1	0	0	1	0	0	0	0	7	80
17:45	0	49	16	0	4	0	0	0	0	0	0	0	0	3	72
	0	233	56	0	11	2	0	0	1	0	0	0	0	23	326
18:00	2	44	10	0	0	0	0	0	0	0	0	0	0	2	58
18:15	0	49	16	0	4	1	0	1	0	0	0	0	0	7	78
18:30	0	48	23	0	2	1	0	0	0	0	0	0	0	3	77
18:45	0	35	12	0	3	0	0	0	0	0	0	0	0	3	53
	2	176	61	0	9	2	0	1	0	0	0	0	0	15	266
19:00	0	24	12	0	5	0	0	0	0	0	0	0	0	1	42
19:15	0	28	16	0	5	0	0	0	0	0	0	0	0	2	51
19:30	0	39	11	0	0	1	0	0	1	0	0	0	0	1	53
19:45	0	33	11	0	0	0	0	0	0	0	0	0	0	0	44
	0	124	50	0	10	1	0	0	1	0	0	0	0	4	190
20:00	1	35	4	0	1	0	0	1	0	0	0	0	0	1	43
20:15	0	12	8	0	1	0	0	0	0	0	0	0	0	0	21
20:30	0	23	3	0	0	0	0	0	0	0	0	0	0	3	29
20:45	0	18	4	0	0	0	0	0	0	0	0	0	0	0	22
	1	88	19	0	2	0	0	1	0	0	0	0	0	4	115
21:00	0	23	6	0	0	0	0	0	0	0	0	0	0	0	29
21:15	0	12	3	0	1	0	0	0	0	0	0	0	0	0	16
21:30	0	17	1	0	2	0	0	0	0	0	0	0	0	0	20
21:45	0	17	1	0	0	0	0	1	0	0	0	0	0	0	19
	0	69	11	0	3	0	0	1	0	0	0	0	0	0	84
22:00	0	17	3	0	0	0	0	0	0	0	0	0	0	0	20
22:15	0	16	5	0	0	0	0	0	1	0	0	0	0	0	22
22:30	0	15	1	0	0	0	0	0	0	0	0	0	0	0	16
22:45	0	10	1	0	0	0	0	0	0	0	0	0	0	0	11
	0	58	10	0	0	0	0	0	1	0	0	0	0	0	69
23:00	0	5	2	0	0	0	0	0	0	0	0	0	0	0	7
23:15	0	18	3	0	0	0	0	0	0	0	0	0	0	0	21
23:30	0	9	1	0	0	0	0	0	0	0	0	0	0	0	10
23:45	0	3	1	0	0	0	0	0	0	0	0	0	0	0	4
	0	35	7	0	0	0	0	0	0	0	0	0	0	0	42
Total	15	1825	568	26	89	11	0	14	21	2	0	0	0	111	2682
Percent	0.6%	68.0%	21.2%	1.0%	3.3%	0.4%	0.0%	0.5%	0.8%	0.1%	0.0%	0.0%	0.0%	4.1%	

VHB Engineering NC, PC

4000 WestChase Boulevard, Suite 530
Raleigh, NC 27607
p: 919-829-0328 f: 919-829-0329

Site Code: NC 56
Station ID: 12
NC 56
West of Creedmore Elementary
Date Start: 02-Dec-14

Eastbound

Start Time	Bikes	Cars & Trailer	2 Axle Long	Buses	2 Axle 6 Tire	3 Axle Single	4 Axle Single	<5 Axl Double	5 Axle Double	>6 Axl Double	<6 Axl Multi	6 Axle Multi	>6 Axl Multi	Not Classe	Total
12/04/1															
4	0	1	2	0	0	0	0	0	0	0	0	0	0	0	3
00:15	0	6	0	0	0	0	0	0	0	0	0	0	0	0	6
00:30	0	10	1	0	0	0	0	0	0	0	0	0	0	0	11
00:45	0	4	1	0	0	0	0	0	1	0	0	0	0	0	6
	0	21	4	0	0	0	0	0	1	0	0	0	0	0	26
01:00	0	0	0	0	0	0	0	0	1	0	0	0	0	0	1
01:15	0	2	2	0	0	0	0	0	0	0	0	0	0	0	4
01:30	0	0	1	0	0	0	0	0	0	0	0	0	0	0	1
01:45	0	3	1	0	0	0	0	0	0	0	0	0	0	0	4
	0	5	4	0	0	0	0	0	1	0	0	0	0	0	10
02:00	0	1	1	0	0	0	0	0	1	0	0	0	0	0	3
02:15	0	2	2	0	0	0	0	0	0	0	0	0	0	0	4
02:30	0	1	0	0	0	0	0	0	0	0	0	0	0	0	1
02:45	0	0	1	0	0	0	0	0	0	0	0	0	0	0	1
	0	4	4	0	0	0	0	0	1	0	0	0	0	0	9
03:00	0	2	0	1	0	0	0	0	0	0	0	0	0	0	3
03:15	0	2	1	0	0	0	0	0	1	0	0	0	0	0	4
03:30	0	2	1	0	0	0	0	0	1	0	0	0	0	0	4
03:45	0	2	0	0	0	0	0	0	0	0	0	0	0	0	2
	0	8	2	1	0	0	0	0	2	0	0	0	0	0	13
04:00	0	5	2	1	0	0	0	0	0	0	0	0	0	0	8
04:15	0	6	5	0	0	0	0	0	0	0	0	0	0	0	11
04:30	0	15	7	0	0	0	0	0	0	0	0	0	0	0	22
04:45	0	18	5	0	0	0	0	0	1	0	0	0	0	0	24
	0	44	19	1	0	0	0	0	1	0	0	0	0	0	65
05:00	0	23	6	0	2	0	0	0	1	0	0	0	0	0	32
05:15	1	36	13	0	0	0	0	0	0	0	0	0	0	0	50
05:30	0	41	18	0	5	0	0	0	0	0	0	0	0	3	67
05:45	0	38	20	1	2	0	0	1	1	0	0	0	0	0	63
	1	138	57	1	9	0	0	1	2	0	0	0	0	3	212
06:00	0	60	23	0	7	0	0	0	1	0	0	0	0	0	91
06:15	1	87	22	3	4	0	0	0	1	0	0	0	1	1	120
06:30	0	86	25	0	8	1	0	0	1	0	0	0	0	0	121
06:45	0	104	24	1	4	1	0	1	3	0	0	0	0	3	141
	1	337	94	4	23	2	0	1	6	0	0	0	1	4	473
07:00	0	151	31	0	4	1	0	1	0	0	0	0	0	7	195
07:15	0	139	48	6	8	3	0	1	0	0	0	0	0	14	219
07:30	2	178	48	1	6	0	0	1	1	0	0	0	0	6	243
07:45	0	138	38	1	5	1	0	1	0	1	0	0	0	2	187
	2	606	165	8	23	5	0	4	1	1	0	0	0	29	844
08:00	1	109	37	0	3	0	0	2	1	0	0	0	0	3	156
08:15	0	99	42	3	4	1	0	4	0	1	0	0	0	3	157
08:30	0	75	18	0	4	0	0	0	2	0	0	0	0	3	102
08:45	0	52	19	0	5	2	0	2	0	0	0	0	0	1	81
	1	335	116	3	16	3	0	8	3	1	0	0	0	10	496
09:00	1	43	19	0	3	0	0	4	0	0	0	0	0	1	71
09:15	0	38	21	1	5	0	0	2	0	0	0	0	0	0	67
09:30	0	48	19	3	2	1	0	1	3	0	0	0	0	1	78
09:45	0	47	12	1	2	0	0	1	2	0	0	0	0	2	67
	1	176	71	5	12	1	0	8	5	0	0	0	0	4	283
10:00	0	42	19	0	1	1	0	0	3	0	0	0	0	1	67
10:15	0	44	15	0	2	1	0	1	4	0	0	0	0	1	68
10:30	0	37	19	0	0	0	0	3	2	0	0	0	0	1	62
10:45	0	39	12	4	0	0	0	1	0	0	0	0	0	0	56
	0	162	65	4	3	2	0	5	9	0	0	0	0	3	253
11:00	0	33	12	1	1	1	0	0	2	0	0	0	0	2	52
11:15	0	29	8	0	3	0	0	1	2	0	0	0	0	1	44
11:30	0	36	13	0	1	1	0	0	2	0	0	0	0	1	54
11:45	0	45	15	0	1	0	0	0	1	0	0	0	0	1	63
	0	143	48	1	6	2	0	1	7	0	0	0	0	5	213
Total	6	1979	649	28	92	15	0	28	39	2	0	0	1	58	2897
Percent	0.2%	68.3%	22.4%	1.0%	3.2%	0.5%	0.0%	1.0%	1.3%	0.1%	0.0%	0.0%	0.0%	2.0%	

VHB Engineering NC, PC

4000 WestChase Boulevard, Suite 530
Raleigh, NC 27607
p: 919-829-0328 f: 919-829-0329

Site Code: NC 56
Station ID: 12
NC 56
West of Creedmore Elementary
Date Start: 02-Dec-14

Eastbound

Start Time	Bikes	Cars & Trailer	2 Axle Long	Buses	2 Axle 6 Tire	3 Axle Single	4 Axle Single	<5 Axl Double	5 Axle Double	>6 Axl Double	<6 Axl Multi	6 Axle Multi	>6 Axl Multi	Not Classe	Total
12 PM	0	58	17	0	4	0	0	0	2	0	0	0	0	3	84
12:15	0	43	13	0	2	0	0	0	1	0	0	0	0	2	61
12:30	0	37	17	0	7	0	0	1	2	0	0	0	0	1	65
12:45	0	44	19	0	0	0	0	0	1	0	0	0	0	0	64
	0	182	66	0	13	0	0	1	6	0	0	0	0	6	274
13:00	0	38	12	1	0	0	0	0	5	0	0	0	0	4	60
13:15	0	33	14	1	5	0	0	3	0	0	0	0	0	2	58
13:30	0	45	21	1	2	1	0	0	0	0	0	0	0	3	73
13:45	0	43	19	0	1	0	0	0	4	0	0	0	0	8	75
	0	159	66	3	8	1	0	3	9	0	0	0	0	17	266
14:00	1	53	13	1	3	0	0	1	1	0	0	0	0	3	76
14:15	1	47	19	0	1	0	0	0	2	0	0	0	0	1	71
14:30	0	43	21	0	3	1	0	0	0	0	0	0	0	8	76
14:45	0	61	24	8	3	1	0	1	4	0	0	0	0	3	105
	2	204	77	9	10	2	0	2	7	0	0	0	0	15	328
15:00	0	50	29	2	3	2	0	0	0	0	0	0	0	2	88
15:15	0	48	14	1	4	1	0	0	0	0	0	0	0	5	73
15:30	1	77	30	1	3	0	0	0	0	0	0	0	0	6	118
15:45	1	58	26	2	1	1	0	1	1	0	0	0	0	8	99
	2	233	99	6	11	4	0	1	1	0	0	0	0	21	378
16:00	*	*	*	*	*	*	*	*	*	*	*	*	*	*	*
16:15	*	*	*	*	*	*	*	*	*	*	*	*	*	*	*
16:30	*	*	*	*	*	*	*	*	*	*	*	*	*	*	*
16:45	*	*	*	*	*	*	*	*	*	*	*	*	*	*	*
	0	0	0	0	0	0	0	0	0	0	0	0	0	0	0
17:00	*	*	*	*	*	*	*	*	*	*	*	*	*	*	*
17:15	*	*	*	*	*	*	*	*	*	*	*	*	*	*	*
17:30	*	*	*	*	*	*	*	*	*	*	*	*	*	*	*
17:45	*	*	*	*	*	*	*	*	*	*	*	*	*	*	*
	0	0	0	0	0	0	0	0	0	0	0	0	0	0	0
18:00	*	*	*	*	*	*	*	*	*	*	*	*	*	*	*
18:15	*	*	*	*	*	*	*	*	*	*	*	*	*	*	*
18:30	*	*	*	*	*	*	*	*	*	*	*	*	*	*	*
18:45	*	*	*	*	*	*	*	*	*	*	*	*	*	*	*
	0	0	0	0	0	0	0	0	0	0	0	0	0	0	0
19:00	*	*	*	*	*	*	*	*	*	*	*	*	*	*	*
19:15	*	*	*	*	*	*	*	*	*	*	*	*	*	*	*
19:30	*	*	*	*	*	*	*	*	*	*	*	*	*	*	*
19:45	*	*	*	*	*	*	*	*	*	*	*	*	*	*	*
	0	0	0	0	0	0	0	0	0	0	0	0	0	0	0
20:00	*	*	*	*	*	*	*	*	*	*	*	*	*	*	*
20:15	*	*	*	*	*	*	*	*	*	*	*	*	*	*	*
20:30	*	*	*	*	*	*	*	*	*	*	*	*	*	*	*
20:45	*	*	*	*	*	*	*	*	*	*	*	*	*	*	*
	0	0	0	0	0	0	0	0	0	0	0	0	0	0	0
21:00	*	*	*	*	*	*	*	*	*	*	*	*	*	*	*
21:15	*	*	*	*	*	*	*	*	*	*	*	*	*	*	*
21:30	*	*	*	*	*	*	*	*	*	*	*	*	*	*	*
21:45	*	*	*	*	*	*	*	*	*	*	*	*	*	*	*
	0	0	0	0	0	0	0	0	0	0	0	0	0	0	0
22:00	*	*	*	*	*	*	*	*	*	*	*	*	*	*	*
22:15	*	*	*	*	*	*	*	*	*	*	*	*	*	*	*
22:30	*	*	*	*	*	*	*	*	*	*	*	*	*	*	*
22:45	*	*	*	*	*	*	*	*	*	*	*	*	*	*	*
	0	0	0	0	0	0	0	0	0	0	0	0	0	0	0
23:00	*	*	*	*	*	*	*	*	*	*	*	*	*	*	*
23:15	*	*	*	*	*	*	*	*	*	*	*	*	*	*	*
23:30	*	*	*	*	*	*	*	*	*	*	*	*	*	*	*
23:45	*	*	*	*	*	*	*	*	*	*	*	*	*	*	*
	0	0	0	0	0	0	0	0	0	0	0	0	0	0	0
Total	4	778	308	18	42	7	0	7	23	0	0	0	0	59	1246
Percent	0.3%	62.4%	24.7%	1.4%	3.4%	0.6%	0.0%	0.6%	1.8%	0.0%	0.0%	0.0%	0.0%	4.7%	
Grand Total	37	7409	2442	102	397	43	1	76	137	5	0	0	1	370	11020
Percent	0.3%	67.2%	22.2%	0.9%	3.6%	0.4%	0.0%	0.7%	1.2%	0.0%	0.0%	0.0%	0.0%	3.4%	

VHB Engineering NC, PC

4000 WestChase Boulevard, Suite 530
Raleigh, NC 27607
p: 919-829-0328 f: 919-829-0329

Site Code: NC 56
Station ID: 12
NC 56
West of Creedmore Elementary
Date Start: 02-Dec-14

Westbound, Eastbound

Start Time	Bikes	Cars & Trailer	2 Axle Long	Buses	2 Axle 6 Tire	3 Axle Single	4 Axle Single	<5 Axl Double	5 Axle Double	>6 Axl Double	<6 Axl Multi	6 Axle Multi	>6 Axl Multi	Not Classe	Total
12/02/14	*	*	*	*	*	*	*	*	*	*	*	*	*	*	*
00:15	*	*	*	*	*	*	*	*	*	*	*	*	*	*	*
00:30	*	*	*	*	*	*	*	*	*	*	*	*	*	*	*
00:45	*	*	*	*	*	*	*	*	*	*	*	*	*	*	*
	0	0	0	0	0	0	0	0	0	0	0	0	0	0	0
01:00	*	*	*	*	*	*	*	*	*	*	*	*	*	*	*
01:15	*	*	*	*	*	*	*	*	*	*	*	*	*	*	*
01:30	*	*	*	*	*	*	*	*	*	*	*	*	*	*	*
01:45	*	*	*	*	*	*	*	*	*	*	*	*	*	*	*
	0	0	0	0	0	0	0	0	0	0	0	0	0	0	0
02:00	*	*	*	*	*	*	*	*	*	*	*	*	*	*	*
02:15	*	*	*	*	*	*	*	*	*	*	*	*	*	*	*
02:30	*	*	*	*	*	*	*	*	*	*	*	*	*	*	*
02:45	*	*	*	*	*	*	*	*	*	*	*	*	*	*	*
	0	0	0	0	0	0	0	0	0	0	0	0	0	0	0
03:00	*	*	*	*	*	*	*	*	*	*	*	*	*	*	*
03:15	*	*	*	*	*	*	*	*	*	*	*	*	*	*	*
03:30	*	*	*	*	*	*	*	*	*	*	*	*	*	*	*
03:45	*	*	*	*	*	*	*	*	*	*	*	*	*	*	*
	0	0	0	0	0	0	0	0	0	0	0	0	0	0	0
04:00	*	*	*	*	*	*	*	*	*	*	*	*	*	*	*
04:15	*	*	*	*	*	*	*	*	*	*	*	*	*	*	*
04:30	*	*	*	*	*	*	*	*	*	*	*	*	*	*	*
04:45	*	*	*	*	*	*	*	*	*	*	*	*	*	*	*
	0	0	0	0	0	0	0	0	0	0	0	0	0	0	0
05:00	*	*	*	*	*	*	*	*	*	*	*	*	*	*	*
05:15	*	*	*	*	*	*	*	*	*	*	*	*	*	*	*
05:30	*	*	*	*	*	*	*	*	*	*	*	*	*	*	*
05:45	*	*	*	*	*	*	*	*	*	*	*	*	*	*	*
	0	0	0	0	0	0	0	0	0	0	0	0	0	0	0
06:00	*	*	*	*	*	*	*	*	*	*	*	*	*	*	*
06:15	*	*	*	*	*	*	*	*	*	*	*	*	*	*	*
06:30	*	*	*	*	*	*	*	*	*	*	*	*	*	*	*
06:45	*	*	*	*	*	*	*	*	*	*	*	*	*	*	*
	0	0	0	0	0	0	0	0	0	0	0	0	0	0	0
07:00	*	*	*	*	*	*	*	*	*	*	*	*	*	*	*
07:15	*	*	*	*	*	*	*	*	*	*	*	*	*	*	*
07:30	*	*	*	*	*	*	*	*	*	*	*	*	*	*	*
07:45	*	*	*	*	*	*	*	*	*	*	*	*	*	*	*
	0	0	0	0	0	0	0	0	0	0	0	0	0	0	0
08:00	*	*	*	*	*	*	*	*	*	*	*	*	*	*	*
08:15	*	*	*	*	*	*	*	*	*	*	*	*	*	*	*
08:30	*	*	*	*	*	*	*	*	*	*	*	*	*	*	*
08:45	*	*	*	*	*	*	*	*	*	*	*	*	*	*	*
	0	0	0	0	0	0	0	0	0	0	0	0	0	0	0
09:00	*	*	*	*	*	*	*	*	*	*	*	*	*	*	*
09:15	*	*	*	*	*	*	*	*	*	*	*	*	*	*	*
09:30	*	*	*	*	*	*	*	*	*	*	*	*	*	*	*
09:45	*	*	*	*	*	*	*	*	*	*	*	*	*	*	*
	0	0	0	0	0	0	0	0	0	0	0	0	0	0	0
10:00	*	*	*	*	*	*	*	*	*	*	*	*	*	*	*
10:15	*	*	*	*	*	*	*	*	*	*	*	*	*	*	*
10:30	*	*	*	*	*	*	*	*	*	*	*	*	*	*	*
10:45	*	*	*	*	*	*	*	*	*	*	*	*	*	*	*
	0	0	0	0	0	0	0	0	0	0	0	0	0	0	0
11:00	*	*	*	*	*	*	*	*	*	*	*	*	*	*	*
11:15	*	*	*	*	*	*	*	*	*	*	*	*	*	*	*
11:30	*	*	*	*	*	*	*	*	*	*	*	*	*	*	*
11:45	*	*	*	*	*	*	*	*	*	*	*	*	*	*	*
	0	0	0	0	0	0	0	0	0	0	0	0	0	0	0
Total	0	0	0	0	0	0	0	0	0	0	0	0	0	0	0
Percent	0.0%	0.0%	0.0%	0.0%	0.0%	0.0%	0.0%	0.0%	0.0%	0.0%	0.0%	0.0%	0.0%	0.0%	

VHB Engineering NC, PC

4000 WestChase Boulevard, Suite 530
Raleigh, NC 27607
p: 919-829-0328 f: 919-829-0329

Site Code: NC 56
Station ID: 12
NC 56
West of Creedmore Elementary
Date Start: 02-Dec-14

Westbound, Eastbound

Start Time	Bikes	Cars & Trailer	2 Axle Long	Buses	2 Axle 6 Tire	3 Axle Single	4 Axle Single	<5 Axl Double	5 Axle Double	>6 Axl Double	<6 Axl Multi	6 Axle Multi	>6 Axl Multi	Not Classe	Total
12 PM	*	*	*	*	*	*	*	*	*	*	*	*	*	*	*
12:15	*	*	*	*	*	*	*	*	*	*	*	*	*	*	*
12:30	*	*	*	*	*	*	*	*	*	*	*	*	*	*	*
12:45	*	*	*	*	*	*	*	*	*	*	*	*	*	*	*
	0	0	0	0	0	0	0	0	0	0	0	0	0	0	0
13:00	*	*	*	*	*	*	*	*	*	*	*	*	*	*	*
13:15	*	*	*	*	*	*	*	*	*	*	*	*	*	*	*
13:30	*	*	*	*	*	*	*	*	*	*	*	*	*	*	*
13:45	*	*	*	*	*	*	*	*	*	*	*	*	*	*	*
	0	0	0	0	0	0	0	0	0	0	0	0	0	0	0
14:00	*	*	*	*	*	*	*	*	*	*	*	*	*	*	*
14:15	*	*	*	*	*	*	*	*	*	*	*	*	*	*	*
14:30	*	*	*	*	*	*	*	*	*	*	*	*	*	*	*
14:45	*	*	*	*	*	*	*	*	*	*	*	*	*	*	*
	0	0	0	0	0	0	0	0	0	0	0	0	0	0	0
15:00	*	*	*	*	*	*	*	*	*	*	*	*	*	*	*
15:15	*	*	*	*	*	*	*	*	*	*	*	*	*	*	*
15:30	*	*	*	*	*	*	*	*	*	*	*	*	*	*	*
15:45	*	*	*	*	*	*	*	*	*	*	*	*	*	*	*
	0	0	0	0	0	0	0	0	0	0	0	0	0	0	0
16:00	1	151	48	1	11	1	0	2	1	0	0	0	0	16	232
16:15	3	151	43	3	7	0	0	2	1	0	0	0	0	6	216
16:30	1	144	56	0	4	1	0	1	2	0	0	0	0	9	218
16:45	1	161	55	1	9	3	0	3	3	0	0	0	0	23	259
	6	607	202	5	31	5	0	8	7	0	0	0	0	54	925
17:00	0	175	58	3	6	0	0	2	4	0	0	0	0	5	253
17:15	0	189	58	1	6	0	0	0	1	0	0	0	0	10	265
17:30	1	201	66	0	10	0	0	0	0	0	0	0	0	6	284
17:45	0	190	52	0	12	1	0	0	1	0	0	0	0	11	267
	1	755	234	4	34	1	0	2	6	0	0	0	0	32	1069
18:00	0	156	46	0	6	1	0	1	0	0	0	0	0	13	223
18:15	0	110	37	0	5	1	0	1	1	0	0	0	0	5	160
18:30	0	85	28	0	4	1	0	1	0	0	0	0	0	6	125
18:45	0	119	40	0	4	0	0	0	1	0	0	0	0	2	166
	0	470	151	0	19	3	0	3	2	0	0	0	0	26	674
19:00	0	87	19	0	4	0	0	0	0	0	0	0	0	0	110
19:15	0	81	25	1	2	0	0	0	0	0	0	0	0	2	111
19:30	0	87	22	0	3	0	0	0	0	0	0	0	0	2	114
19:45	1	81	22	0	2	1	0	0	1	0	0	0	0	1	109
	1	336	88	1	11	1	0	0	1	0	0	0	0	5	444
20:00	0	57	16	0	0	0	0	0	1	0	0	0	0	2	76
20:15	1	55	11	0	1	1	0	0	0	0	0	0	0	2	71
20:30	0	50	17	0	4	0	0	0	0	0	0	0	0	0	71
20:45	0	42	13	0	5	0	0	0	0	0	0	0	0	0	60
	1	204	57	0	10	1	0	0	1	0	0	0	0	4	278
21:00	1	43	11	0	7	0	0	0	0	0	0	0	0	0	62
21:15	0	54	8	0	0	0	0	1	1	0	0	0	0	1	65
21:30	1	42	13	1	2	0	0	0	0	0	0	0	0	2	61
21:45	0	49	8	0	2	0	0	0	1	0	0	0	0	0	60
	2	188	40	1	11	0	0	1	2	0	0	0	0	3	248
22:00	1	25	7	1	1	1	0	11	0	0	0	0	0	0	47
22:15	0	33	11	0	1	0	0	0	0	0	0	0	0	0	45
22:30	0	34	6	0	2	0	0	1	0	0	0	0	0	0	43
22:45	0	21	2	0	0	0	0	0	0	0	0	0	0	0	23
	1	113	26	1	4	1	0	12	0	0	0	0	0	0	158
23:00	0	24	6	0	2	0	0	0	0	0	0	0	0	0	32
23:15	0	21	2	0	0	0	0	0	0	0	0	0	0	0	23
23:30	0	24	2	0	0	0	0	0	1	0	0	0	0	0	27
23:45	0	13	4	1	0	0	0	0	1	0	0	0	0	1	20
	0	82	14	1	2	0	0	0	2	0	0	0	0	1	102
Total	12	2755	812	13	122	12	0	26	21	0	0	0	0	125	3898
Percent	0.3%	70.7%	20.8%	0.3%	3.1%	0.3%	0.0%	0.7%	0.5%	0.0%	0.0%	0.0%	0.0%	3.2%	

VHB Engineering NC, PC

4000 WestChase Boulevard, Suite 530
Raleigh, NC 27607
p: 919-829-0328 f: 919-829-0329

Site Code: NC 56
Station ID: 12
NC 56
West of Creedmore Elementary
Date Start: 02-Dec-14

Westbound, Eastbound

Start Time	Bikes	Cars & Trailer	2 Axle Long	Buses	2 Axle 6 Tire	3 Axle Single	4 Axle Single	<5 Axl Double	5 Axle Double	>6 Axl Double	<6 Axl Multi	6 Axle Multi	>6 Axl Multi	Not Classe	Total
12/03/1															
4	0	9	2	0	1	0	0	0	1	0	0	0	0	0	13
00:15	0	14	7	0	0	0	0	0	0	0	0	0	0	0	21
00:30	0	17	3	1	0	0	0	0	1	0	0	0	0	0	22
00:45	0	3	2	0	1	0	0	0	1	0	0	0	0	1	8
	0	43	14	1	2	0	0	0	3	0	0	0	0	1	64
01:00	0	8	1	0	0	0	0	0	1	0	0	0	0	0	10
01:15	0	6	2	0	0	0	0	0	2	0	0	0	0	0	10
01:30	0	4	2	0	0	0	0	0	0	0	0	0	0	0	6
01:45	0	1	3	0	0	0	0	0	1	0	0	0	0	0	5
	0	19	8	0	0	0	0	0	4	0	0	0	0	0	31
02:00	0	7	1	0	0	0	0	0	1	0	0	0	0	0	9
02:15	0	1	1	0	0	0	0	0	1	0	0	0	0	0	3
02:30	0	6	3	1	0	0	0	0	0	0	0	0	0	0	10
02:45	0	7	0	0	0	0	0	0	1	0	0	0	0	0	8
	0	21	5	1	0	0	0	0	3	0	0	0	0	0	30
03:00	0	4	2	0	0	0	0	0	0	0	0	0	0	0	6
03:15	0	9	3	1	1	0	0	0	0	0	0	0	0	0	14
03:30	0	5	1	0	0	0	0	0	0	0	0	0	0	0	6
03:45	0	6	3	0	1	0	0	0	0	0	0	0	0	0	10
	0	24	9	1	2	0	0	0	0	0	0	0	0	0	36
04:00	0	6	2	1	0	0	0	0	0	0	0	0	0	0	9
04:15	0	9	2	0	0	0	0	0	0	0	0	0	0	0	11
04:30	0	15	5	0	2	0	0	0	0	0	0	0	0	0	22
04:45	0	26	5	0	0	0	0	0	1	0	0	0	0	0	32
	0	56	14	1	2	0	0	0	1	0	0	0	0	0	74
05:00	0	30	5	0	1	0	0	0	1	0	0	0	0	2	39
05:15	0	41	20	0	0	0	0	0	0	0	0	0	0	0	61
05:30	1	50	17	0	0	0	0	0	1	0	0	0	0	1	70
05:45	0	39	22	0	9	0	0	1	1	0	0	0	0	2	74
	1	160	64	0	10	0	0	1	3	0	0	0	0	5	244
06:00	0	69	26	2	9	0	0	1	0	0	0	0	0	0	107
06:15	0	83	18	2	11	0	0	0	1	0	0	0	0	5	120
06:30	0	113	38	1	12	0	0	1	1	0	0	0	0	0	166
06:45	0	133	31	1	9	0	0	0	1	0	0	0	0	3	178
	0	398	113	6	41	0	0	2	3	0	0	0	0	8	571
07:00	1	192	38	3	9	2	0	3	4	1	0	0	0	19	272
07:15	2	202	70	6	10	1	0	2	3	0	0	0	0	29	325
07:30	0	211	61	5	9	1	0	1	5	0	0	0	1	15	309
07:45	0	173	75	2	8	0	0	1	0	0	0	0	0	16	275
	3	778	244	16	36	4	0	7	12	1	0	0	1	79	1181
08:00	0	152	48	2	3	0	0	1	2	0	0	0	0	16	224
08:15	3	132	56	3	18	0	0	1	4	2	0	0	0	11	230
08:30	0	91	28	1	11	1	0	2	4	0	0	0	0	5	143
08:45	0	80	29	3	8	0	0	5	2	0	0	0	0	6	133
	3	455	161	9	40	1	0	9	12	2	0	0	0	38	730
09:00	0	58	32	1	10	0	0	0	3	0	0	0	0	5	109
09:15	0	64	22	1	10	0	0	3	2	0	0	0	0	0	102
09:30	0	60	43	1	8	0	0	3	3	0	0	0	0	0	118
09:45	2	67	28	1	2	1	1	0	2	0	0	0	0	1	105
	2	249	125	4	30	1	1	6	10	0	0	0	0	6	434
10:00	0	82	30	3	3	0	0	2	3	0	0	0	0	1	124
10:15	1	73	26	0	7	0	0	2	1	0	0	0	0	2	112
10:30	0	71	24	2	4	1	1	1	5	1	0	0	0	6	116
10:45	1	66	21	2	1	0	0	0	4	0	0	0	0	1	96
	2	292	101	7	15	1	1	5	13	1	0	0	0	10	448
11:00	0	77	23	0	7	0	0	3	4	1	0	0	0	3	118
11:15	0	65	30	4	5	1	0	0	5	0	0	0	0	1	111
11:30	0	59	27	0	4	0	0	0	4	0	0	0	0	4	98
11:45	0	65	29	2	8	0	0	1	4	0	0	0	0	2	111
	0	266	109	6	24	1	0	4	17	1	0	0	0	10	438
Total	11	2761	967	52	202	8	2	34	81	5	0	0	1	157	4281
Percent	0.3%	64.5%	22.6%	1.2%	4.7%	0.2%	0.0%	0.8%	1.9%	0.1%	0.0%	0.0%	0.0%	3.7%	

VHB Engineering NC, PC

4000 WestChase Boulevard, Suite 530
Raleigh, NC 27607
p: 919-829-0328 f: 919-829-0329

Site Code: NC 56
Station ID: 12
NC 56
West of Creedmore Elementary
Date Start: 02-Dec-14

Westbound, Eastbound

Start Time	Bikes	Cars & Trailer	2 Axle Long	Buses	2 Axle 6 Tire	3 Axle Single	4 Axle Single	<5 Axl Double	5 Axle Double	>6 Axl Double	<6 Axl Multi	6 Axle Multi	>6 Axl Multi	Not Classe	Total
12 PM	0	83	29	1	5	0	0	0	1	1	0	0	0	6	126
12:15	2	74	29	0	7	0	0	1	3	0	0	0	0	3	119
12:30	0	67	27	0	10	0	0	0	3	0	0	0	0	3	110
12:45	0	62	44	1	4	1	0	2	4	0	0	0	0	0	118
	2	286	129	2	26	1	0	3	11	1	0	0	0	12	473
13:00	0	82	32	2	2	1	0	1	5	1	0	0	0	2	128
13:15	0	85	32	6	8	0	0	0	3	0	0	0	0	2	136
13:30	1	89	43	2	6	0	0	2	2	1	0	0	0	9	155
13:45	1	97	31	1	5	0	0	2	3	0	0	0	0	5	145
	2	353	138	11	21	1	0	5	13	2	0	0	0	18	564
14:00	1	96	30	2	4	1	0	1	1	0	0	0	0	4	140
14:15	1	103	28	3	6	0	0	1	0	0	0	0	0	2	144
14:30	0	122	43	4	6	0	0	3	1	0	0	0	0	3	182
14:45	1	151	64	8	10	0	0	1	0	0	0	0	0	13	248
	3	472	165	17	26	1	0	6	2	0	0	0	0	22	714
15:00	0	131	52	3	7	0	0	2	1	0	0	0	0	3	199
15:15	0	130	44	1	8	1	0	2	5	0	0	0	0	7	198
15:30	2	158	51	6	4	0	0	1	0	0	0	0	0	12	234
15:45	1	152	40	3	8	0	0	2	1	0	0	0	0	16	223
	3	571	187	13	27	1	0	7	7	0	0	0	0	38	854
16:00	1	156	48	3	10	1	0	0	1	1	0	0	0	8	229
16:15	4	154	41	2	5	2	0	0	1	0	0	0	0	9	218
16:30	0	150	46	1	9	0	0	0	1	0	0	0	0	9	216
16:45	2	168	36	4	10	0	1	3	3	1	0	0	0	12	240
	7	628	171	10	34	3	1	3	6	2	0	0	0	38	903
17:00	1	196	62	1	11	2	0	2	1	0	0	0	0	7	283
17:15	1	208	51	0	6	3	0	2	1	0	0	0	0	15	287
17:30	1	178	46	0	15	2	0	0	1	0	0	0	0	12	255
17:45	0	182	55	1	14	0	0	1	0	0	0	0	0	11	264
	3	764	214	2	46	7	0	5	3	0	0	0	0	45	1089
18:00	2	148	30	0	13	1	0	0	0	0	0	0	0	11	205
18:15	1	140	45	0	10	2	0	1	0	0	0	0	0	14	213
18:30	0	145	45	1	7	1	0	0	0	0	0	0	0	6	205
18:45	0	107	29	0	7	0	0	0	0	0	0	0	0	11	154
	3	540	149	1	37	4	0	1	0	0	0	0	0	42	777
19:00	0	91	37	0	16	1	0	0	0	0	0	0	0	1	146
19:15	0	80	29	0	5	0	0	0	0	0	0	0	0	2	116
19:30	0	102	32	0	3	2	0	0	2	0	0	0	0	3	144
19:45	0	72	26	0	1	0	0	0	0	0	0	0	0	1	100
	0	345	124	0	25	3	0	0	2	0	0	0	0	7	506
20:00	1	69	13	0	3	0	0	1	0	0	0	0	0	3	90
20:15	0	55	13	0	1	0	0	0	0	0	0	0	0	0	69
20:30	0	57	18	0	2	1	0	0	0	0	0	0	0	5	83
20:45	2	62	18	0	1	0	0	0	0	0	0	0	0	0	83
	3	243	62	0	7	1	0	1	0	0	0	0	0	8	325
21:00	0	49	8	0	3	0	0	0	0	0	0	0	0	0	60
21:15	0	49	12	1	2	0	0	0	0	0	0	0	0	0	64
21:30	1	54	9	0	3	0	0	0	0	0	0	0	0	0	67
21:45	0	40	10	0	1	0	0	1	0	0	0	0	0	1	53
	1	192	39	1	9	0	0	1	0	0	0	0	0	1	244
22:00	1	42	7	0	0	0	0	0	0	0	0	0	0	0	50
22:15	0	45	13	0	0	0	0	0	1	0	0	0	0	0	59
22:30	0	25	6	0	0	0	0	0	0	0	0	0	0	0	31
22:45	0	22	5	0	0	0	0	0	0	0	0	0	0	1	28
	1	134	31	0	0	0	0	0	1	0	0	0	0	1	168
23:00	0	31	8	0	0	0	0	0	0	0	0	0	0	0	39
23:15	0	37	6	1	0	0	0	0	0	0	0	0	0	0	44
23:30	0	34	5	0	0	0	0	0	0	0	0	0	0	0	39
23:45	0	18	2	0	1	0	0	0	0	0	0	0	0	0	21
	0	120	21	1	1	0	0	0	0	0	0	0	0	0	143
Total	28	4648	1430	58	259	22	1	32	45	5	0	0	0	232	6760
Percent	0.4%	68.8%	21.2%	0.9%	3.8%	0.3%	0.0%	0.5%	0.7%	0.1%	0.0%	0.0%	0.0%	3.4%	

VHB Engineering NC, PC

4000 WestChase Boulevard, Suite 530
Raleigh, NC 27607
p: 919-829-0328 f: 919-829-0329

Site Code: NC 56
Station ID: 12
NC 56
West of Creedmore Elementary
Date Start: 02-Dec-14

Westbound, Eastbound

Start Time	Bikes	Cars & Trailer	2 Axle Long	Buses	2 Axle 6 Tire	3 Axle Single	4 Axle Single	<5 Axl Double	5 Axle Double	>6 Axl Double	<6 Axl Multi	6 Axle Multi	>6 Axl Multi	Not Classe	Total
12/04/1															
4	0	19	5	0	0	0	0	0	0	0	0	0	0	0	24
00:15	0	20	3	0	1	0	0	0	0	0	0	0	0	0	24
00:30	0	16	5	0	1	0	0	0	0	0	0	0	0	0	22
00:45	0	12	3	0	0	0	0	0	1	0	0	0	0	0	16
	0	67	16	0	2	0	0	0	1	0	0	0	0	0	86
01:00	0	4	0	0	0	0	0	0	1	0	0	0	0	0	5
01:15	0	5	3	0	1	0	0	0	0	0	0	0	0	0	9
01:30	0	4	1	0	0	0	0	0	0	0	0	0	0	0	5
01:45	0	4	2	0	0	0	0	0	0	0	0	0	0	0	6
	0	17	6	0	1	0	0	0	1	0	0	0	0	0	25
02:00	0	5	1	0	1	0	0	0	1	0	0	0	0	0	8
02:15	0	2	3	0	0	0	0	0	0	0	0	0	0	0	5
02:30	0	4	2	0	0	0	0	0	0	0	0	0	0	0	6
02:45	0	2	3	0	0	0	0	0	0	0	0	0	0	0	5
	0	13	9	0	1	0	0	0	1	0	0	0	0	0	24
03:00	0	5	2	1	0	0	0	0	1	0	0	0	0	0	9
03:15	0	4	2	0	0	0	0	0	1	0	0	0	0	0	7
03:30	0	4	2	0	0	0	0	0	1	0	0	0	0	0	7
03:45	0	2	1	0	0	0	0	0	1	0	0	0	0	0	4
	0	15	7	1	0	0	0	0	4	0	0	0	0	0	27
04:00	0	8	2	1	0	0	0	0	0	0	0	0	0	0	11
04:15	0	7	5	0	0	0	0	0	0	0	0	0	0	0	12
04:30	0	17	7	0	0	0	0	0	0	0	0	0	0	0	24
04:45	0	19	6	0	0	0	0	0	2	0	0	0	0	0	27
	0	51	20	1	0	0	0	0	2	0	0	0	0	0	74
05:00	0	26	6	0	2	0	0	0	1	0	0	0	0	0	35
05:15	1	38	14	1	0	0	0	0	0	0	0	0	0	0	54
05:30	1	45	23	0	5	1	0	2	0	0	0	0	0	4	81
05:45	0	47	21	1	2	1	0	1	2	0	0	0	0	2	77
	2	156	64	2	9	2	0	3	3	0	0	0	0	6	247
06:00	0	73	29	1	9	0	0	0	1	0	0	0	0	0	113
06:15	2	108	30	3	5	1	0	0	1	0	0	0	1	4	155
06:30	0	98	32	0	8	1	0	1	2	0	0	0	0	0	142
06:45	0	127	34	2	6	1	0	2	3	0	0	0	0	9	184
	2	406	125	6	28	3	0	3	7	0	0	0	1	13	594
07:00	0	211	43	6	6	1	0	1	0	0	0	0	0	14	282
07:15	1	212	69	7	12	4	1	1	0	0	0	0	0	32	339
07:30	2	227	59	1	10	0	0	1	1	0	0	0	0	11	312
07:45	0	199	48	3	8	1	0	1	1	2	0	0	0	10	273
	3	849	219	17	36	6	1	4	2	2	0	0	0	67	1206
08:00	1	148	55	3	6	1	0	2	3	0	0	0	0	8	227
08:15	0	158	66	5	14	1	0	4	1	2	0	0	0	8	259
08:30	0	110	34	0	5	0	0	1	3	0	0	0	0	4	157
08:45	0	85	27	1	10	3	0	3	1	0	0	0	0	3	133
	1	501	182	9	35	5	0	10	8	2	0	0	0	23	776
09:00	1	64	31	0	6	0	1	6	1	0	0	0	0	2	112
09:15	0	64	32	1	8	0	0	3	2	0	0	0	0	3	113
09:30	0	69	33	7	9	3	0	2	4	0	0	0	0	3	130
09:45	0	81	19	1	4	1	0	1	4	0	0	0	0	5	116
	1	278	115	9	27	4	1	12	11	0	0	0	0	13	471
10:00	0	60	34	0	4	1	0	1	4	0	0	0	0	2	106
10:15	0	75	23	1	4	1	0	1	4	0	0	0	0	2	111
10:30	0	57	29	0	3	0	0	3	2	0	0	0	0	2	96
10:45	0	63	23	5	2	0	0	1	3	1	0	0	0	0	98
	0	255	109	6	13	2	0	6	13	1	0	0	0	6	411
11:00	0	66	23	2	4	1	0	2	2	0	0	0	0	3	103
11:15	0	66	24	3	5	1	0	4	5	0	0	0	0	3	111
11:30	0	71	26	0	3	1	0	3	2	0	0	0	0	4	110
11:45	0	81	27	0	7	0	0	0	2	0	0	0	0	5	122
	0	284	100	5	19	3	0	9	11	0	0	0	0	15	446
Total	9	2892	972	56	171	25	2	47	64	5	0	0	1	143	4387
Percent	0.2%	65.9%	22.2%	1.3%	3.9%	0.6%	0.0%	1.1%	1.5%	0.1%	0.0%	0.0%	0.0%	3.3%	

VHB Engineering NC, PC

4000 WestChase Boulevard, Suite 530
Raleigh, NC 27607
p: 919-829-0328 f: 919-829-0329

Site Code: NC 56
Station ID: 12
NC 56
West of Creedmore Elementary
Date Start: 02-Dec-14

Westbound, Eastbound

Start Time	Bikes	Cars & Trailer	2 Axle Long	Buses	2 Axle 6 Tire	3 Axle Single	4 Axle Single	<5 Axl Double	5 Axle Double	>6 Axl Double	<6 Axl Multi	6 Axle Multi	>6 Axl Multi	Not Classe	Total
12 PM	0	101	36	1	8	0	1	1	3	0	0	0	0	4	155
12:15	0	94	24	0	6	0	1	0	2	0	0	0	0	3	130
12:30	0	89	31	0	9	0	1	3	2	0	0	0	0	4	139
12:45	0	87	43	1	5	1	0	1	3	0	0	0	0	1	142
	0	371	134	2	28	1	3	5	10	0	0	0	0	12	566
13:00	0	71	36	4	1	0	0	0	8	1	0	0	0	7	128
13:15	0	77	32	2	9	0	1	4	0	0	0	0	0	3	128
13:30	0	92	45	2	5	2	0	1	0	0	0	0	0	5	152
13:45	0	86	36	0	6	1	0	0	4	0	0	0	0	10	143
	0	326	149	8	21	3	1	5	12	1	0	0	0	25	551
14:00	1	106	29	1	6	0	0	1	2	0	0	0	0	5	151
14:15	1	104	46	2	4	0	0	1	3	0	0	0	0	2	163
14:30	0	115	45	0	12	2	0	0	3	0	0	0	0	10	187
14:45	0	126	45	9	10	1	0	1	6	0	0	0	1	8	207
	2	451	165	12	32	3	0	3	14	0	0	0	1	25	708
15:00	0	112	57	4	6	2	0	1	0	0	0	0	0	5	187
15:15	2	120	46	4	9	3	0	1	1	0	0	0	0	7	193
15:30	1	143	61	6	9	1	0	1	3	1	0	0	0	11	237
15:45	1	153	62	4	7	1	0	1	2	0	0	0	0	17	248
	4	528	226	18	31	7	0	4	6	1	0	0	0	40	865
16:00	*	*	*	*	*	*	*	*	*	*	*	*	*	*	*
16:15	*	*	*	*	*	*	*	*	*	*	*	*	*	*	*
16:30	*	*	*	*	*	*	*	*	*	*	*	*	*	*	*
16:45	*	*	*	*	*	*	*	*	*	*	*	*	*	*	*
	0	0	0	0	0	0	0	0	0	0	0	0	0	0	0
17:00	*	*	*	*	*	*	*	*	*	*	*	*	*	*	*
17:15	*	*	*	*	*	*	*	*	*	*	*	*	*	*	*
17:30	*	*	*	*	*	*	*	*	*	*	*	*	*	*	*
17:45	*	*	*	*	*	*	*	*	*	*	*	*	*	*	*
	0	0	0	0	0	0	0	0	0	0	0	0	0	0	0
18:00	*	*	*	*	*	*	*	*	*	*	*	*	*	*	*
18:15	*	*	*	*	*	*	*	*	*	*	*	*	*	*	*
18:30	*	*	*	*	*	*	*	*	*	*	*	*	*	*	*
18:45	*	*	*	*	*	*	*	*	*	*	*	*	*	*	*
	0	0	0	0	0	0	0	0	0	0	0	0	0	0	0
19:00	*	*	*	*	*	*	*	*	*	*	*	*	*	*	*
19:15	*	*	*	*	*	*	*	*	*	*	*	*	*	*	*
19:30	*	*	*	*	*	*	*	*	*	*	*	*	*	*	*
19:45	*	*	*	*	*	*	*	*	*	*	*	*	*	*	*
	0	0	0	0	0	0	0	0	0	0	0	0	0	0	0
20:00	*	*	*	*	*	*	*	*	*	*	*	*	*	*	*
20:15	*	*	*	*	*	*	*	*	*	*	*	*	*	*	*
20:30	*	*	*	*	*	*	*	*	*	*	*	*	*	*	*
20:45	*	*	*	*	*	*	*	*	*	*	*	*	*	*	*
	0	0	0	0	0	0	0	0	0	0	0	0	0	0	0
21:00	*	*	*	*	*	*	*	*	*	*	*	*	*	*	*
21:15	*	*	*	*	*	*	*	*	*	*	*	*	*	*	*
21:30	*	*	*	*	*	*	*	*	*	*	*	*	*	*	*
21:45	*	*	*	*	*	*	*	*	*	*	*	*	*	*	*
	0	0	0	0	0	0	0	0	0	0	0	0	0	0	0
22:00	*	*	*	*	*	*	*	*	*	*	*	*	*	*	*
22:15	*	*	*	*	*	*	*	*	*	*	*	*	*	*	*
22:30	*	*	*	*	*	*	*	*	*	*	*	*	*	*	*
22:45	*	*	*	*	*	*	*	*	*	*	*	*	*	*	*
	0	0	0	0	0	0	0	0	0	0	0	0	0	0	0
23:00	*	*	*	*	*	*	*	*	*	*	*	*	*	*	*
23:15	*	*	*	*	*	*	*	*	*	*	*	*	*	*	*
23:30	*	*	*	*	*	*	*	*	*	*	*	*	*	*	*
23:45	*	*	*	*	*	*	*	*	*	*	*	*	*	*	*
	0	0	0	0	0	0	0	0	0	0	0	0	0	0	0
Total	6	1676	674	40	112	14	4	17	42	2	0	0	1	102	2690
Percent	0.2%	62.3%	25.1%	1.5%	4.2%	0.5%	0.1%	0.6%	1.6%	0.1%	0.0%	0.0%	0.0%	3.8%	
Grand Total	66	14732	4855	219	866	81	9	156	253	17	0	0	3	759	22016
Percent	0.3%	66.9%	22.1%	1.0%	3.9%	0.4%	0.0%	0.7%	1.1%	0.1%	0.0%	0.0%	0.0%	3.4%	

VHB Engineering NC, PC

4000 WestChase Boulevard, Suite 530
Raleigh, NC 27607
p: 919-829-0328 f: 919-829-0329

Site Code: 56
Station ID: 13
NC 56
East of Darden Drive
Date Start: 06-Jan-15

Eastbound

Start Time	Bikes	Cars & Trailer	2 Axle Long	Buses	2 Axle 6 Tire	3 Axle Single	4 Axle Single	<5 Axl Double	5 Axle Double	>6 Axl Double	<6 Axl Multi	6 Axle Multi	>6 Axl Multi	Not Classe	Total
01/06/1															
5	0	6	1	0	0	0	0	0	0	0	0	0	0	0	7
00:15	0	8	2	0	1	0	0	0	1	0	0	0	0	0	12
00:30	0	1	1	0	0	0	0	0	0	0	0	0	0	0	2
00:45	0	5	1	0	0	0	0	0	0	0	0	0	0	0	6
	0	20	5	0	1	0	0	0	1	0	0	0	0	0	27
01:00	0	5	1	0	1	0	0	0	0	0	0	0	0	0	7
01:15	0	4	0	0	0	0	0	0	0	0	0	0	0	0	4
01:30	0	5	2	0	0	0	0	0	0	0	0	0	0	0	7
01:45	0	3	1	0	0	0	0	0	0	0	0	0	0	0	4
	0	17	4	0	1	0	0	0	0	0	0	0	0	0	22
02:00	0	1	0	1	1	0	0	0	0	0	0	0	0	0	3
02:15	0	1	0	0	0	0	0	0	0	0	0	0	0	0	1
02:30	0	5	1	0	0	0	0	0	0	0	0	0	0	0	6
02:45	0	2	1	0	0	0	0	0	0	0	0	0	0	0	3
	0	9	2	1	1	0	0	0	0	0	0	0	0	0	13
03:00	0	1	2	0	0	0	0	0	0	0	0	0	0	0	3
03:15	0	2	1	0	0	0	0	0	0	0	0	0	0	0	3
03:30	0	0	1	0	1	0	0	0	0	0	0	0	0	0	2
03:45	0	5	0	0	1	0	0	0	0	0	0	0	0	0	6
	0	8	4	0	2	0	0	0	0	0	0	0	0	0	14
04:00	0	1	0	0	0	0	0	0	0	0	0	0	0	0	1
04:15	0	2	1	0	0	0	0	0	0	0	0	0	0	0	3
04:30	0	2	1	0	0	0	0	0	0	0	0	0	0	0	3
04:45	0	3	1	0	0	0	0	0	0	0	0	0	0	0	4
	0	8	3	0	0	0	0	0	0	0	0	0	0	0	11
05:00	0	1	1	1	0	0	0	0	1	0	0	0	0	0	4
05:15	0	6	1	0	0	0	0	0	1	0	0	0	0	0	8
05:30	0	3	1	0	0	0	0	0	0	0	0	0	0	0	4
05:45	0	6	2	1	0	0	0	0	1	0	0	0	0	0	10
	0	16	5	2	0	0	0	0	3	0	0	0	0	0	26
06:00	0	12	1	0	1	2	0	0	0	0	0	0	0	0	16
06:15	0	11	6	1	7	0	0	0	2	0	0	0	0	1	28
06:30	0	15	6	1	0	0	0	0	3	0	0	0	0	1	26
06:45	0	18	5	2	1	0	0	0	0	0	0	0	0	3	29
	0	56	18	4	9	2	0	0	5	0	0	0	0	5	99
07:00	1	22	7	3	0	0	0	0	1	0	0	0	0	8	42
07:15	0	29	10	0	4	0	0	0	1	0	0	0	0	5	49
07:30	0	24	5	3	1	0	0	1	0	0	0	0	0	2	36
07:45	0	41	3	1	5	0	0	1	0	0	0	0	0	8	59
	1	116	25	7	10	0	0	2	2	0	0	0	0	23	186
08:00	0	44	11	0	3	1	0	0	0	1	0	0	0	6	66
08:15	1	40	13	2	8	1	0	1	0	0	0	0	0	5	71
08:30	1	40	12	1	9	2	0	0	0	0	0	0	0	1	66
08:45	0	19	11	0	4	0	0	0	1	0	0	0	0	2	37
	2	143	47	3	24	4	0	1	1	1	0	0	0	14	240
09:00	0	20	5	0	1	0	0	0	0	0	0	0	0	0	26
09:15	0	15	5	1	4	0	0	1	2	0	0	0	0	2	30
09:30	0	24	6	0	3	1	0	1	0	0	0	0	0	2	37
09:45	0	19	7	1	2	0	0	1	3	0	0	0	0	1	34
	0	78	23	2	10	1	0	3	5	0	0	0	0	5	127
10:00	0	24	6	0	2	0	0	1	3	1	0	0	0	2	39
10:15	0	18	16	0	0	0	0	0	0	0	0	0	0	0	34
10:30	0	24	7	0	5	0	0	0	1	0	0	0	0	0	37
10:45	0	25	10	1	4	0	0	0	2	0	0	0	0	2	44
	0	91	39	1	11	0	0	1	6	1	0	0	0	4	154
11:00	0	23	11	1	5	0	0	1	2	0	0	0	0	0	43
11:15	0	26	9	0	6	0	0	0	0	0	0	0	0	0	41
11:30	0	19	7	2	4	0	0	0	0	0	0	0	0	2	34
11:45	0	28	17	1	5	0	0	0	1	0	0	0	0	1	53
	0	96	44	4	20	0	0	1	3	0	0	0	0	3	171
Total	3	658	219	24	89	7	0	8	26	2	0	0	0	54	1090
Percent	0.3%	60.4%	20.1%	2.2%	8.2%	0.6%	0.0%	0.7%	2.4%	0.2%	0.0%	0.0%	0.0%	5.0%	

VHB Engineering NC, PC

4000 WestChase Boulevard, Suite 530
Raleigh, NC 27607
p: 919-829-0328 f: 919-829-0329

Site Code: 56
Station ID: 13
NC 56
East of Darden Drive
Date Start: 06-Jan-15

Eastbound

Start Time	Bikes	Cars & Trailer	2 Axle Long	Buses	2 Axle 6 Tire	3 Axle Single	4 Axle Single	<5 Axl Double	5 Axle Double	>6 Axl Double	<6 Axl Multi	6 Axle Multi	>6 Axl Multi	Not Classe	Total
12 PM	1	36	8	1	6	0	0	0	1	0	0	0	0	2	55
12:15	0	27	9	0	0	0	0	1	2	0	0	0	0	0	39
12:30	0	15	6	0	4	1	0	1	1	0	0	0	0	2	30
12:45	0	38	8	0	5	0	0	1	1	0	0	0	0	0	53
	1	116	31	1	15	1	0	3	5	0	0	0	0	4	177
13:00	0	38	19	2	6	0	0	1	0	0	0	0	0	1	67
13:15	0	35	18	0	4	0	0	1	1	0	0	0	0	0	59
13:30	1	27	15	0	4	2	0	1	0	0	0	0	0	3	53
13:45	0	41	24	1	4	0	0	1	1	0	0	0	0	4	76
	1	141	76	3	18	2	0	4	2	0	0	0	0	8	255
14:00	0	49	14	0	7	0	0	1	0	0	0	0	0	2	73
14:15	0	39	22	1	6	0	0	1	1	0	0	0	0	2	72
14:30	0	46	9	0	3	1	0	1	3	0	0	0	0	3	66
14:45	0	41	22	1	6	0	0	0	1	0	0	0	0	3	74
	0	175	67	2	22	1	0	3	5	0	0	0	0	10	285
15:00	0	51	12	1	5	0	0	1	2	0	0	0	0	2	74
15:15	0	44	29	2	7	1	1	0	3	0	0	0	0	1	88
15:30	1	82	29	4	7	0	0	1	0	0	0	0	0	10	134
15:45	0	78	25	3	8	0	0	2	2	0	0	0	0	1	119
	1	255	95	10	27	1	1	4	7	0	0	0	0	14	415
16:00	0	87	25	2	6	0	0	2	0	0	0	0	0	3	125
16:15	1	82	22	0	3	2	0	0	0	0	0	0	0	3	113
16:30	0	84	29	0	9	1	0	0	1	0	0	0	0	1	125
16:45	0	96	35	0	13	0	0	1	1	0	0	0	0	5	151
	1	349	111	2	31	3	0	3	2	0	0	0	0	12	514
17:00	0	112	29	2	10	1	0	2	0	0	0	0	0	4	160
17:15	0	112	34	0	12	0	0	1	1	0	0	0	0	3	163
17:30	0	111	33	0	13	1	0	2	0	0	0	0	0	4	164
17:45	0	84	25	1	12	1	1	1	0	0	0	0	0	0	125
	0	419	121	3	47	3	1	6	1	0	0	0	0	11	612
18:00	0	113	25	1	7	0	0	1	1	0	0	0	1	3	152
18:15	0	70	16	0	15	0	0	0	0	0	0	0	0	3	104
18:30	1	79	21	1	11	0	0	0	1	0	0	0	0	2	116
18:45	0	56	21	1	3	1	0	1	0	0	0	0	0	0	83
	1	318	83	3	36	1	0	2	2	0	0	0	1	8	455
19:00	0	41	16	0	2	0	0	1	1	0	0	0	0	0	61
19:15	0	39	16	1	6	1	0	2	0	0	0	0	0	0	65
19:30	1	40	11	0	4	0	0	0	0	0	0	0	0	0	56
19:45	0	35	11	0	5	0	0	0	0	0	0	0	0	1	52
	1	155	54	1	17	1	0	3	1	0	0	0	0	1	234
20:00	0	44	12	0	7	0	0	0	1	0	0	0	0	0	64
20:15	0	37	7	0	6	0	0	0	0	0	0	0	0	1	51
20:30	0	34	11	0	1	0	0	0	0	0	0	0	0	0	46
20:45	0	20	11	0	0	0	0	0	0	0	0	0	0	0	31
	0	135	41	0	14	0	0	0	1	0	0	0	0	1	192
21:00	0	35	10	0	5	0	0	0	0	0	0	0	0	0	50
21:15	0	18	6	1	3	0	0	0	0	0	0	0	0	0	28
21:30	0	26	10	0	3	0	0	0	0	0	0	0	0	0	39
21:45	0	19	1	0	0	0	0	0	0	0	0	0	0	0	20
	0	98	27	1	11	0	0	0	0	0	0	0	0	0	137
22:00	0	13	8	0	1	0	0	0	1	0	0	0	0	0	23
22:15	0	15	7	0	0	0	0	0	1	0	0	0	0	0	23
22:30	0	17	6	0	1	0	0	0	0	0	0	0	0	0	24
22:45	0	9	1	0	1	0	0	0	0	0	0	0	0	0	11
	0	54	22	0	3	0	0	0	2	0	0	0	0	0	81
23:00	0	15	4	0	0	0	0	0	0	0	0	0	0	0	19
23:15	0	11	5	0	1	0	0	0	0	0	0	0	0	0	17
23:30	0	15	3	0	0	0	0	0	0	0	0	0	0	0	18
23:45	0	12	2	0	0	0	0	0	0	0	0	0	0	0	14
	0	53	14	0	1	0	0	0	0	0	0	0	0	0	68
Total	6	2268	742	26	242	13	2	28	28	0	0	0	1	69	3425
Percent	0.2%	66.2%	21.7%	0.8%	7.1%	0.4%	0.1%	0.8%	0.8%	0.0%	0.0%	0.0%	0.0%	2.0%	

VHB Engineering NC, PC

4000 WestChase Boulevard, Suite 530
Raleigh, NC 27607
p: 919-829-0328 f: 919-829-0329

Site Code: 56
Station ID: 13
NC 56
East of Darden Drive
Date Start: 06-Jan-15

Eastbound

Start Time	Bikes	Cars & Trailer	2 Axle Long	Buses	2 Axle 6 Tire	3 Axle Single	4 Axle Single	<5 Axl Double	5 Axle Double	>6 Axl Double	<6 Axl Multi	6 Axle Multi	>6 Axl Multi	Not Classe	Total
01/07/1															
5	0	10	3	0	1	0	0	0	0	0	0	0	0	0	14
00:15	0	5	2	0	2	0	0	0	0	0	0	0	0	0	9
00:30	0	6	3	0	1	0	0	0	0	0	0	0	0	0	10
00:45	0	5	1	0	0	0	0	0	1	0	0	0	0	0	7
	0	26	9	0	4	0	0	0	1	0	0	0	0	0	40
01:00	0	1	1	0	1	0	0	0	0	0	0	0	0	0	3
01:15	0	3	0	0	0	0	0	0	0	0	0	0	0	0	3
01:30	0	3	0	0	0	0	0	0	0	0	0	0	0	0	3
01:45	0	3	1	0	1	0	0	0	0	0	0	0	0	0	5
	0	10	2	0	2	0	0	0	0	0	0	0	0	0	14
02:00	0	0	0	0	0	0	0	0	0	0	0	0	0	0	0
02:15	0	0	0	0	0	0	0	0	0	0	0	0	0	0	0
02:30	0	5	0	0	0	0	0	0	0	0	0	0	0	0	5
02:45	0	3	1	0	1	0	0	0	0	0	0	0	0	0	5
	0	8	1	0	1	0	0	0	0	0	0	0	0	0	10
03:00	0	3	2	0	0	0	0	0	1	0	0	0	0	0	6
03:15	0	2	1	0	0	0	0	0	1	0	0	0	0	0	4
03:30	0	3	1	0	2	0	0	0	0	0	0	0	0	0	6
03:45	0	2	1	0	1	0	0	0	0	0	0	0	0	0	4
	0	10	5	0	3	0	0	0	2	0	0	0	0	0	20
04:00	0	0	0	0	0	0	0	0	0	0	0	0	0	0	0
04:15	0	0	0	0	0	0	0	0	0	0	0	0	0	0	0
04:30	0	2	2	0	0	0	0	0	1	0	0	0	0	0	5
04:45	0	2	0	0	0	0	0	0	0	0	0	0	0	0	2
	0	4	2	0	0	0	0	0	1	0	0	0	0	0	7
05:00	0	1	0	0	0	1	0	1	0	0	0	0	0	0	3
05:15	0	3	1	0	0	0	0	0	0	0	0	0	0	0	4
05:30	0	5	0	0	0	0	0	0	0	0	0	0	0	0	5
05:45	0	4	3	0	2	1	0	0	0	0	0	0	0	2	12
	0	13	4	0	2	2	0	1	0	0	0	0	0	2	24
06:00	0	13	1	0	2	0	0	0	0	0	0	0	0	1	17
06:15	0	13	1	1	4	0	0	0	1	0	0	0	0	4	24
06:30	0	11	5	1	2	0	0	0	4	0	0	0	0	1	24
06:45	0	14	8	5	3	0	0	0	0	0	0	0	0	2	32
	0	51	15	7	11	0	0	0	5	0	0	0	0	8	97
07:00	0	30	1	2	3	0	0	0	2	0	0	0	0	4	42
07:15	0	30	8	1	3	1	0	0	1	0	0	0	0	4	48
07:30	0	27	6	1	1	0	0	1	2	0	0	0	0	3	41
07:45	0	35	9	1	2	0	0	1	0	0	0	0	0	6	54
	0	122	24	5	9	1	0	2	5	0	0	0	0	17	185
08:00	1	29	8	0	4	0	0	0	1	0	0	0	0	5	48
08:15	0	46	11	1	5	0	0	1	1	0	0	0	0	2	67
08:30	0	28	10	2	4	0	0	0	1	0	0	0	0	0	45
08:45	0	15	4	0	7	0	0	0	0	0	0	0	0	1	27
	1	118	33	3	20	0	0	1	3	0	0	0	0	8	187
09:00	1	28	7	0	5	0	0	0	1	0	0	0	0	0	42
09:15	0	17	13	0	1	0	0	1	1	0	0	0	0	1	34
09:30	0	17	12	0	5	1	0	1	1	0	0	0	0	1	38
09:45	0	27	10	0	6	1	0	0	0	0	0	0	0	0	44
	1	89	42	0	17	2	0	2	3	0	0	0	0	2	158
10:00	0	21	4	1	1	0	0	0	0	0	0	0	0	1	28
10:15	0	14	11	0	4	0	0	1	0	0	0	0	0	1	31
10:30	0	23	7	0	3	1	0	0	2	0	0	0	0	2	38
10:45	0	27	12	0	5	0	0	0	2	0	0	0	0	0	46
	0	85	34	1	13	1	0	1	4	0	0	0	0	4	143
11:00	0	19	7	0	2	1	0	0	2	0	0	0	0	1	32
11:15	0	23	16	1	4	0	0	0	2	0	0	0	0	1	47
11:30	0	19	10	0	1	1	0	0	0	0	0	0	0	3	34
11:45	0	38	13	0	7	1	0	0	3	0	0	0	0	1	63
	0	99	46	1	14	3	0	0	7	0	0	0	0	6	176
Total	2	635	217	17	96	9	0	7	31	0	0	0	0	47	1061
Percent	0.2%	59.8%	20.5%	1.6%	9.0%	0.8%	0.0%	0.7%	2.9%	0.0%	0.0%	0.0%	0.0%	4.4%	

VHB Engineering NC, PC

4000 WestChase Boulevard, Suite 530
Raleigh, NC 27607
p: 919-829-0328 f: 919-829-0329

Site Code: 56
Station ID: 13
NC 56
East of Darden Drive
Date Start: 06-Jan-15

Eastbound

Start Time	Bikes	Cars & Trailer	2 Axle Long	Buses	2 Axle 6 Tire	3 Axle Single	4 Axle Single	<5 Axl Double	5 Axle Double	>6 Axl Double	<6 Axl Multi	6 Axle Multi	>6 Axl Multi	Not Classe	Total
12 PM	0	23	10	1	3	0	0	0	0	0	0	0	0	2	39
12:15	0	25	14	1	2	0	0	1	0	0	0	0	0	0	43
12:30	0	38	11	0	4	1	1	0	0	0	0	0	0	2	57
12:45	0	32	13	1	4	0	0	1	1	0	0	0	0	2	54
	0	118	48	3	13	1	1	2	1	0	0	0	0	6	193
13:00	0	27	11	3	3	1	0	0	0	0	0	0	0	4	49
13:15	0	34	22	0	6	2	0	3	0	0	0	0	0	0	67
13:30	0	33	5	0	3	0	0	1	0	0	0	0	0	1	43
13:45	0	39	15	0	1	1	0	0	1	0	0	0	0	3	60
	0	133	53	3	13	4	0	4	1	0	0	0	0	8	219
14:00	1	55	23	0	9	0	0	1	1	0	0	0	0	0	90
14:15	0	46	20	2	1	0	0	0	0	0	0	0	0	3	72
14:30	1	36	13	0	12	0	0	0	0	0	0	0	0	2	64
14:45	0	46	20	1	9	1	0	2	0	0	0	0	0	1	80
	2	183	76	3	31	1	0	3	1	0	0	0	0	6	306
15:00	0	54	16	2	5	0	1	1	0	1	0	0	0	0	80
15:15	0	39	18	1	4	0	0	1	2	0	0	0	0	7	72
15:30	0	95	38	8	8	0	0	2	1	0	0	0	0	3	155
15:45	0	80	26	4	15	2	0	1	1	0	0	0	0	2	131
	0	268	98	15	32	2	1	5	4	1	0	0	0	12	438
16:00	0	80	28	2	7	0	0	0	0	0	0	0	0	3	120
16:15	0	85	26	0	7	1	0	1	2	0	0	0	0	2	124
16:30	0	74	26	1	11	0	0	2	0	0	0	0	0	2	116
16:45	0	76	37	1	10	0	0	1	1	0	0	0	0	8	134
	0	315	117	4	35	1	0	4	3	0	0	0	0	15	494
17:00	0	97	32	1	11	2	0	1	0	0	0	0	0	4	148
17:15	0	107	33	0	14	1	0	1	0	0	0	0	0	2	158
17:30	0	100	34	1	15	0	0	1	0	0	0	0	0	6	157
17:45	0	100	30	0	10	0	0	0	1	0	0	0	0	3	144
	0	404	129	2	50	3	0	3	1	0	0	0	0	15	607
18:00	1	85	29	0	10	0	0	1	0	0	0	0	0	5	131
18:15	0	70	20	0	9	0	0	1	1	0	0	0	0	4	105
18:30	0	80	26	0	10	0	0	0	0	0	0	0	0	0	116
18:45	1	56	18	0	5	0	0	1	0	0	0	0	0	3	84
	2	291	93	0	34	0	0	3	1	0	0	0	0	12	436
19:00	0	56	17	0	5	0	0	0	0	0	0	0	0	1	79
19:15	0	39	14	1	4	0	0	3	0	0	0	0	0	0	61
19:30	0	57	9	0	7	0	0	0	0	0	0	0	0	0	73
19:45	0	44	11	0	3	0	0	0	0	0	0	0	0	0	58
	0	196	51	1	19	0	0	3	0	0	0	0	0	1	271
20:00	0	43	10	0	4	0	0	0	0	0	0	0	0	1	58
20:15	0	38	7	0	2	0	0	0	0	0	0	0	0	0	47
20:30	0	24	6	0	0	0	0	0	0	0	0	0	0	0	30
20:45	0	33	9	0	0	0	0	0	0	0	0	0	0	0	42
	0	138	32	0	6	0	0	0	0	0	0	0	0	1	177
21:00	0	33	8	0	4	0	0	0	1	0	0	0	0	0	46
21:15	0	28	8	1	2	0	0	0	0	0	0	0	0	1	40
21:30	0	35	8	0	2	0	0	0	0	0	0	0	0	0	45
21:45	0	20	6	0	2	0	0	0	0	0	0	0	0	1	29
	0	116	30	1	10	0	0	0	1	0	0	0	0	2	160
22:00	0	20	6	0	1	0	0	0	0	0	0	0	0	1	28
22:15	0	16	4	0	1	0	0	0	0	0	0	0	0	0	21
22:30	0	17	6	0	0	0	0	0	0	0	0	0	0	0	23
22:45	0	7	3	0	1	0	0	0	1	0	0	0	0	0	12
	0	60	19	0	3	0	0	0	1	0	0	0	0	1	84
23:00	0	22	3	0	0	0	0	0	0	0	0	0	0	0	25
23:15	0	13	0	0	1	0	0	0	0	0	0	0	0	0	14
23:30	0	15	5	0	1	0	0	0	0	0	0	0	0	0	21
23:45	0	11	5	0	3	0	0	0	1	0	0	0	0	0	20
	0	61	13	0	5	0	0	0	1	0	0	0	0	0	80
Total	4	2283	759	32	251	12	2	27	15	1	0	0	0	79	3465
Percent	0.1%	65.9%	21.9%	0.9%	7.2%	0.3%	0.1%	0.8%	0.4%	0.0%	0.0%	0.0%	0.0%	2.3%	
Grand Total	15	5844	1937	99	678	41	4	70	100	3	0	0	1	249	9041
Percent	0.2%	64.6%	21.4%	1.1%	7.5%	0.5%	0.0%	0.8%	1.1%	0.0%	0.0%	0.0%	0.0%	2.8%	

VHB Engineering NC, PC

4000 WestChase Boulevard, Suite 530
Raleigh, NC 27607
p: 919-829-0328 f: 919-829-0329

Site Code: 56
Station ID: 13
NC 56
East of Darden Drive
Date Start: 06-Jan-15

Westbound

Start Time	Bikes	Cars & Trailer	2 Axle Long	Buses	2 Axle 6 Tire	3 Axle Single	4 Axle Single	<5 Axl Double	5 Axle Double	>6 Axl Double	<6 Axl Multi	6 Axle Multi	>6 Axl Multi	Not Classe	Total
01/06/1															
5	0	4	0	0	0	0	0	0	0	0	0	0	0	0	4
00:15	0	3	1	0	0	0	0	0	0	0	0	0	0	0	4
00:30	0	0	0	0	0	0	0	0	0	0	0	0	0	0	0
00:45	0	0	2	0	0	0	0	0	0	0	0	0	0	0	2
	0	7	3	0	0	0	0	0	0	0	0	0	0	0	10
01:00	0	1	2	0	0	0	0	0	0	0	0	0	0	0	3
01:15	0	0	1	0	0	0	0	0	0	0	0	0	0	0	1
01:30	0	1	0	0	0	0	0	0	1	0	0	0	0	0	2
01:45	0	0	2	0	0	0	0	0	0	0	0	0	0	0	2
	0	2	5	0	0	0	0	0	1	0	0	0	0	0	8
02:00	0	1	1	0	0	0	0	0	0	0	0	0	0	0	2
02:15	0	0	1	0	0	0	0	0	0	0	0	0	0	0	1
02:30	0	0	0	0	0	0	0	0	0	0	0	0	0	0	0
02:45	0	1	1	0	0	0	0	0	0	0	0	0	0	0	2
	0	2	3	0	0	0	0	0	0	0	0	0	0	0	5
03:00	0	2	1	0	0	0	0	0	0	0	0	0	0	0	3
03:15	0	2	0	1	0	0	0	0	0	0	0	0	0	0	3
03:30	0	5	2	1	0	0	0	0	1	0	0	0	0	0	9
03:45	0	1	2	0	0	0	0	0	0	0	0	0	0	0	3
	0	10	5	2	0	0	0	0	1	0	0	0	0	0	18
04:00	0	4	3	0	0	0	0	0	0	0	0	0	0	0	7
04:15	0	12	6	0	1	0	0	0	0	0	0	0	0	0	19
04:30	0	14	2	0	1	0	0	0	0	0	0	0	0	0	17
04:45	0	17	3	0	0	0	0	0	0	0	0	0	0	0	20
	0	47	14	0	2	0	0	0	0	0	0	0	0	0	63
05:00	0	31	6	0	2	0	0	0	0	0	0	0	0	0	39
05:15	0	36	14	0	0	0	0	0	0	0	0	0	0	0	50
05:30	0	41	27	0	1	0	0	0	0	0	0	0	0	0	69
05:45	0	43	11	1	3	0	0	0	0	0	0	0	0	0	58
	0	151	58	1	6	0	0	0	0	0	0	0	0	0	216
06:00	0	54	23	2	7	0	0	1	1	0	0	0	0	0	88
06:15	0	79	29	0	5	1	0	3	1	0	0	0	0	0	118
06:30	0	99	33	1	8	0	0	0	0	0	0	0	0	3	144
06:45	0	100	31	3	3	1	0	1	0	0	0	0	0	4	143
	0	332	116	6	23	2	0	5	2	0	0	0	0	7	493
07:00	1	106	39	1	4	0	0	1	0	0	0	0	0	4	156
07:15	0	127	32	1	9	1	0	1	3	0	0	0	0	3	177
07:30	0	158	42	0	6	1	0	0	1	0	0	0	0	2	210
07:45	2	151	41	1	10	3	0	1	1	0	0	0	0	4	214
	3	542	154	3	29	5	0	3	5	0	0	0	0	13	757
08:00	0	132	35	5	8	0	0	3	1	2	0	0	0	10	196
08:15	1	107	34	0	0	0	0	3	2	0	0	0	0	6	153
08:30	0	50	15	0	4	0	0	1	0	0	0	0	0	2	72
08:45	0	52	12	1	2	0	0	2	1	0	0	0	0	2	72
	1	341	96	6	14	0	0	9	4	2	0	0	0	20	493
09:00	0	41	15	1	1	1	0	1	3	0	0	0	0	0	63
09:15	0	41	11	1	3	0	0	0	1	0	0	0	0	1	58
09:30	0	38	18	0	4	1	0	1	2	0	0	0	0	0	64
09:45	1	45	12	1	3	0	0	1	1	0	0	0	0	0	64
	1	165	56	3	11	2	0	3	7	0	0	0	0	1	249
10:00	0	25	12	0	3	0	0	0	3	0	0	0	0	0	43
10:15	0	39	13	0	3	0	0	0	2	0	0	0	0	0	57
10:30	0	43	13	0	5	1	0	0	1	0	0	0	0	0	63
10:45	0	34	14	2	4	0	0	0	1	0	0	0	0	1	56
	0	141	52	2	15	1	0	0	7	0	0	0	0	1	219
11:00	0	32	16	0	2	0	0	0	1	1	0	0	0	0	52
11:15	0	31	16	0	2	0	0	1	1	0	0	0	0	0	51
11:30	0	39	16	1	0	0	0	0	1	0	0	0	0	3	60
11:45	0	36	12	0	4	0	0	0	3	1	0	0	0	1	57
	0	138	60	1	8	0	0	1	6	2	0	0	0	4	220
Total	5	1878	622	24	108	10	0	21	33	4	0	0	0	46	2751
Percent	0.2%	68.3%	22.6%	0.9%	3.9%	0.4%	0.0%	0.8%	1.2%	0.1%	0.0%	0.0%	0.0%	1.7%	

VHB Engineering NC, PC

4000 WestChase Boulevard, Suite 530
Raleigh, NC 27607
p: 919-829-0328 f: 919-829-0329

Site Code: 56
Station ID: 13
NC 56
East of Darden Drive
Date Start: 06-Jan-15

Westbound

Start Time	Bikes	Cars & Trailer	2 Axle Long	Buses	2 Axle 6 Tire	3 Axle Single	4 Axle Single	<5 Axl Double	5 Axle Double	>6 Axl Double	<6 Axl Multi	6 Axle Multi	>6 Axl Multi	Not Classe	Total
12 PM	0	31	15	0	3	1	0	1	0	0	0	0	0	2	53
12:15	0	25	15	1	2	0	0	1	3	0	0	0	0	0	47
12:30	0	30	13	0	3	0	0	0	0	0	0	0	0	2	48
12:45	0	35	14	0	2	2	0	1	2	0	0	0	0	0	56
	0	121	57	1	10	3	0	3	5	0	0	0	0	4	204
13:00	0	29	11	0	1	0	0	0	2	0	0	0	0	1	44
13:15	0	25	14	0	3	0	0	1	3	0	0	0	0	0	46
13:30	0	37	14	2	2	2	0	0	1	0	0	0	0	2	60
13:45	0	39	16	0	2	1	0	0	0	0	0	0	0	3	61
	0	130	55	2	8	3	0	1	6	0	0	0	0	6	211
14:00	0	33	9	3	5	1	0	1	1	0	0	0	0	1	54
14:15	0	36	19	0	4	1	0	3	2	0	0	0	0	1	66
14:30	0	34	19	0	2	1	0	1	1	0	0	0	0	1	59
14:45	0	62	19	2	3	1	0	0	2	0	0	0	1	2	92
	0	165	66	5	14	4	0	5	6	0	0	0	1	5	271
15:00	0	31	8	4	2	0	0	0	1	0	0	0	0	1	47
15:15	0	48	22	4	5	0	0	0	2	0	0	0	0	2	83
15:30	0	55	19	0	0	1	0	0	1	0	0	0	0	6	82
15:45	0	38	10	1	3	1	0	0	1	0	0	0	0	0	54
	0	172	59	9	10	2	0	0	5	0	0	0	0	9	266
16:00	0	28	13	1	4	1	0	0	1	0	0	0	0	2	50
16:15	0	35	19	0	2	0	0	1	1	0	0	0	0	2	60
16:30	0	31	15	1	2	1	0	0	0	0	0	0	0	1	51
16:45	1	51	12	2	3	0	0	0	3	0	0	0	0	3	75
	1	145	59	4	11	2	0	1	5	0	0	0	0	8	236
17:00	1	48	17	2	3	1	0	0	0	0	0	0	0	3	75
17:15	0	50	13	1	4	0	0	1	0	0	0	0	0	3	72
17:30	0	56	12	0	1	1	0	1	0	0	0	0	0	1	72
17:45	0	43	19	0	0	0	0	0	1	0	0	0	0	4	67
	1	197	61	3	8	2	0	2	1	0	0	0	0	11	286
18:00	0	33	15	0	3	0	0	0	0	0	0	0	0	3	54
18:15	0	49	13	0	1	0	0	0	0	0	0	0	0	3	66
18:30	0	32	6	0	2	0	0	0	0	0	0	0	0	1	41
18:45	0	24	9	0	0	0	0	0	0	0	0	0	0	0	33
	0	138	43	0	6	0	0	0	0	0	0	0	0	7	194
19:00	0	18	5	0	3	0	0	0	0	0	0	0	0	0	26
19:15	0	18	7	0	1	0	0	0	0	0	0	0	0	5	31
19:30	0	21	6	1	0	0	0	1	0	0	0	0	0	0	29
19:45	0	23	3	0	0	0	0	0	0	0	0	0	0	2	28
	0	80	21	1	4	0	0	1	0	0	0	0	0	7	114
20:00	0	16	2	0	0	0	0	0	0	0	0	0	0	0	18
20:15	0	9	8	0	1	0	0	0	0	0	0	0	0	1	19
20:30	0	17	7	0	0	0	0	1	0	0	0	0	0	0	25
20:45	0	18	3	0	0	0	0	0	0	0	0	0	0	0	21
	0	60	20	0	1	0	0	1	0	0	0	0	0	1	83
21:00	0	11	2	0	1	0	0	0	0	0	0	0	0	0	14
21:15	0	10	2	0	1	0	0	0	0	0	0	0	0	0	13
21:30	0	20	6	0	1	0	0	0	0	0	0	0	0	0	27
21:45	0	10	2	0	0	0	0	0	0	0	0	0	0	0	12
	0	51	12	0	3	0	0	0	0	0	0	0	0	0	66
22:00	0	6	3	0	0	0	0	0	0	0	0	0	0	0	9
22:15	0	9	2	0	0	0	0	0	0	0	0	0	0	0	11
22:30	0	20	3	0	0	0	0	0	0	0	0	0	0	0	23
22:45	0	7	4	0	0	0	0	0	0	0	0	0	0	0	11
	0	42	12	0	0	0	0	0	0	0	0	0	0	0	54
23:00	0	7	1	0	0	0	0	0	0	0	0	0	0	0	8
23:15	0	1	7	0	0	0	0	0	0	0	0	0	0	0	8
23:30	0	6	0	1	0	0	0	0	0	0	0	0	0	0	7
23:45	0	0	2	0	0	0	0	0	0	0	0	0	0	0	2
	0	14	10	1	0	0	0	0	0	0	0	0	0	0	25
Total	2	1315	475	26	75	16	0	14	28	0	0	0	1	58	2010
Percent	0.1%	65.4%	23.6%	1.3%	3.7%	0.8%	0.0%	0.7%	1.4%	0.0%	0.0%	0.0%	0.0%	2.9%	

VHB Engineering NC, PC

4000 WestChase Boulevard, Suite 530
Raleigh, NC 27607
p: 919-829-0328 f: 919-829-0329

Site Code: 56
Station ID: 13
NC 56
East of Darden Drive
Date Start: 06-Jan-15

Westbound

Start Time	Bikes	Cars & Trailer	2 Axle Long	Buses	2 Axle 6 Tire	3 Axle Single	4 Axle Single	<5 Axl Double	5 Axle Double	>6 Axl Double	<6 Axl Multi	6 Axle Multi	>6 Axl Multi	Not Classe	Total
01/07/1															
5	0	1	0	0	0	0	0	0	1	0	0	0	0	0	2
00:15	0	0	0	0	0	0	0	0	0	0	0	0	0	0	0
00:30	0	2	1	0	0	0	0	0	1	0	0	0	0	0	4
00:45	0	3	2	0	1	0	0	0	0	0	0	0	0	0	6
	0	6	3	0	1	0	0	0	2	0	0	0	0	0	12
01:00	0	1	0	0	0	0	0	0	0	0	0	0	0	0	1
01:15	0	2	0	0	0	0	0	0	0	0	0	0	0	0	2
01:30	0	0	3	0	0	0	0	0	0	0	0	0	0	0	3
01:45	0	2	0	0	0	0	0	0	1	0	0	0	0	0	3
	0	5	3	0	0	0	0	0	1	0	0	0	0	0	9
02:00	0	1	0	0	0	0	0	0	1	0	0	0	0	0	2
02:15	0	1	1	0	0	0	0	0	0	0	0	0	0	0	2
02:30	0	0	0	0	0	0	0	0	0	0	0	0	0	0	0
02:45	0	0	1	1	0	0	0	0	0	0	0	0	0	0	2
	0	2	2	1	0	0	0	0	1	0	0	0	0	0	6
03:00	0	3	0	1	0	0	0	0	0	0	0	0	0	0	4
03:15	0	3	1	0	0	0	0	0	0	0	0	0	0	0	4
03:30	0	4	0	0	0	0	0	0	0	0	0	0	0	0	4
03:45	0	2	2	0	0	0	0	0	0	0	0	0	0	0	4
	0	12	3	1	0	0	0	0	0	0	0	0	0	0	16
04:00	0	3	4	0	0	0	0	0	0	0	0	0	0	0	7
04:15	0	5	4	0	1	0	0	0	0	0	0	0	0	0	10
04:30	0	13	7	0	0	0	0	0	0	0	0	0	0	0	20
04:45	0	14	4	0	0	0	0	0	0	0	0	0	0	0	18
	0	35	19	0	1	0	0	0	0	0	0	0	0	0	55
05:00	0	19	8	0	2	0	0	0	0	0	0	0	0	1	30
05:15	0	31	12	0	0	0	0	0	0	0	0	0	0	0	43
05:30	0	48	23	1	2	0	0	0	0	0	0	0	0	0	74
05:45	0	34	17	1	2	0	0	2	1	0	0	0	0	0	57
	0	132	60	2	6	0	0	2	1	0	0	0	0	1	204
06:00	0	66	26	2	5	0	0	0	1	0	0	0	0	0	100
06:15	0	87	25	0	8	1	0	0	0	0	0	0	0	2	123
06:30	1	87	27	1	6	0	0	0	1	0	0	0	0	0	123
06:45	0	113	37	2	8	1	0	1	2	0	0	0	0	2	166
	1	353	115	5	27	2	0	1	4	0	0	0	0	4	512
07:00	0	115	30	0	3	0	0	1	0	0	0	0	0	1	150
07:15	1	121	36	2	11	0	0	1	0	0	0	0	0	1	173
07:30	2	147	43	0	7	1	0	0	0	0	0	0	0	0	200
07:45	0	117	38	1	7	1	0	2	2	1	0	0	0	6	175
	3	500	147	3	28	2	0	4	2	1	0	0	0	8	698
08:00	0	149	44	7	6	1	0	3	3	0	0	0	0	5	218
08:15	0	94	30	0	3	2	0	3	1	0	0	0	0	5	138
08:30	0	61	12	0	2	0	0	2	2	0	0	0	0	1	80
08:45	0	55	21	1	3	2	0	1	2	0	0	0	0	2	87
	0	359	107	8	14	5	0	9	8	0	0	0	0	13	523
09:00	0	44	11	0	8	0	0	1	4	0	0	0	0	1	69
09:15	0	40	15	3	5	0	0	2	1	0	0	0	0	1	67
09:30	0	27	14	2	4	0	0	0	0	0	0	0	0	2	49
09:45	0	36	15	0	2	0	0	0	3	0	0	0	0	3	59
	0	147	55	5	19	0	0	3	8	0	0	0	0	7	244
10:00	0	40	12	0	7	3	0	1	4	0	0	0	0	0	67
10:15	0	23	15	1	5	0	0	0	0	0	0	0	0	1	45
10:30	0	38	19	0	2	1	0	1	1	0	0	0	0	1	63
10:45	0	25	9	0	5	0	0	0	0	0	0	0	0	0	39
	0	126	55	1	19	4	0	2	5	0	0	0	0	2	214
11:00	0	33	11	0	2	0	0	0	1	0	0	0	0	2	49
11:15	0	32	13	1	2	1	0	0	2	0	0	0	0	1	52
11:30	0	32	16	1	0	0	0	0	2	0	0	0	0	0	51
11:45	0	32	10	0	3	0	0	0	1	0	0	0	0	1	47
	0	129	50	2	7	1	0	0	6	0	0	0	0	4	199
Total	4	1806	619	28	122	14	0	21	38	1	0	0	0	39	2692
Percent	0.1%	67.1%	23.0%	1.0%	4.5%	0.5%	0.0%	0.8%	1.4%	0.0%	0.0%	0.0%	0.0%	1.4%	

VHB Engineering NC, PC

4000 WestChase Boulevard, Suite 530
Raleigh, NC 27607
p: 919-829-0328 f: 919-829-0329

Site Code: 56
Station ID: 13
NC 56
East of Darden Drive
Date Start: 06-Jan-15

Westbound

Start Time	Bikes	Cars & Trailer	2 Axle Long	Buses	2 Axle 6 Tire	3 Axle Single	4 Axle Single	<5 Axl Double	5 Axle Double	>6 Axl Double	<6 Axl Multi	6 Axle Multi	>6 Axl Multi	Not Classe	Total
12 PM	0	41	9	0	6	0	0	0	2	0	0	0	0	4	62
12:15	0	28	15	0	3	0	0	0	1	0	0	0	0	1	48
12:30	1	36	12	0	0	0	0	0	0	0	0	0	0	1	50
12:45	0	25	7	3	1	0	0	1	2	0	0	0	0	0	39
	1	130	43	3	10	0	0	1	5	0	0	0	0	6	199
13:00	1	34	9	0	2	0	0	3	3	0	0	0	0	1	53
13:15	1	32	12	0	0	1	0	1	1	0	0	0	0	2	50
13:30	0	34	9	0	1	0	0	0	4	0	0	0	0	0	48
13:45	0	34	10	2	1	0	0	0	1	0	0	0	0	2	50
	2	134	40	2	4	1	0	4	9	0	0	0	0	5	201
14:00	1	41	13	0	2	1	0	1	1	0	0	0	0	3	63
14:15	1	38	17	1	4	1	0	0	0	0	0	0	0	1	63
14:30	0	48	18	1	3	0	0	0	1	0	0	0	0	4	75
14:45	1	52	14	2	3	0	0	0	0	0	0	0	0	1	73
	3	179	62	4	12	2	0	1	2	0	0	0	0	9	274
15:00	0	28	10	2	1	0	0	0	1	0	0	0	0	2	44
15:15	1	65	27	2	6	1	0	1	0	0	0	0	0	6	109
15:30	0	69	17	0	4	0	0	1	1	0	0	0	0	3	95
15:45	1	41	14	0	5	0	0	0	0	0	0	0	0	5	66
	2	203	68	4	16	1	0	2	2	0	0	0	0	16	314
16:00	0	39	14	3	2	1	0	2	1	0	0	0	0	4	66
16:15	0	32	12	2	1	0	0	0	2	0	0	0	0	1	50
16:30	0	47	12	1	2	1	0	0	1	0	0	0	0	5	69
16:45	0	41	14	4	1	0	0	1	1	0	0	0	0	8	70
	0	159	52	10	6	2	0	3	5	0	0	0	0	18	255
17:00	1	57	13	2	3	0	0	0	0	0	0	0	0	4	80
17:15	0	39	10	1	2	0	0	1	1	0	0	0	0	2	56
17:30	0	48	21	1	3	0	0	0	1	0	0	0	0	7	81
17:45	0	40	12	0	3	1	0	0	0	0	0	0	0	2	58
	1	184	56	4	11	1	0	1	2	0	0	0	0	15	275
18:00	1	33	12	0	2	1	0	0	0	0	0	0	0	5	54
18:15	0	47	13	0	3	0	0	0	0	0	0	0	0	4	67
18:30	0	24	9	0	0	0	0	0	0	0	0	0	0	1	34
18:45	0	30	5	0	3	1	0	0	0	0	0	0	0	1	40
	1	134	39	0	8	2	0	0	0	0	0	0	0	11	195
19:00	0	18	3	0	0	1	0	0	0	0	0	0	0	1	23
19:15	0	23	6	0	1	0	0	1	0	0	0	0	0	0	31
19:30	0	22	5	0	0	0	0	0	1	0	0	0	0	0	28
19:45	0	20	4	0	0	0	0	0	0	0	0	0	0	0	24
	0	83	18	0	1	1	0	1	1	0	0	0	0	1	106
20:00	0	32	5	0	1	0	0	0	0	0	0	0	0	1	39
20:15	0	12	6	0	2	0	0	0	0	0	0	0	0	0	20
20:30	0	14	5	0	1	0	0	0	0	0	0	0	0	0	20
20:45	0	15	4	0	0	0	0	0	0	0	0	0	0	0	19
	0	73	20	0	4	0	0	0	0	0	0	0	0	1	98
21:00	0	14	7	0	0	0	0	0	0	0	0	0	0	0	21
21:15	0	20	4	0	0	0	0	0	0	0	0	0	0	0	24
21:30	0	10	4	0	1	0	0	0	0	0	0	0	0	0	15
21:45	0	11	3	0	0	0	0	0	0	0	0	0	0	1	15
	0	55	18	0	1	0	0	0	0	0	0	0	0	1	75
22:00	0	10	6	0	0	0	0	0	0	0	0	0	0	1	17
22:15	0	14	3	0	0	0	0	0	0	0	0	0	0	0	17
22:30	0	14	5	0	0	0	0	0	0	0	0	0	0	0	19
22:45	0	6	0	0	0	0	0	0	0	0	0	0	0	0	6
	0	44	14	0	0	0	0	0	0	0	0	0	0	1	59
23:00	0	3	1	0	0	0	0	0	0	0	0	0	0	0	4
23:15	0	3	0	0	0	0	0	0	0	0	0	0	0	0	3
23:30	0	1	0	0	1	0	0	0	0	0	0	0	0	0	2
23:45	0	2	1	0	0	0	0	0	0	0	0	0	0	0	3
	0	9	2	0	1	0	0	0	0	0	0	0	0	0	12
Total	10	1387	432	27	74	10	0	13	26	0	0	0	0	84	2063
Percent	0.5%	67.2%	20.9%	1.3%	3.6%	0.5%	0.0%	0.6%	1.3%	0.0%	0.0%	0.0%	0.0%	4.1%	
Grand Total	21	6386	2148	105	379	50	0	69	125	5	0	0	1	227	9516
Percent	0.2%	67.1%	22.6%	1.1%	4.0%	0.5%	0.0%	0.7%	1.3%	0.1%	0.0%	0.0%	0.0%	2.4%	

VHB Engineering NC, PC

4000 WestChase Boulevard, Suite 530
Raleigh, NC 27607
p: 919-829-0328 f: 919-829-0329

Site Code: 56
Station ID: 13
NC 56
East of Darden Drive
Date Start: 06-Jan-15

Eastbound, Westbound

Start Time	Bikes	Cars & Trailer	2 Axle Long	Buses	2 Axle 6 Tire	3 Axle Single	4 Axle Single	<5 Axl Double	5 Axle Double	>6 Axl Double	<6 Axl Multi	6 Axle Multi	>6 Axl Multi	Not Classe	Total
01/06/1															
5	0	10	1	0	0	0	0	0	0	0	0	0	0	0	11
00:15	0	11	3	0	1	0	0	0	1	0	0	0	0	0	16
00:30	0	1	1	0	0	0	0	0	0	0	0	0	0	0	2
00:45	0	5	3	0	0	0	0	0	0	0	0	0	0	0	8
	0	27	8	0	1	0	0	0	1	0	0	0	0	0	37
01:00	0	6	3	0	1	0	0	0	0	0	0	0	0	0	10
01:15	0	4	1	0	0	0	0	0	0	0	0	0	0	0	5
01:30	0	6	2	0	0	0	0	0	1	0	0	0	0	0	9
01:45	0	3	3	0	0	0	0	0	0	0	0	0	0	0	6
	0	19	9	0	1	0	0	0	1	0	0	0	0	0	30
02:00	0	2	1	1	1	0	0	0	0	0	0	0	0	0	5
02:15	0	1	1	0	0	0	0	0	0	0	0	0	0	0	2
02:30	0	5	1	0	0	0	0	0	0	0	0	0	0	0	6
02:45	0	3	2	0	0	0	0	0	0	0	0	0	0	0	5
	0	11	5	1	1	0	0	0	0	0	0	0	0	0	18
03:00	0	3	3	0	0	0	0	0	0	0	0	0	0	0	6
03:15	0	4	1	1	0	0	0	0	0	0	0	0	0	0	6
03:30	0	5	3	1	1	0	0	0	1	0	0	0	0	0	11
03:45	0	6	2	0	1	0	0	0	0	0	0	0	0	0	9
	0	18	9	2	2	0	0	0	1	0	0	0	0	0	32
04:00	0	5	3	0	0	0	0	0	0	0	0	0	0	0	8
04:15	0	14	7	0	1	0	0	0	0	0	0	0	0	0	22
04:30	0	16	3	0	1	0	0	0	0	0	0	0	0	0	20
04:45	0	20	4	0	0	0	0	0	0	0	0	0	0	0	24
	0	55	17	0	2	0	0	0	0	0	0	0	0	0	74
05:00	0	32	7	1	2	0	0	0	1	0	0	0	0	0	43
05:15	0	42	15	0	0	0	0	0	1	0	0	0	0	0	58
05:30	0	44	28	0	1	0	0	0	0	0	0	0	0	0	73
05:45	0	49	13	2	3	0	0	0	1	0	0	0	0	0	68
	0	167	63	3	6	0	0	0	3	0	0	0	0	0	242
06:00	0	66	24	2	8	2	0	1	1	0	0	0	0	0	104
06:15	0	90	35	1	12	1	0	3	3	0	0	0	0	1	146
06:30	0	114	39	2	8	0	0	0	3	0	0	0	0	4	170
06:45	0	118	36	5	4	1	0	1	0	0	0	0	0	7	172
	0	388	134	10	32	4	0	5	7	0	0	0	0	12	592
07:00	2	128	46	4	4	0	0	1	1	0	0	0	0	12	198
07:15	0	156	42	1	13	1	0	1	4	0	0	0	0	8	226
07:30	0	182	47	3	7	1	0	1	1	0	0	0	0	4	246
07:45	2	192	44	2	15	3	0	2	1	0	0	0	0	12	273
	4	658	179	10	39	5	0	5	7	0	0	0	0	36	943
08:00	0	176	46	5	11	1	0	3	1	3	0	0	0	16	262
08:15	2	147	47	2	8	1	0	4	2	0	0	0	0	11	224
08:30	1	90	27	1	13	2	0	1	0	0	0	0	0	3	138
08:45	0	71	23	1	6	0	0	2	2	0	0	0	0	4	109
	3	484	143	9	38	4	0	10	5	3	0	0	0	34	733
09:00	0	61	20	1	2	1	0	1	3	0	0	0	0	0	89
09:15	0	56	16	2	7	0	0	1	3	0	0	0	0	3	88
09:30	0	62	24	0	7	2	0	2	2	0	0	0	0	2	101
09:45	1	64	19	2	5	0	0	2	4	0	0	0	0	1	98
	1	243	79	5	21	3	0	6	12	0	0	0	0	6	376
10:00	0	49	18	0	5	0	0	1	6	1	0	0	0	2	82
10:15	0	57	29	0	3	0	0	0	2	0	0	0	0	0	91
10:30	0	67	20	0	10	1	0	0	2	0	0	0	0	0	100
10:45	0	59	24	3	8	0	0	0	3	0	0	0	0	3	100
	0	232	91	3	26	1	0	1	13	1	0	0	0	5	373
11:00	0	55	27	1	7	0	0	1	3	1	0	0	0	0	95
11:15	0	57	25	0	8	0	0	1	1	0	0	0	0	0	92
11:30	0	58	23	3	4	0	0	0	1	0	0	0	0	5	94
11:45	0	64	29	1	9	0	0	0	4	1	0	0	0	2	110
	0	234	104	5	28	0	0	2	9	2	0	0	0	7	391
Total	8	2536	841	48	197	17	0	29	59	6	0	0	0	100	3841
Percent	0.2%	66.0%	21.9%	1.2%	5.1%	0.4%	0.0%	0.8%	1.5%	0.2%	0.0%	0.0%	0.0%	2.6%	

VHB Engineering NC, PC

4000 WestChase Boulevard, Suite 530
Raleigh, NC 27607
p: 919-829-0328 f: 919-829-0329

Site Code: 56
Station ID: 13
NC 56
East of Darden Drive
Date Start: 06-Jan-15

Eastbound, Westbound

Start Time	Bikes	Cars & Trailer	2 Axle Long	Buses	2 Axle 6 Tire	3 Axle Single	4 Axle Single	<5 Axl Double	5 Axle Double	>6 Axl Double	<6 Axl Multi	6 Axle Multi	>6 Axl Multi	Not Classe	Total
12 PM	1	67	23	1	9	1	0	1	1	0	0	0	0	4	108
12:15	0	52	24	1	2	0	0	2	5	0	0	0	0	0	86
12:30	0	45	19	0	7	1	0	1	1	0	0	0	0	4	78
12:45	0	73	22	0	7	2	0	2	3	0	0	0	0	0	109
	1	237	88	2	25	4	0	6	10	0	0	0	0	8	381
13:00	0	67	30	2	7	0	0	1	2	0	0	0	0	2	111
13:15	0	60	32	0	7	0	0	2	4	0	0	0	0	0	105
13:30	1	64	29	2	6	4	0	1	1	0	0	0	0	5	113
13:45	0	80	40	1	6	1	0	1	1	0	0	0	0	7	137
	1	271	131	5	26	5	0	5	8	0	0	0	0	14	466
14:00	0	82	23	3	12	1	0	2	1	0	0	0	0	3	127
14:15	0	75	41	1	10	1	0	4	3	0	0	0	0	3	138
14:30	0	80	28	0	5	2	0	2	4	0	0	0	0	4	125
14:45	0	103	41	3	9	1	0	0	3	0	0	0	1	5	166
	0	340	133	7	36	5	0	8	11	0	0	0	1	15	556
15:00	0	82	20	5	7	0	0	1	3	0	0	0	0	3	121
15:15	0	92	51	6	12	1	1	0	5	0	0	0	0	3	171
15:30	1	137	48	4	7	1	0	1	1	0	0	0	0	16	216
15:45	0	116	35	4	11	1	0	2	3	0	0	0	0	1	173
	1	427	154	19	37	3	1	4	12	0	0	0	0	23	681
16:00	0	115	38	3	10	1	0	2	1	0	0	0	0	5	175
16:15	1	117	41	0	5	2	0	1	1	0	0	0	0	5	173
16:30	0	115	44	1	11	2	0	0	1	0	0	0	0	2	176
16:45	1	147	47	2	16	0	0	1	4	0	0	0	0	8	226
	2	494	170	6	42	5	0	4	7	0	0	0	0	20	750
17:00	1	160	46	4	13	2	0	2	0	0	0	0	0	7	235
17:15	0	162	47	1	16	0	0	2	1	0	0	0	0	6	235
17:30	0	167	45	0	14	2	0	3	0	0	0	0	0	5	236
17:45	0	127	44	1	12	1	1	1	1	0	0	0	0	4	192
	1	616	182	6	55	5	1	8	2	0	0	0	0	22	898
18:00	0	146	40	1	10	0	0	1	1	0	0	0	1	6	206
18:15	0	119	29	0	16	0	0	0	0	0	0	0	0	6	170
18:30	1	111	27	1	13	0	0	0	1	0	0	0	0	3	157
18:45	0	80	30	1	3	1	0	1	0	0	0	0	0	0	116
	1	456	126	3	42	1	0	2	2	0	0	0	1	15	649
19:00	0	59	21	0	5	0	0	1	1	0	0	0	0	0	87
19:15	0	57	23	1	7	1	0	2	0	0	0	0	0	5	96
19:30	1	61	17	1	4	0	0	1	0	0	0	0	0	0	85
19:45	0	58	14	0	5	0	0	0	0	0	0	0	0	3	80
	1	235	75	2	21	1	0	4	1	0	0	0	0	8	348
20:00	0	60	14	0	7	0	0	0	1	0	0	0	0	0	82
20:15	0	46	15	0	7	0	0	0	0	0	0	0	0	2	70
20:30	0	51	18	0	1	0	0	1	0	0	0	0	0	0	71
20:45	0	38	14	0	0	0	0	0	0	0	0	0	0	0	52
	0	195	61	0	15	0	0	1	1	0	0	0	0	2	275
21:00	0	46	12	0	6	0	0	0	0	0	0	0	0	0	64
21:15	0	28	8	1	4	0	0	0	0	0	0	0	0	0	41
21:30	0	46	16	0	4	0	0	0	0	0	0	0	0	0	66
21:45	0	29	3	0	0	0	0	0	0	0	0	0	0	0	32
	0	149	39	1	14	0	0	0	0	0	0	0	0	0	203
22:00	0	19	11	0	1	0	0	0	1	0	0	0	0	0	32
22:15	0	24	9	0	0	0	0	0	1	0	0	0	0	0	34
22:30	0	37	9	0	1	0	0	0	0	0	0	0	0	0	47
22:45	0	16	5	0	1	0	0	0	0	0	0	0	0	0	22
	0	96	34	0	3	0	0	0	2	0	0	0	0	0	135
23:00	0	22	5	0	0	0	0	0	0	0	0	0	0	0	27
23:15	0	12	12	0	1	0	0	0	0	0	0	0	0	0	25
23:30	0	21	3	1	0	0	0	0	0	0	0	0	0	0	25
23:45	0	12	4	0	0	0	0	0	0	0	0	0	0	0	16
	0	67	24	1	1	0	0	0	0	0	0	0	0	0	93
Total	8	3583	1217	52	317	29	2	42	56	0	0	0	2	127	5435
Percent	0.1%	65.9%	22.4%	1.0%	5.8%	0.5%	0.0%	0.8%	1.0%	0.0%	0.0%	0.0%	0.0%	2.3%	

VHB Engineering NC, PC

4000 WestChase Boulevard, Suite 530
Raleigh, NC 27607
p: 919-829-0328 f: 919-829-0329

Site Code: 56
Station ID: 13
NC 56
East of Darden Drive
Date Start: 06-Jan-15

Eastbound, Westbound

Start Time	Bikes	Cars & Trailer	2 Axle Long	Buses	2 Axle 6 Tire	3 Axle Single	4 Axle Single	<5 Axl Double	5 Axle Double	>6 Axl Double	<6 Axl Multi	6 Axle Multi	>6 Axl Multi	Not Classe	Total
01/07/1															
5	0	11	3	0	1	0	0	0	1	0	0	0	0	0	16
00:15	0	5	2	0	2	0	0	0	0	0	0	0	0	0	9
00:30	0	8	4	0	1	0	0	0	1	0	0	0	0	0	14
00:45	0	8	3	0	1	0	0	0	1	0	0	0	0	0	13
	0	32	12	0	5	0	0	0	3	0	0	0	0	0	52
01:00	0	2	1	0	1	0	0	0	0	0	0	0	0	0	4
01:15	0	5	0	0	0	0	0	0	0	0	0	0	0	0	5
01:30	0	3	3	0	0	0	0	0	0	0	0	0	0	0	6
01:45	0	5	1	0	1	0	0	0	1	0	0	0	0	0	8
	0	15	5	0	2	0	0	0	1	0	0	0	0	0	23
02:00	0	1	0	0	0	0	0	0	1	0	0	0	0	0	2
02:15	0	1	1	0	0	0	0	0	0	0	0	0	0	0	2
02:30	0	5	0	0	0	0	0	0	0	0	0	0	0	0	5
02:45	0	3	2	1	1	0	0	0	0	0	0	0	0	0	7
	0	10	3	1	1	0	0	0	1	0	0	0	0	0	16
03:00	0	6	2	1	0	0	0	0	1	0	0	0	0	0	10
03:15	0	5	2	0	0	0	0	0	1	0	0	0	0	0	8
03:30	0	7	1	0	2	0	0	0	0	0	0	0	0	0	10
03:45	0	4	3	0	1	0	0	0	0	0	0	0	0	0	8
	0	22	8	1	3	0	0	0	2	0	0	0	0	0	36
04:00	0	3	4	0	0	0	0	0	0	0	0	0	0	0	7
04:15	0	5	4	0	1	0	0	0	0	0	0	0	0	0	10
04:30	0	15	9	0	0	0	0	0	1	0	0	0	0	0	25
04:45	0	16	4	0	0	0	0	0	0	0	0	0	0	0	20
	0	39	21	0	1	0	0	0	1	0	0	0	0	0	62
05:00	0	20	8	0	2	1	0	1	0	0	0	0	0	1	33
05:15	0	34	13	0	0	0	0	0	0	0	0	0	0	0	47
05:30	0	53	23	1	2	0	0	0	0	0	0	0	0	0	79
05:45	0	38	20	1	4	1	0	2	1	0	0	0	0	2	69
	0	145	64	2	8	2	0	3	1	0	0	0	0	3	228
06:00	0	79	27	2	7	0	0	0	1	0	0	0	0	1	117
06:15	0	100	26	1	12	1	0	0	1	0	0	0	0	6	147
06:30	1	98	32	2	8	0	0	0	5	0	0	0	0	1	147
06:45	0	127	45	7	11	1	0	1	2	0	0	0	0	4	198
	1	404	130	12	38	2	0	1	9	0	0	0	0	12	609
07:00	0	145	31	2	6	0	0	1	2	0	0	0	0	5	192
07:15	1	151	44	3	14	1	0	1	1	0	0	0	0	5	221
07:30	2	174	49	1	8	1	0	1	2	0	0	0	0	3	241
07:45	0	152	47	2	9	1	0	3	2	1	0	0	0	12	229
	3	622	171	8	37	3	0	6	7	1	0	0	0	25	883
08:00	1	178	52	7	10	1	0	3	4	0	0	0	0	10	266
08:15	0	140	41	1	8	2	0	4	2	0	0	0	0	7	205
08:30	0	89	22	2	6	0	0	2	3	0	0	0	0	1	125
08:45	0	70	25	1	10	2	0	1	2	0	0	0	0	3	114
	1	477	140	11	34	5	0	10	11	0	0	0	0	21	710
09:00	1	72	18	0	13	0	0	1	5	0	0	0	0	1	111
09:15	0	57	28	3	6	0	0	3	2	0	0	0	0	2	101
09:30	0	44	26	2	9	1	0	1	1	0	0	0	0	3	87
09:45	0	63	25	0	8	1	0	0	3	0	0	0	0	3	103
	1	236	97	5	36	2	0	5	11	0	0	0	0	9	402
10:00	0	61	16	1	8	3	0	1	4	0	0	0	0	1	95
10:15	0	37	26	1	9	0	0	1	0	0	0	0	0	2	76
10:30	0	61	26	0	5	2	0	1	3	0	0	0	0	3	101
10:45	0	52	21	0	10	0	0	0	2	0	0	0	0	0	85
	0	211	89	2	32	5	0	3	9	0	0	0	0	6	357
11:00	0	52	18	0	4	1	0	0	3	0	0	0	0	3	81
11:15	0	55	29	2	6	1	0	0	4	0	0	0	0	2	99
11:30	0	51	26	1	1	1	0	0	2	0	0	0	0	3	85
11:45	0	70	23	0	10	1	0	0	4	0	0	0	0	2	110
	0	228	96	3	21	4	0	0	13	0	0	0	0	10	375
Total	6	2441	836	45	218	23	0	28	69	1	0	0	0	86	3753
Percent	0.2%	65.0%	22.3%	1.2%	5.8%	0.6%	0.0%	0.7%	1.8%	0.0%	0.0%	0.0%	0.0%	2.3%	

VHB Engineering NC, PC

4000 WestChase Boulevard, Suite 530
Raleigh, NC 27607
p: 919-829-0328 f: 919-829-0329

Site Code: 56
Station ID: 13
NC 56
East of Darden Drive
Date Start: 06-Jan-15

Eastbound, Westbound

Start Time	Bikes	Cars & Trailer	2 Axle Long	Buses	2 Axle 6 Tire	3 Axle Single	4 Axle Single	<5 Axl Double	5 Axle Double	>6 Axl Double	<6 Axl Multi	6 Axle Multi	>6 Axl Multi	Not Classe	Total
12 PM	0	64	19	1	9	0	0	0	2	0	0	0	0	6	101
12:15	0	53	29	1	5	0	0	1	1	0	0	0	0	1	91
12:30	1	74	23	0	4	1	1	0	0	0	0	0	0	3	107
12:45	0	57	20	4	5	0	0	2	3	0	0	0	0	2	93
	1	248	91	6	23	1	1	3	6	0	0	0	0	12	392
13:00	1	61	20	3	5	1	0	3	3	0	0	0	0	5	102
13:15	1	66	34	0	6	3	0	4	1	0	0	0	0	2	117
13:30	0	67	14	0	4	0	0	1	4	0	0	0	0	1	91
13:45	0	73	25	2	2	1	0	0	2	0	0	0	0	5	110
	2	267	93	5	17	5	0	8	10	0	0	0	0	13	420
14:00	2	96	36	0	11	1	0	2	2	0	0	0	0	3	153
14:15	1	84	37	3	5	1	0	0	0	0	0	0	0	4	135
14:30	1	84	31	1	15	0	0	0	1	0	0	0	0	6	139
14:45	1	98	34	3	12	1	0	2	0	0	0	0	0	2	153
	5	362	138	7	43	3	0	4	3	0	0	0	0	15	580
15:00	0	82	26	4	6	0	1	1	1	1	0	0	0	2	124
15:15	1	104	45	3	10	1	0	2	2	0	0	0	0	13	181
15:30	0	164	55	8	12	0	0	3	2	0	0	0	0	6	250
15:45	1	121	40	4	20	2	0	1	1	0	0	0	0	7	197
	2	471	166	19	48	3	1	7	6	1	0	0	0	28	752
16:00	0	119	42	5	9	1	0	2	1	0	0	0	0	7	186
16:15	0	117	38	2	8	1	0	1	4	0	0	0	0	3	174
16:30	0	121	38	2	13	1	0	2	1	0	0	0	0	7	185
16:45	0	117	51	5	11	0	0	2	2	0	0	0	0	16	204
	0	474	169	14	41	3	0	7	8	0	0	0	0	33	749
17:00	1	154	45	3	14	2	0	1	0	0	0	0	0	8	228
17:15	0	146	43	1	16	1	0	2	1	0	0	0	0	4	214
17:30	0	148	55	2	18	0	0	1	1	0	0	0	0	13	238
17:45	0	140	42	0	13	1	0	0	1	0	0	0	0	5	202
	1	588	185	6	61	4	0	4	3	0	0	0	0	30	882
18:00	2	118	41	0	12	1	0	1	0	0	0	0	0	10	185
18:15	0	117	33	0	12	0	0	1	1	0	0	0	0	8	172
18:30	0	104	35	0	10	0	0	0	0	0	0	0	0	1	150
18:45	1	86	23	0	8	1	0	1	0	0	0	0	0	4	124
	3	425	132	0	42	2	0	3	1	0	0	0	0	23	631
19:00	0	74	20	0	5	1	0	0	0	0	0	0	0	2	102
19:15	0	62	20	1	5	0	0	4	0	0	0	0	0	0	92
19:30	0	79	14	0	7	0	0	0	1	0	0	0	0	0	101
19:45	0	64	15	0	3	0	0	0	0	0	0	0	0	0	82
	0	279	69	1	20	1	0	4	1	0	0	0	0	2	377
20:00	0	75	15	0	5	0	0	0	0	0	0	0	0	2	97
20:15	0	50	13	0	4	0	0	0	0	0	0	0	0	0	67
20:30	0	38	11	0	1	0	0	0	0	0	0	0	0	0	50
20:45	0	48	13	0	0	0	0	0	0	0	0	0	0	0	61
	0	211	52	0	10	0	0	0	0	0	0	0	0	2	275
21:00	0	47	15	0	4	0	0	0	1	0	0	0	0	0	67
21:15	0	48	12	1	2	0	0	0	0	0	0	0	0	1	64
21:30	0	45	12	0	3	0	0	0	0	0	0	0	0	0	60
21:45	0	31	9	0	2	0	0	0	0	0	0	0	0	2	44
	0	171	48	1	11	0	0	0	1	0	0	0	0	3	235
22:00	0	30	12	0	1	0	0	0	0	0	0	0	0	2	45
22:15	0	30	7	0	1	0	0	0	0	0	0	0	0	0	38
22:30	0	31	11	0	0	0	0	0	0	0	0	0	0	0	42
22:45	0	13	3	0	1	0	0	0	1	0	0	0	0	0	18
	0	104	33	0	3	0	0	0	1	0	0	0	0	2	143
23:00	0	25	4	0	0	0	0	0	0	0	0	0	0	0	29
23:15	0	16	0	0	1	0	0	0	0	0	0	0	0	0	17
23:30	0	16	5	0	2	0	0	0	0	0	0	0	0	0	23
23:45	0	13	6	0	3	0	0	0	1	0	0	0	0	0	23
	0	70	15	0	6	0	0	0	1	0	0	0	0	0	92
Total	14	3670	1191	59	325	22	2	40	41	1	0	0	0	163	5528
Percent	0.3%	66.4%	21.5%	1.1%	5.9%	0.4%	0.0%	0.7%	0.7%	0.0%	0.0%	0.0%	0.0%	2.9%	
Grand Total	36	12230	4085	204	1057	91	4	139	225	8	0	0	2	476	18557
Percent	0.2%	65.9%	22.0%	1.1%	5.7%	0.5%	0.0%	0.7%	1.2%	0.0%	0.0%	0.0%	0.0%	2.6%	

Tube Counts: Speed

VHB Engineering NC, PC

4000 WestChase Boulevard, Suite 530
Raleigh, NC 27607
p: 919-829-0328 f: 919-829-0329

Site Code: 56
Station ID: 14
NC 56
West of RR Tracks
Date Start: 06-Jan-15

Westbound

Start Time	1 15	16 20	21 25	26 30	31 35	36 40	41 45	46 50	51 55	56 60	61 65	66 70	71 75	76 999	Total
01/06/1															
5	0	3	1	1	0	0	0	0	0	0	0	0	0	0	5
00:15	0	2	2	2	0	0	0	0	0	0	0	0	0	0	6
00:30	0	0	1	0	2	0	0	0	0	0	0	0	0	0	3
00:45	0	2	1	0	0	0	0	0	0	0	0	0	0	0	3
	0	7	5	3	2	0	0	0	0	0	0	0	0	0	17
01:00	0	0	1	1	0	0	0	0	0	0	0	0	0	0	2
01:15	1	0	0	1	0	0	0	0	0	0	0	0	0	0	2
01:30	0	0	0	0	0	0	0	0	0	0	0	0	0	0	0
01:45	0	1	0	0	0	0	0	0	0	0	0	0	0	0	1
	1	1	1	2	0	0	0	0	0	0	0	0	0	0	5
02:00	1	0	1	0	0	0	0	0	0	0	0	0	0	0	2
02:15	0	0	2	1	0	1	1	0	0	0	0	0	0	0	5
02:30	1	2	2	1	1	1	0	0	0	0	0	0	0	0	8
02:45	0	1	0	0	0	0	0	0	0	0	0	0	0	0	1
	2	3	5	2	1	2	1	0	0	0	0	0	0	0	16
03:00	0	0	0	0	0	0	0	0	0	0	0	0	0	0	0
03:15	1	0	0	0	1	0	0	0	0	0	0	0	0	0	2
03:30	1	1	1	1	1	0	0	0	0	0	0	0	0	0	5
03:45	1	1	2	3	0	0	0	0	0	0	0	0	0	0	7
	3	2	3	4	2	0	0	0	0	0	0	0	0	0	14
04:00	0	1	1	0	0	0	0	0	0	0	0	0	0	0	2
04:15	1	2	4	2	1	0	0	0	0	0	0	0	0	0	10
04:30	5	5	9	4	4	0	0	0	0	0	0	0	0	0	27
04:45	4	5	4	14	4	2	0	0	0	0	0	0	0	0	33
	10	13	18	20	9	2	0	0	0	0	0	0	0	0	72
05:00	7	12	10	8	2	0	0	0	0	0	0	0	0	0	39
05:15	9	11	18	8	5	1	0	0	0	0	0	0	0	0	52
05:30	19	27	28	15	6	3	0	0	0	0	0	0	0	0	98
05:45	19	38	45	27	8	1	0	0	0	0	0	0	0	0	138
	54	88	101	58	21	5	0	0	0	0	0	0	0	0	327
06:00	17	24	10	15	10	1	0	0	0	0	0	0	0	0	77
06:15	25	48	36	16	9	1	0	0	0	0	0	0	0	0	135
06:30	15	32	32	22	8	3	1	1	0	0	0	0	0	0	114
06:45	21	38	42	30	12	0	0	0	0	0	0	0	0	0	143
	78	142	120	83	39	5	1	1	0	0	0	0	0	0	469
07:00	11	17	35	19	8	1	0	0	0	0	0	0	0	0	91
07:15	28	26	27	13	4	1	0	0	0	0	0	0	0	0	99
07:30	21	23	27	22	5	2	0	0	0	0	0	0	0	0	100
07:45	30	57	49	25	2	1	0	0	0	0	0	0	0	0	164
	90	123	138	79	19	5	0	0	0	0	0	0	0	0	454
08:00	17	21	32	30	9	2	3	0	0	0	0	0	0	0	114
08:15	10	31	22	13	4	1	1	0	0	0	0	0	0	0	82
08:30	9	25	26	16	11	3	1	0	0	0	0	0	0	0	91
08:45	12	13	9	20	5	1	1	0	0	0	0	0	0	0	61
	48	90	89	79	29	7	6	0	0	0	0	0	0	0	348
09:00	7	10	12	8	4	5	0	0	0	0	0	0	0	0	46
09:15	4	9	14	9	2	2	0	0	0	0	0	0	0	0	40
09:30	6	13	16	13	3	0	0	0	0	0	0	0	0	0	51
09:45	10	11	14	13	3	0	0	0	0	0	0	0	0	0	51
	27	43	56	43	12	7	0	0	0	0	0	0	0	0	188
10:00	11	11	14	10	1	3	0	0	0	0	0	0	0	0	50
10:15	5	14	16	9	3	3	0	0	0	0	0	0	0	0	50
10:30	12	12	20	17	7	3	0	0	0	0	0	0	0	0	71
10:45	10	8	13	13	9	1	0	0	0	0	0	0	0	0	54
	38	45	63	49	20	10	0	0	0	0	0	0	0	0	225
11:00	11	13	13	8	3	2	0	0	0	0	0	0	0	0	50
11:15	12	11	19	11	7	1	0	0	0	0	0	0	0	0	61
11:30	12	12	26	10	8	3	0	0	0	0	0	0	0	0	71
11:45	17	23	29	23	4	2	0	0	0	0	0	0	0	0	98
	52	59	87	52	22	8	0	0	0	0	0	0	0	0	280
Total	403	616	686	474	176	51	8	1	0	0	0	0	0	0	2415

VHB Engineering NC, PC

4000 WestChase Boulevard, Suite 530
Raleigh, NC 27607
p: 919-829-0328 f: 919-829-0329

Site Code: 56
Station ID: 14
NC 56
West of RR Tracks
Date Start: 06-Jan-15

Westbound

Start Time	1 15	16 20	21 25	26 30	31 35	36 40	41 45	46 50	51 55	56 60	61 65	66 70	71 75	76 999	Total
12 PM	20	17	24	11	6	2	0	0	0	0	0	0	0	0	80
12:15	32	23	31	17	5	1	0	0	0	0	0	0	0	0	109
12:30	12	13	36	34	6	7	2	0	0	0	0	0	0	0	110
12:45	7	21	37	10	9	2	0	0	0	0	0	0	0	0	86
	71	74	128	72	26	12	2	0	0	0	0	0	0	0	385
13:00	6	26	27	8	3	0	0	0	0	0	0	0	0	0	70
13:15	13	8	23	14	3	2	1	0	0	0	0	0	0	0	64
13:30	8	12	22	16	8	0	1	0	0	0	0	0	0	0	67
13:45	14	17	19	16	7	0	0	0	0	0	0	0	0	0	73
	41	63	91	54	21	2	2	0	0	0	0	0	0	0	274
14:00	6	19	29	16	9	0	0	0	0	0	0	0	0	0	79
14:15	39	29	37	17	3	2	0	0	0	0	0	0	0	0	127
14:30	19	23	16	8	5	0	0	0	0	0	0	0	0	0	71
14:45	18	13	11	15	6	2	0	0	0	0	0	0	0	0	65
	82	84	93	56	23	4	0	0	0	0	0	0	0	0	342
15:00	30	13	16	5	3	0	0	0	0	0	0	0	0	0	67
15:15	11	14	25	14	1	0	0	0	0	0	0	0	0	0	65
15:30	19	15	21	7	7	2	0	0	0	0	0	0	0	0	71
15:45	16	22	28	6	7	2	1	0	0	0	0	0	0	0	82
	76	64	90	32	18	4	1	0	0	0	0	0	0	0	285
16:00	19	9	14	13	8	0	0	1	0	0	0	0	0	0	64
16:15	24	10	25	15	6	5	1	0	0	0	0	0	0	0	86
16:30	29	8	21	7	1	1	0	0	0	0	0	0	0	0	67
16:45	25	27	22	15	5	1	0	0	0	0	0	0	0	0	95
	97	54	82	50	20	7	1	1	0	0	0	0	0	0	312
17:00	17	26	20	15	3	1	1	0	0	0	0	0	0	0	83
17:15	23	22	27	18	6	3	0	0	0	0	0	0	0	0	99
17:30	22	19	18	12	10	2	1	1	0	0	0	0	0	0	85
17:45	15	15	20	18	7	1	1	0	0	0	0	0	0	0	77
	77	82	85	63	26	7	3	1	0	0	0	0	0	0	344
18:00	8	13	26	7	6	2	0	0	0	0	0	0	0	0	62
18:15	13	20	25	11	4	2	0	0	0	0	0	0	0	0	75
18:30	16	22	23	14	2	1	0	0	0	0	0	0	0	0	78
18:45	11	11	19	11	3	3	2	0	0	0	0	0	0	0	60
	48	66	93	43	15	8	2	0	0	0	0	0	0	0	275
19:00	9	11	12	10	2	0	2	0	0	0	0	0	0	0	46
19:15	12	6	15	9	2	0	1	0	0	0	0	0	0	0	45
19:30	11	16	11	12	3	0	0	0	0	0	0	0	0	0	53
19:45	5	6	15	4	8	0	2	0	0	0	0	0	0	0	40
	37	39	53	35	15	0	5	0	0	0	0	0	0	0	184
20:00	9	11	8	5	5	0	0	0	0	0	0	0	0	0	38
20:15	10	13	8	7	2	0	0	0	0	0	0	0	0	0	40
20:30	11	10	11	9	3	2	0	0	0	0	0	0	0	0	46
20:45	5	4	9	2	2	2	0	0	0	0	0	0	0	0	24
	35	38	36	23	12	4	0	0	0	0	0	0	0	0	148
21:00	3	6	6	2	1	0	0	0	0	0	0	0	0	0	18
21:15	4	7	10	6	3	0	0	0	0	0	0	0	0	0	30
21:30	3	8	11	2	1	1	0	0	0	0	0	0	0	0	26
21:45	5	4	8	5	3	1	0	0	0	0	0	0	0	0	26
	15	25	35	15	8	2	0	0	0	0	0	0	0	0	100
22:00	6	3	6	4	3	0	0	0	0	0	0	0	0	0	22
22:15	13	15	9	5	2	0	0	0	0	0	0	0	0	0	44
22:30	5	11	26	10	1	3	0	0	0	0	0	0	0	0	56
22:45	5	4	7	9	9	2	1	0	0	0	0	0	0	0	37
	29	33	48	28	15	5	1	0	0	0	0	0	0	0	159
23:00	5	1	4	4	1	0	0	0	0	0	0	0	0	0	15
23:15	4	4	3	2	2	0	0	0	0	0	0	0	0	0	15
23:30	0	6	4	4	1	0	0	0	0	0	0	0	0	0	15
23:45	3	2	7	1	0	0	0	0	0	0	0	0	0	0	13
	12	13	18	11	4	0	0	0	0	0	0	0	0	0	58
Total	620	635	852	482	203	55	17	2	0	0	0	0	0	0	2866

VHB Engineering NC, PC

4000 WestChase Boulevard, Suite 530
Raleigh, NC 27607
p: 919-829-0328 f: 919-829-0329

Site Code: 56
Station ID: 14
NC 56
West of RR Tracks
Date Start: 06-Jan-15

Westbound

Start Time	1 15	16 20	21 25	26 30	31 35	36 40	41 45	46 50	51 55	56 60	61 65	66 70	71 75	76 999	Total
01/07/1															
5	1	1	0	1	3	0	0	0	0	0	0	0	0	0	6
00:15	1	2	3	0	1	1	0	0	0	0	0	0	0	0	8
00:30	0	1	3	0	0	0	0	0	0	0	0	0	0	0	4
00:45	2	1	0	1	0	0	0	0	0	0	0	0	0	0	4
	4	5	6	2	4	1	0	0	0	0	0	0	0	0	22
01:00	1	1	1	1	1	0	0	0	0	0	0	0	0	0	5
01:15	0	2	1	1	0	0	0	0	0	0	0	0	0	0	4
01:30	0	0	0	1	1	0	0	0	0	0	0	0	0	0	2
01:45	0	1	0	0	1	0	0	0	0	0	0	0	0	0	2
	1	4	2	3	3	0	0	0	0	0	0	0	0	0	13
02:00	0	1	0	1	1	1	0	0	0	0	0	0	0	0	4
02:15	0	0	0	0	1	0	0	0	0	0	0	0	0	0	1
02:30	1	1	1	0	2	0	0	0	0	0	0	0	0	0	5
02:45	0	1	2	0	0	0	1	0	0	0	0	0	0	0	4
	1	3	3	1	4	1	1	0	0	0	0	0	0	0	14
03:00	1	0	0	0	0	0	0	0	0	0	0	0	0	0	1
03:15	1	0	0	0	0	0	0	0	0	0	0	0	0	0	1
03:30	0	1	1	1	1	1	0	0	0	0	0	0	0	0	5
03:45	1	0	3	0	0	0	0	0	0	0	0	0	0	0	4
	3	1	4	1	1	1	0	0	0	0	0	0	0	0	11
04:00	0	1	0	1	1	0	0	0	0	0	0	0	0	0	3
04:15	1	3	7	1	1	0	0	0	0	0	0	0	0	0	13
04:30	0	10	4	4	5	1	0	0	0	0	0	0	0	0	24
04:45	4	14	18	8	3	1	1	0	0	0	0	0	0	0	49
	5	28	29	14	10	2	1	0	0	0	0	0	0	0	89
05:00	3	10	6	1	4	2	0	0	0	0	0	0	0	0	26
05:15	7	14	25	17	3	0	0	0	0	0	0	0	0	0	66
05:30	17	19	20	12	4	2	1	0	0	0	0	0	0	0	75
05:45	36	68	37	10	8	0	0	1	0	0	0	0	0	0	160
	63	111	88	40	19	4	1	1	0	0	0	0	0	0	327
06:00	16	16	19	9	10	2	0	0	0	0	0	0	0	0	72
06:15	29	49	49	22	4	3	0	0	0	0	0	0	0	0	156
06:30	10	43	50	25	8	1	0	1	0	0	0	0	0	0	138
06:45	32	38	43	16	10	1	0	0	0	0	0	0	0	0	140
	87	146	161	72	32	7	0	1	0	0	0	0	0	0	506
07:00	10	22	47	24	5	3	0	0	0	0	0	0	0	0	111
07:15	14	11	26	26	10	2	1	0	0	0	0	0	0	0	90
07:30	14	44	27	21	5	3	0	0	0	0	0	0	0	0	114
07:45	35	60	26	32	9	1	0	0	1	0	0	0	0	0	164
	73	137	126	103	29	9	1	0	1	0	0	0	0	0	479
08:00	17	19	25	37	8	7	1	0	0	0	0	0	0	0	114
08:15	18	21	16	25	9	3	0	0	0	0	0	0	0	0	92
08:30	8	16	20	10	11	0	0	0	0	0	0	0	0	0	65
08:45	4	8	11	8	5	1	0	0	0	0	0	0	0	0	37
	47	64	72	80	33	11	1	0	0	0	0	0	0	0	308
09:00	2	9	14	9	4	0	0	0	1	0	0	0	0	0	39
09:15	14	8	12	6	4	2	0	0	0	0	0	0	0	0	46
09:30	17	18	9	5	3	0	1	0	0	0	0	0	0	0	53
09:45	14	7	16	13	3	0	1	0	0	0	0	0	0	0	54
	47	42	51	33	14	2	2	0	1	0	0	0	0	0	192
10:00	12	10	10	8	7	2	0	0	0	0	0	0	0	0	49
10:15	17	11	17	8	2	4	1	0	0	0	0	0	0	0	60
10:30	12	12	12	8	3	2	0	0	0	0	0	0	0	0	49
10:45	6	13	22	10	10	3	1	0	0	0	0	0	0	0	65
	47	46	61	34	22	11	2	0	0	0	0	0	0	0	223
11:00	6	18	10	13	8	1	0	0	0	0	0	0	0	0	56
11:15	11	17	11	15	6	1	0	0	0	0	0	0	0	0	61
11:30	21	36	34	18	2	0	0	0	0	0	0	0	0	0	111
11:45	30	24	24	12	3	1	0	0	0	0	0	0	0	0	94
	68	95	79	58	19	3	0	0	0	0	0	0	0	0	322
Total	446	682	682	441	190	52	9	2	2	0	0	0	0	0	2506

VHB Engineering NC, PC

4000 WestChase Boulevard, Suite 530
Raleigh, NC 27607
p: 919-829-0328 f: 919-829-0329

Site Code: 56
Station ID: 14
NC 56
West of RR Tracks
Date Start: 06-Jan-15

Westbound

Start Time	1 15	16 20	21 25	26 30	31 35	36 40	41 45	46 50	51 55	56 60	61 65	66 70	71 75	76 999	Total
12 PM	19	23	32	14	6	0	0	0	0	0	0	0	0	0	94
12:15	17	24	35	21	3	0	0	0	0	0	0	0	0	0	100
12:30	18	20	25	15	7	3	0	0	0	0	0	0	0	0	88
12:45	23	30	26	17	4	0	0	0	0	0	0	0	0	0	100
	77	97	118	67	20	3	0	0	0	0	0	0	0	0	382
13:00	11	20	29	15	2	0	0	0	0	0	0	0	0	0	77
13:15	24	27	24	7	5	2	0	0	0	0	0	0	0	0	89
13:30	26	9	18	18	4	3	0	0	0	0	0	0	0	0	78
13:45	21	15	18	11	5	1	0	0	0	0	0	0	0	0	71
	82	71	89	51	16	6	0	0	0	0	0	0	0	0	315
14:00	19	25	22	17	5	1	0	0	0	0	0	0	0	0	89
14:15	31	38	48	20	7	0	0	0	0	0	0	0	0	0	144
14:30	21	30	24	11	3	1	0	0	0	0	0	0	0	0	90
14:45	23	13	20	10	4	0	1	0	0	0	0	0	0	0	71
	94	106	114	58	19	2	1	0	0	0	0	0	0	0	394
15:00	22	6	6	7	2	2	0	0	0	0	0	0	0	0	45
15:15	11	17	21	12	8	2	0	0	0	0	0	0	0	0	71
15:30	15	11	27	22	11	1	0	0	0	0	0	0	0	0	87
15:45	23	28	17	21	8	0	0	0	0	0	0	0	0	0	97
	71	62	71	62	29	5	0	0	0	0	0	0	0	0	300
16:00	10	11	24	12	4	0	0	0	0	0	0	0	0	0	61
16:15	8	20	18	10	5	2	0	0	0	0	0	0	0	0	63
16:30	35	12	11	11	2	1	0	0	0	0	0	0	0	0	72
16:45	26	26	20	7	2	0	0	0	0	0	0	0	0	0	81
	79	69	73	40	13	3	0	0	0	0	0	0	0	0	277
17:00	37	31	8	5	1	2	0	0	0	0	0	0	0	0	84
17:15	17	24	18	19	3	0	0	0	0	0	0	0	0	0	81
17:30	14	26	28	18	9	2	0	0	0	0	0	0	0	0	97
17:45	13	24	21	9	5	2	0	0	0	0	0	0	0	0	74
	81	105	75	51	18	6	0	0	0	0	0	0	0	0	336
18:00	10	14	22	16	2	0	1	0	0	0	0	0	0	0	65
18:15	19	21	26	8	6	0	0	0	0	0	0	0	0	0	80
18:30	5	16	19	9	7	2	0	0	0	0	0	0	0	0	58
18:45	8	19	10	10	6	1	1	0	0	0	0	0	0	0	55
	42	70	77	43	21	3	2	0	0	0	0	0	0	0	258
19:00	12	11	20	7	3	2	0	0	0	0	0	0	0	0	55
19:15	8	12	9	6	7	0	0	0	0	0	0	0	0	0	42
19:30	5	7	12	15	2	1	0	0	0	0	0	0	0	0	42
19:45	5	10	9	6	2	1	0	0	0	0	0	0	0	0	33
	30	40	50	34	14	4	0	0	0	0	0	0	0	0	172
20:00	3	13	16	11	3	1	0	0	0	0	0	0	0	0	47
20:15	6	5	12	8	2	0	0	0	0	0	0	0	0	0	33
20:30	7	12	8	6	1	1	0	0	0	0	0	0	0	0	35
20:45	6	6	8	7	2	0	0	0	0	0	0	0	0	0	29
	22	36	44	32	8	2	0	0	0	0	0	0	0	0	144
21:00	2	5	7	7	2	0	0	0	0	0	0	0	0	0	23
21:15	4	8	9	2	3	2	1	1	0	0	0	0	0	0	30
21:30	1	4	7	9	1	3	0	0	0	0	0	0	0	0	25
21:45	1	5	15	8	5	0	0	0	0	0	0	0	0	0	34
	8	22	38	26	11	5	1	1	0	0	0	0	0	0	112
22:00	5	11	6	2	1	0	0	0	0	0	0	0	0	0	25
22:15	14	16	13	6	3	0	0	0	0	0	0	0	0	0	52
22:30	5	18	21	19	10	1	1	0	0	0	0	0	0	0	75
22:45	3	2	11	8	6	4	0	0	0	0	0	0	0	0	34
	27	47	51	35	20	5	1	0	0	0	0	0	0	0	186
23:00	4	1	2	4	0	0	1	0	0	0	0	0	0	0	12
23:15	3	6	4	2	1	0	0	0	0	0	0	0	0	0	16
23:30	2	2	6	2	2	0	0	0	0	0	0	0	0	0	14
23:45	1	2	4	2	1	0	0	0	0	0	0	0	0	0	10
	10	11	16	10	4	0	1	0	0	0	0	0	0	0	52
Total	623	736	816	509	193	44	6	1	0	0	0	0	0	0	2928
Grand Total	2092	2669	3036	1906	762	202	40	6	2	0	0	0	0	0	10715

15th Percentile :	8 MPH
50th Percentile :	18 MPH
85th Percentile :	27 MPH
95th Percentile :	32 MPH

Stats

Mean Speed(Average) :	19 MPH
10 MPH Pace Speed :	16-25 MPH
Number in Pace :	4322
Percent in Pace :	40.3%
Number of Vehicles > 35 MPH :	250

Percent of Vehicles > 35 MPH : 2.3%

VHB Engineering NC, PC

4000 WestChase Boulevard, Suite 530
Raleigh, NC 27607
p: 919-829-0328 f: 919-829-0329

Site Code: 56
Station ID: 14
NC 56
West of RR Tracks
Date Start: 06-Jan-15

Eastbound

Start Time	1 15	16 20	21 25	26 30	31 35	36 40	41 45	46 50	51 55	56 60	61 65	66 70	71 75	76 999	Total
01/06/1															
5	0	0	3	6	4	2	0	0	0	0	0	0	0	0	15
00:15	0	0	0	0	4	2	0	0	0	0	0	0	0	0	6
00:30	1	0	1	1	2	0	1	0	0	0	0	0	0	0	6
00:45	2	0	1	0	0	0	0	0	0	0	0	0	1	0	4
	3	0	5	7	10	4	1	0	0	0	0	0	1	0	31
01:00	0	1	1	0	1	0	0	0	0	0	0	0	0	0	3
01:15	0	1	0	2	0	2	0	0	0	0	0	0	0	0	5
01:30	0	0	0	2	0	0	0	0	1	0	0	0	0	0	3
01:45	2	0	1	3	0	0	0	0	0	0	0	0	0	0	6
	2	2	2	7	1	2	0	0	1	0	0	0	0	0	17
02:00	0	1	0	0	0	0	0	0	0	0	0	0	0	0	1
02:15	1	0	2	0	0	0	0	0	0	0	0	0	0	0	3
02:30	0	0	1	3	0	1	0	0	0	0	0	0	0	0	5
02:45	0	2	3	0	1	2	0	0	0	0	0	0	0	0	8
	1	3	6	3	1	3	0	0	0	0	0	0	0	0	17
03:00	0	0	0	0	0	0	1	0	0	0	0	0	0	0	1
03:15	1	0	1	0	1	0	0	0	0	0	0	0	0	0	3
03:30	3	1	2	2	2	0	0	0	0	0	0	0	0	0	10
03:45	1	2	1	2	1	0	0	0	0	0	0	0	0	0	7
	5	3	4	4	4	0	1	0	0	0	0	0	0	0	21
04:00	1	1	1	1	1	0	0	0	0	0	0	0	0	0	5
04:15	4	0	1	1	1	2	0	0	0	0	0	0	0	0	9
04:30	1	0	3	3	0	0	0	0	0	0	0	0	0	0	7
04:45	3	0	2	4	2	1	0	0	0	0	0	0	0	0	12
	9	1	7	9	4	3	0	0	0	0	0	0	0	0	33
05:00	4	0	0	3	0	2	0	0	0	0	0	0	0	0	9
05:15	3	2	3	6	3	3	1	0	0	0	0	0	0	0	21
05:30	2	4	4	5	3	2	0	0	0	0	0	0	0	0	20
05:45	2	0	9	4	5	2	1	0	0	0	0	0	0	0	23
	11	6	16	18	11	9	2	0	0	0	0	0	0	0	73
06:00	5	2	4	11	9	2	0	0	0	0	0	0	0	0	33
06:15	10	6	4	12	6	2	0	0	0	0	0	0	0	0	40
06:30	6	1	10	8	12	2	1	0	0	0	0	0	0	0	40
06:45	13	13	16	11	12	5	0	0	0	0	0	0	0	0	70
	34	22	34	42	39	11	1	0	0	0	0	0	0	0	183
07:00	14	11	8	10	5	4	2	0	0	0	0	0	0	0	54
07:15	14	12	13	10	4	0	0	0	0	0	0	0	0	0	53
07:30	28	17	18	15	6	4	0	0	0	0	0	0	0	0	88
07:45	11	8	8	12	9	4	0	0	0	0	0	0	0	0	52
	67	48	47	47	24	12	2	0	0	0	0	0	0	0	247
08:00	13	8	12	6	1	6	0	0	0	0	0	0	0	0	46
08:15	18	9	26	14	5	0	0	0	0	0	0	0	0	0	72
08:30	4	18	16	4	14	1	0	0	0	0	0	0	0	0	57
08:45	22	13	16	13	6	2	0	0	0	0	0	0	0	0	72
	57	48	70	37	26	9	0	0	0	0	0	0	0	0	247
09:00	6	10	6	11	9	2	0	0	0	0	0	0	0	0	44
09:15	9	9	11	15	8	2	0	0	0	0	0	0	0	0	54
09:30	13	6	12	6	2	2	0	0	0	0	0	0	0	0	41
09:45	8	13	15	11	7	1	0	0	1	0	0	0	0	0	56
	36	38	44	43	26	7	0	0	1	0	0	0	0	0	195
10:00	8	8	11	15	8	0	0	0	0	0	0	0	0	0	50
10:15	9	7	16	15	6	2	0	0	0	0	0	0	0	0	55
10:30	7	6	23	15	6	1	0	0	0	0	0	0	0	0	58
10:45	15	17	25	15	6	2	1	0	0	0	0	0	0	0	81
	39	38	75	60	26	5	1	0	0	0	0	0	0	0	244
11:00	10	10	20	26	11	3	1	0	0	0	0	0	0	0	81
11:15	6	14	25	12	14	1	0	0	0	0	0	0	0	0	72
11:30	22	21	19	28	9	6	1	0	0	0	0	0	0	0	106
11:45	19	30	30	23	9	2	0	0	0	0	0	0	0	0	113
	57	75	94	89	43	12	2	0	0	0	0	0	0	0	372
Total	321	284	404	366	215	77	10	0	2	0	0	0	1	0	1680

VHB Engineering NC, PC

4000 WestChase Boulevard, Suite 530
Raleigh, NC 27607
p: 919-829-0328 f: 919-829-0329

Site Code: 56
Station ID: 14
NC 56
West of RR Tracks
Date Start: 06-Jan-15

Eastbound

Start Time	1 15	16 20	21 25	26 30	31 35	36 40	41 45	46 50	51 55	56 60	61 65	66 70	71 75	76 999	Total
12 PM	26	37	35	25	7	1	0	0	0	0	0	0	0	0	131
12:15	21	18	23	21	7	2	0	0	0	0	0	0	0	0	92
12:30	11	10	16	29	10	2	0	0	0	0	0	0	0	0	78
12:45	14	9	26	22	18	1	1	0	0	0	0	0	0	0	91
	72	74	100	97	42	6	1	0	0	0	0	0	0	0	392
13:00	20	29	47	21	9	5	1	0	0	0	0	0	0	0	132
13:15	22	24	25	27	5	2	1	0	0	0	0	0	0	0	106
13:30	18	15	14	11	10	4	1	0	0	0	0	0	0	0	73
13:45	15	15	22	24	2	2	1	0	0	0	0	0	0	0	81
	75	83	108	83	26	13	4	0	0	0	0	0	0	0	392
14:00	21	16	26	19	11	1	1	0	0	0	0	0	0	0	95
14:15	16	10	18	16	3	3	0	0	0	0	0	0	0	0	66
14:30	16	22	22	19	6	0	0	0	0	0	0	0	0	0	85
14:45	31	23	27	24	6	1	1	0	0	0	0	0	0	0	113
	84	71	93	78	26	5	2	0	0	0	0	0	0	0	359
15:00	110	26	22	9	1	0	0	0	0	0	0	0	0	0	168
15:15	31	23	19	14	6	3	0	0	0	0	0	0	0	0	96
15:30	35	16	29	33	17	2	0	0	0	0	0	0	0	0	132
15:45	15	20	38	22	14	3	0	0	0	0	0	0	0	0	112
	191	85	108	78	38	8	0	0	0	0	0	0	0	0	508
16:00	52	30	53	41	12	2	0	0	0	0	0	0	0	0	190
16:15	21	16	31	26	14	2	0	0	0	0	0	0	0	0	110
16:30	71	40	27	19	6	2	0	0	0	0	0	0	0	0	165
16:45	23	22	21	40	14	3	0	0	0	0	0	0	0	0	123
	167	108	132	126	46	9	0	0	0	0	0	0	0	0	588
17:00	34	47	51	29	13	0	0	0	0	0	0	0	0	0	174
17:15	20	20	34	15	13	4	0	0	0	0	0	0	0	0	106
17:30	13	11	23	19	13	4	0	0	0	0	0	0	0	0	83
17:45	19	10	20	21	7	0	0	0	0	1	0	0	0	0	78
	86	88	128	84	46	8	0	0	0	1	0	0	0	0	441
18:00	16	17	34	21	5	1	0	0	0	0	0	0	0	0	94
18:15	12	22	15	13	9	3	0	0	0	0	0	0	0	0	74
18:30	15	12	12	11	5	3	0	0	0	0	0	0	0	0	58
18:45	9	8	12	19	10	0	0	0	0	0	0	0	0	0	58
	52	59	73	64	29	7	0	0	0	0	0	0	0	0	284
19:00	9	17	27	21	9	4	0	0	0	0	0	0	0	0	87
19:15	4	10	8	10	10	0	0	0	0	0	0	0	0	0	42
19:30	1	4	10	11	5	0	0	0	0	0	0	0	0	0	31
19:45	1	5	15	10	8	1	0	0	0	0	0	0	0	0	40
	15	36	60	52	32	5	0	0	0	0	0	0	0	0	200
20:00	10	11	16	13	8	1	0	0	0	0	0	0	0	0	59
20:15	8	10	9	16	5	1	0	0	0	0	0	0	0	0	49
20:30	0	4	5	3	4	0	1	0	0	0	0	0	0	0	17
20:45	6	3	13	7	2	2	0	0	0	0	0	0	0	0	33
	24	28	43	39	19	4	1	0	0	0	0	0	0	0	158
21:00	7	3	9	4	3	0	0	0	0	0	0	0	0	0	26
21:15	3	2	2	3	1	1	0	0	0	0	0	0	0	0	12
21:30	6	5	7	7	6	1	1	0	0	0	0	0	0	0	33
21:45	3	5	0	3	3	0	0	0	0	0	0	0	0	0	14
	19	15	18	17	13	2	1	0	0	0	0	0	0	0	85
22:00	4	2	4	2	3	3	0	0	0	0	0	0	0	0	18
22:15	1	1	5	4	4	1	1	0	0	0	0	0	0	0	17
22:30	2	1	2	6	5	2	0	0	0	0	0	0	0	0	18
22:45	11	4	8	8	5	1	0	0	0	0	0	0	0	0	37
	18	8	19	20	17	7	1	0	0	0	0	0	0	0	90
23:00	23	19	32	24	4	1	1	0	0	0	0	0	0	0	104
23:15	4	2	0	2	0	2	1	0	0	0	0	0	0	0	11
23:30	1	4	12	10	4	3	0	0	0	0	0	0	0	0	34
23:45	2	3	2	3	2	0	0	1	0	0	0	0	0	0	13
	30	28	46	39	10	6	2	1	0	0	0	0	0	0	162
Total	833	683	928	777	344	80	12	1	0	1	0	0	0	0	3659

VHB Engineering NC, PC

4000 WestChase Boulevard, Suite 530
Raleigh, NC 27607
p: 919-829-0328 f: 919-829-0329

Site Code: 56
Station ID: 14
NC 56
West of RR Tracks
Date Start: 06-Jan-15

Eastbound

Start Time	1 15	16 20	21 25	26 30	31 35	36 40	41 45	46 50	51 55	56 60	61 65	66 70	71 75	76 999	Total
01/07/1															
5	0	0	1	5	2	1	0	0	0	0	0	0	0	0	9
00:15	2	0	1	0	0	1	1	0	0	0	0	0	0	0	5
00:30	0	2	0	2	3	0	0	0	0	0	0	0	0	0	7
00:45	4	2	0	0	0	2	0	0	0	0	0	0	0	0	8
	6	4	2	7	5	4	1	0	0	0	0	0	0	0	29
01:00	1	1	2	0	1	1	0	0	0	0	0	0	0	0	6
01:15	1	0	1	0	0	1	0	0	0	0	0	0	0	0	3
01:30	0	1	2	3	0	0	0	0	0	0	0	0	0	0	6
01:45	0	0	1	1	0	1	0	0	0	0	0	0	0	0	3
	2	2	6	4	1	3	0	0	0	0	0	0	0	0	18
02:00	0	0	2	0	1	1	0	0	0	0	0	0	0	0	4
02:15	1	0	0	0	1	1	0	0	0	0	0	0	0	0	3
02:30	1	0	2	1	4	2	0	0	0	0	0	0	0	0	10
02:45	1	1	1	0	1	1	0	0	0	0	0	0	0	0	5
	3	1	5	1	7	5	0	0	0	0	0	0	0	0	22
03:00	0	5	1	2	0	0	0	0	0	0	0	0	0	0	8
03:15	1	0	0	1	2	0	0	0	0	0	0	0	0	0	4
03:30	1	1	3	2	0	0	0	0	1	0	0	0	0	0	8
03:45	2	1	0	1	0	0	0	0	0	0	0	0	0	0	4
	4	7	4	6	2	0	0	0	1	0	0	0	0	0	24
04:00	0	0	1	1	0	0	0	0	0	0	0	0	0	0	2
04:15	1	0	0	0	2	2	0	0	0	0	0	0	0	0	5
04:30	0	0	1	8	1	2	1	0	0	0	0	0	0	0	13
04:45	2	0	3	4	1	1	0	0	0	0	0	0	0	0	11
	3	0	5	13	4	5	1	0	0	0	0	0	0	0	31
05:00	2	2	3	4	1	1	0	0	0	0	0	0	0	0	13
05:15	1	1	1	3	6	1	1	0	0	0	0	0	0	0	14
05:30	3	2	9	4	6	3	0	0	0	0	0	0	0	0	27
05:45	6	2	6	3	7	2	0	0	0	0	0	0	0	0	26
	12	7	19	14	20	7	1	0	0	0	0	0	0	0	80
06:00	6	3	6	6	10	3	1	0	0	0	0	0	0	0	35
06:15	4	3	3	11	3	5	1	0	0	0	0	0	0	0	30
06:30	7	5	8	16	8	2	0	0	0	0	0	0	0	0	46
06:45	18	6	12	18	14	1	0	0	0	0	0	0	0	0	69
	35	17	29	51	35	11	2	0	0	0	0	0	0	0	180
07:00	10	15	12	9	5	1	0	0	0	0	0	0	0	0	52
07:15	2	6	10	16	8	4	1	0	0	0	0	0	0	0	47
07:30	14	6	26	16	8	2	0	0	0	0	0	0	0	0	72
07:45	8	11	13	16	7	1	0	0	0	0	0	0	0	0	56
	34	38	61	57	28	8	1	0	0	0	0	0	0	0	227
08:00	16	8	19	9	4	1	1	0	0	0	0	0	0	0	58
08:15	16	9	12	7	6	4	0	0	0	0	0	0	0	0	54
08:30	7	9	11	16	6	0	0	0	0	0	0	0	0	0	49
08:45	7	8	11	9	7	0	1	0	0	0	0	0	0	0	43
	46	34	53	41	23	5	2	0	0	0	0	0	0	0	204
09:00	5	7	19	9	6	4	0	0	0	0	0	0	0	0	50
09:15	12	13	8	8	8	1	1	0	0	0	0	0	0	0	51
09:30	8	12	16	9	3	0	0	0	0	0	0	0	0	0	48
09:45	14	9	10	13	5	1	0	0	0	0	0	0	0	0	52
	39	41	53	39	22	6	1	0	0	0	0	0	0	0	201
10:00	8	5	9	14	6	1	0	0	0	0	0	0	0	0	43
10:15	12	6	14	12	5	7	0	0	0	0	0	0	0	0	56
10:30	10	17	14	14	16	1	1	0	0	0	0	0	0	0	73
10:45	11	7	7	10	15	3	2	0	0	0	0	0	0	0	55
	41	35	44	50	42	12	3	0	0	0	0	0	0	0	227
11:00	6	14	22	16	9	1	2	0	0	0	0	0	0	0	70
11:15	15	19	26	21	10	5	0	0	0	0	0	0	0	0	96
11:30	28	15	33	14	6	1	0	0	0	0	0	0	0	0	97
11:45	32	17	25	19	6	2	0	0	0	0	0	0	0	0	101
	81	65	106	70	31	9	2	0	0	0	0	0	0	0	364
Total	306	251	387	353	220	75	14	0	1	0	0	0	0	0	1607

VHB Engineering NC, PC

4000 WestChase Boulevard, Suite 530
Raleigh, NC 27607
p: 919-829-0328 f: 919-829-0329

Site Code: 56
Station ID: 14
NC 56
West of RR Tracks
Date Start: 06-Jan-15

Eastbound

Start Time	1 15	16 20	21 25	26 30	31 35	36 40	41 45	46 50	51 55	56 60	61 65	66 70	71 75	76 999	Total
12 PM	24	27	33	23	13	0	0	0	0	0	0	0	0	0	120
12:15	23	15	26	22	10	1	0	0	0	0	0	0	0	0	97
12:30	28	21	22	17	7	1	0	0	0	0	0	0	0	0	96
12:45	21	26	38	10	8	3	0	0	0	0	0	0	0	0	106
	96	89	119	72	38	5	0	0	0	0	0	0	0	0	419
13:00	18	23	46	20	10	1	0	0	0	0	0	0	0	0	118
13:15	16	17	28	15	7	6	0	0	0	0	0	0	0	0	89
13:30	19	20	15	16	6	1	0	0	0	0	0	0	0	0	77
13:45	23	26	21	12	8	2	1	0	0	0	0	0	0	0	93
	76	86	110	63	31	10	1	0	0	0	0	0	0	0	377
14:00	21	11	28	24	11	4	0	0	0	0	0	0	0	0	99
14:15	12	12	20	10	8	1	1	0	0	0	0	0	0	0	64
14:30	18	24	25	16	9	4	0	0	0	0	0	0	0	0	96
14:45	35	27	29	19	8	0	1	0	1	0	0	0	0	0	120
	86	74	102	69	36	9	2	0	1	0	0	0	0	0	379
15:00	159	29	14	5	2	0	0	0	0	0	0	0	0	0	209
15:15	14	14	23	26	11	1	0	0	0	0	0	0	0	0	89
15:30	13	21	45	24	21	7	0	0	0	0	0	0	0	0	131
15:45	30	18	37	26	8	0	0	0	0	0	0	0	0	0	119
	216	82	119	81	42	8	0	0	0	0	0	0	0	0	548
16:00	25	75	57	21	6	1	0	0	0	0	0	0	0	0	185
16:15	24	28	39	42	15	3	0	0	0	0	0	0	0	0	151
16:30	55	47	31	25	10	1	0	0	0	0	0	0	0	0	169
16:45	25	27	26	23	6	0	1	0	0	0	0	0	0	0	108
	129	177	153	111	37	5	1	0	0	0	0	0	0	0	613
17:00	39	30	42	29	11	0	0	0	0	0	0	0	0	0	151
17:15	27	28	18	19	10	1	0	0	0	0	0	0	0	0	103
17:30	15	15	40	11	9	3	1	0	0	0	0	0	0	0	94
17:45	10	13	25	17	10	7	0	0	0	0	0	0	0	0	82
	91	86	125	76	40	11	1	0	0	0	0	0	0	0	430
18:00	20	10	16	24	13	2	0	0	0	0	0	0	0	0	85
18:15	6	13	16	14	18	2	0	0	0	0	0	0	0	0	69
18:30	5	10	20	17	7	1	1	0	0	0	0	0	0	0	61
18:45	7	13	17	16	10	4	0	0	0	0	0	0	0	0	67
	38	46	69	71	48	9	1	0	0	0	0	0	0	0	282
19:00	12	12	18	19	9	2	0	0	0	0	0	0	0	0	72
19:15	6	11	9	7	13	2	0	0	0	0	0	0	0	0	48
19:30	2	4	11	9	10	2	1	0	0	0	0	0	0	0	39
19:45	0	12	5	11	7	7	0	0	0	0	0	0	0	0	42
	20	39	43	46	39	13	1	0	0	0	0	0	0	0	201
20:00	4	6	9	5	2	3	1	0	0	0	0	0	0	0	30
20:15	9	3	9	9	8	2	0	0	0	0	0	0	0	0	40
20:30	5	5	5	7	3	1	1	0	0	0	0	0	0	0	27
20:45	2	5	7	7	4	2	0	0	0	0	0	0	0	0	27
	20	19	30	28	17	8	2	0	0	0	0	0	0	0	124
21:00	6	6	2	4	6	2	0	1	0	0	0	0	0	0	27
21:15	2	4	6	11	2	4	0	0	0	0	0	0	0	0	29
21:30	0	2	7	11	8	6	0	0	0	0	0	0	0	0	34
21:45	1	0	4	4	2	3	1	0	0	0	0	0	0	0	15
	9	12	19	30	18	15	1	1	0	0	0	0	0	0	105
22:00	0	2	6	3	5	0	1	0	0	0	0	0	0	0	17
22:15	2	4	4	6	3	1	0	0	0	0	0	0	0	0	20
22:30	3	4	1	5	3	1	0	0	0	0	0	0	0	0	17
22:45	8	2	11	15	6	3	0	0	0	0	0	0	0	0	45
	13	12	22	29	17	5	1	0	0	0	0	0	0	0	99
23:00	18	34	42	11	5	3	0	0	0	0	0	0	0	0	113
23:15	1	1	7	4	4	4	0	1	0	0	0	0	0	0	22
23:30	3	2	8	8	6	4	0	0	0	0	0	0	0	0	31
23:45	0	3	1	4	2	1	1	0	1	0	0	0	0	0	13
	22	40	58	27	17	12	1	1	1	0	0	0	0	0	179
Total	816	762	969	703	380	110	12	2	2	0	0	0	0	0	3756
Grand Total	2276	1980	2688	2199	1159	342	48	3	5	1	0	0	1	0	10702

15th Percentile :	7 MPH
50th Percentile :	19 MPH
85th Percentile :	29 MPH
95th Percentile :	33 MPH

Stats

Mean Speed(Average) :	19 MPH
10 MPH Pace Speed :	19-28 MPH
Number in Pace :	3801
Percent in Pace :	35.5%
Number of Vehicles > 35 MPH :	400

Percent of Vehicles > 35 MPH : 3.7%

VHB Engineering NC, PC

4000 WestChase Boulevard, Suite 530
Raleigh, NC 27607
p: 919-829-0328 f: 919-829-0329

Site Code: 56
Station ID: 14
NC 56
West of RR Tracks
Date Start: 06-Jan-15

Westbound, Eastbound

Start Time	1 15	16 20	21 25	26 30	31 35	36 40	41 45	46 50	51 55	56 60	61 65	66 70	71 75	76 999	Total
01/06/1															
5	0	3	4	7	4	2	0	0	0	0	0	0	0	0	20
00:15	0	2	2	2	4	2	0	0	0	0	0	0	0	0	12
00:30	1	0	2	1	4	0	1	0	0	0	0	0	0	0	9
00:45	2	2	2	0	0	0	0	0	0	0	0	0	1	0	7
	3	7	10	10	12	4	1	0	0	0	0	0	1	0	48
01:00	0	1	2	1	1	0	0	0	0	0	0	0	0	0	5
01:15	1	1	0	3	0	2	0	0	0	0	0	0	0	0	7
01:30	0	0	0	2	0	0	0	0	1	0	0	0	0	0	3
01:45	2	1	1	3	0	0	0	0	0	0	0	0	0	0	7
	3	3	3	9	1	2	0	0	1	0	0	0	0	0	22
02:00	1	1	1	0	0	0	0	0	0	0	0	0	0	0	3
02:15	1	0	4	1	0	1	1	0	0	0	0	0	0	0	8
02:30	1	2	3	4	1	2	0	0	0	0	0	0	0	0	13
02:45	0	3	3	0	1	2	0	0	0	0	0	0	0	0	9
	3	6	11	5	2	5	1	0	0	0	0	0	0	0	33
03:00	0	0	0	0	0	0	1	0	0	0	0	0	0	0	1
03:15	2	0	1	0	2	0	0	0	0	0	0	0	0	0	5
03:30	4	2	3	3	3	0	0	0	0	0	0	0	0	0	15
03:45	2	3	3	5	1	0	0	0	0	0	0	0	0	0	14
	8	5	7	8	6	0	1	0	0	0	0	0	0	0	35
04:00	1	2	2	1	1	0	0	0	0	0	0	0	0	0	7
04:15	5	2	5	3	2	2	0	0	0	0	0	0	0	0	19
04:30	6	5	12	7	4	0	0	0	0	0	0	0	0	0	34
04:45	7	5	6	18	6	3	0	0	0	0	0	0	0	0	45
	19	14	25	29	13	5	0	0	0	0	0	0	0	0	105
05:00	11	12	10	11	2	2	0	0	0	0	0	0	0	0	48
05:15	12	13	21	14	8	4	1	0	0	0	0	0	0	0	73
05:30	21	31	32	20	9	5	0	0	0	0	0	0	0	0	118
05:45	21	38	54	31	13	3	1	0	0	0	0	0	0	0	161
	65	94	117	76	32	14	2	0	0	0	0	0	0	0	400
06:00	22	26	14	26	19	3	0	0	0	0	0	0	0	0	110
06:15	35	54	40	28	15	3	0	0	0	0	0	0	0	0	175
06:30	21	33	42	30	20	5	2	1	0	0	0	0	0	0	154
06:45	34	51	58	41	24	5	0	0	0	0	0	0	0	0	213
	112	164	154	125	78	16	2	1	0	0	0	0	0	0	652
07:00	25	28	43	29	13	5	2	0	0	0	0	0	0	0	145
07:15	42	38	40	23	8	1	0	0	0	0	0	0	0	0	152
07:30	49	40	45	37	11	6	0	0	0	0	0	0	0	0	188
07:45	41	65	57	37	11	5	0	0	0	0	0	0	0	0	216
	157	171	185	126	43	17	2	0	0	0	0	0	0	0	701
08:00	30	29	44	36	10	8	3	0	0	0	0	0	0	0	160
08:15	28	40	48	27	9	1	1	0	0	0	0	0	0	0	154
08:30	13	43	42	20	25	4	1	0	0	0	0	0	0	0	148
08:45	34	26	25	33	11	3	1	0	0	0	0	0	0	0	133
	105	138	159	116	55	16	6	0	0	0	0	0	0	0	595
09:00	13	20	18	19	13	7	0	0	0	0	0	0	0	0	90
09:15	13	18	25	24	10	4	0	0	0	0	0	0	0	0	94
09:30	19	19	28	19	5	2	0	0	0	0	0	0	0	0	92
09:45	18	24	29	24	10	1	0	0	1	0	0	0	0	0	107
	63	81	100	86	38	14	0	0	1	0	0	0	0	0	383
10:00	19	19	25	25	9	3	0	0	0	0	0	0	0	0	100
10:15	14	21	32	24	9	5	0	0	0	0	0	0	0	0	105
10:30	19	18	43	32	13	4	0	0	0	0	0	0	0	0	129
10:45	25	25	38	28	15	3	1	0	0	0	0	0	0	0	135
	77	83	138	109	46	15	1	0	0	0	0	0	0	0	469
11:00	21	23	33	34	14	5	1	0	0	0	0	0	0	0	131
11:15	18	25	44	23	21	2	0	0	0	0	0	0	0	0	133
11:30	34	33	45	38	17	9	1	0	0	0	0	0	0	0	177
11:45	36	53	59	46	13	4	0	0	0	0	0	0	0	0	211
	109	134	181	141	65	20	2	0	0	0	0	0	0	0	652
Total	724	900	1090	840	391	128	18	1	2	0	0	0	1	0	4095

VHB Engineering NC, PC

4000 WestChase Boulevard, Suite 530
Raleigh, NC 27607
p: 919-829-0328 f: 919-829-0329

Site Code: 56
Station ID: 14
NC 56
West of RR Tracks
Date Start: 06-Jan-15

Westbound, Eastbound

Start Time	1 15	16 20	21 25	26 30	31 35	36 40	41 45	46 50	51 55	56 60	61 65	66 70	71 75	76 999	Total
12 PM	46	54	59	36	13	3	0	0	0	0	0	0	0	0	211
12:15	53	41	54	38	12	3	0	0	0	0	0	0	0	0	201
12:30	23	23	52	63	16	9	2	0	0	0	0	0	0	0	188
12:45	21	30	63	32	27	3	1	0	0	0	0	0	0	0	177
	143	148	228	169	68	18	3	0	0	0	0	0	0	0	777
13:00	26	55	74	29	12	5	1	0	0	0	0	0	0	0	202
13:15	35	32	48	41	8	4	2	0	0	0	0	0	0	0	170
13:30	26	27	36	27	18	4	2	0	0	0	0	0	0	0	140
13:45	29	32	41	40	9	2	1	0	0	0	0	0	0	0	154
	116	146	199	137	47	15	6	0	0	0	0	0	0	0	666
14:00	27	35	55	35	20	1	1	0	0	0	0	0	0	0	174
14:15	55	39	55	33	6	5	0	0	0	0	0	0	0	0	193
14:30	35	45	38	27	11	0	0	0	0	0	0	0	0	0	156
14:45	49	36	38	39	12	3	1	0	0	0	0	0	0	0	178
	166	155	186	134	49	9	2	0	0	0	0	0	0	0	701
15:00	140	39	38	14	4	0	0	0	0	0	0	0	0	0	235
15:15	42	37	44	28	7	3	0	0	0	0	0	0	0	0	161
15:30	54	31	50	40	24	4	0	0	0	0	0	0	0	0	203
15:45	31	42	66	28	21	5	1	0	0	0	0	0	0	0	194
	267	149	198	110	56	12	1	0	0	0	0	0	0	0	793
16:00	71	39	67	54	20	2	0	1	0	0	0	0	0	0	254
16:15	45	26	56	41	20	7	1	0	0	0	0	0	0	0	196
16:30	100	48	48	26	7	3	0	0	0	0	0	0	0	0	232
16:45	48	49	43	55	19	4	0	0	0	0	0	0	0	0	218
	264	162	214	176	66	16	1	1	0	0	0	0	0	0	900
17:00	51	73	71	44	16	1	1	0	0	0	0	0	0	0	257
17:15	43	42	61	33	19	7	0	0	0	0	0	0	0	0	205
17:30	35	30	41	31	23	6	1	1	0	0	0	0	0	0	168
17:45	34	25	40	39	14	1	1	0	0	1	0	0	0	0	155
	163	170	213	147	72	15	3	1	0	1	0	0	0	0	785
18:00	24	30	60	28	11	3	0	0	0	0	0	0	0	0	156
18:15	25	42	40	24	13	5	0	0	0	0	0	0	0	0	149
18:30	31	34	35	25	7	4	0	0	0	0	0	0	0	0	136
18:45	20	19	31	30	13	3	2	0	0	0	0	0	0	0	118
	100	125	166	107	44	15	2	0	0	0	0	0	0	0	559
19:00	18	28	39	31	11	4	2	0	0	0	0	0	0	0	133
19:15	16	16	23	19	12	0	1	0	0	0	0	0	0	0	87
19:30	12	20	21	23	8	0	0	0	0	0	0	0	0	0	84
19:45	6	11	30	14	16	1	2	0	0	0	0	0	0	0	80
	52	75	113	87	47	5	5	0	0	0	0	0	0	0	384
20:00	19	22	24	18	13	1	0	0	0	0	0	0	0	0	97
20:15	18	23	17	23	7	1	0	0	0	0	0	0	0	0	89
20:30	11	14	16	12	7	2	1	0	0	0	0	0	0	0	63
20:45	11	7	22	9	4	4	0	0	0	0	0	0	0	0	57
	59	66	79	62	31	8	1	0	0	0	0	0	0	0	306
21:00	10	9	15	6	4	0	0	0	0	0	0	0	0	0	44
21:15	7	9	12	9	4	1	0	0	0	0	0	0	0	0	42
21:30	9	13	18	9	7	2	1	0	0	0	0	0	0	0	59
21:45	8	9	8	8	6	1	0	0	0	0	0	0	0	0	40
	34	40	53	32	21	4	1	0	0	0	0	0	0	0	185
22:00	10	5	10	6	6	3	0	0	0	0	0	0	0	0	40
22:15	14	16	14	9	6	1	1	0	0	0	0	0	0	0	61
22:30	7	12	28	16	6	5	0	0	0	0	0	0	0	0	74
22:45	16	8	15	17	14	3	1	0	0	0	0	0	0	0	74
	47	41	67	48	32	12	2	0	0	0	0	0	0	0	249
23:00	28	20	36	28	5	1	1	0	0	0	0	0	0	0	119
23:15	8	6	3	4	2	2	1	0	0	0	0	0	0	0	26
23:30	1	10	16	14	5	3	0	0	0	0	0	0	0	0	49
23:45	5	5	9	4	2	0	0	1	0	0	0	0	0	0	26
	42	41	64	50	14	6	2	1	0	0	0	0	0	0	220
Total	1453	1318	1780	1259	547	135	29	3	0	1	0	0	0	0	6525

VHB Engineering NC, PC

4000 WestChase Boulevard, Suite 530
Raleigh, NC 27607
p: 919-829-0328 f: 919-829-0329

Site Code: 56
Station ID: 14
NC 56
West of RR Tracks
Date Start: 06-Jan-15

Westbound, Eastbound

Start Time	1 15	16 20	21 25	26 30	31 35	36 40	41 45	46 50	51 55	56 60	61 65	66 70	71 75	76 999	Total
01/07/1															
5	1	1	1	6	5	1	0	0	0	0	0	0	0	0	15
00:15	3	2	4	0	1	2	1	0	0	0	0	0	0	0	13
00:30	0	3	3	2	3	0	0	0	0	0	0	0	0	0	11
00:45	6	3	0	1	0	2	0	0	0	0	0	0	0	0	12
	10	9	8	9	9	5	1	0	0	0	0	0	0	0	51
01:00	2	2	3	1	2	1	0	0	0	0	0	0	0	0	11
01:15	1	2	2	1	0	1	0	0	0	0	0	0	0	0	7
01:30	0	1	2	4	1	0	0	0	0	0	0	0	0	0	8
01:45	0	1	1	1	1	1	0	0	0	0	0	0	0	0	5
	3	6	8	7	4	3	0	0	0	0	0	0	0	0	31
02:00	0	1	2	1	2	2	0	0	0	0	0	0	0	0	8
02:15	1	0	0	0	2	1	0	0	0	0	0	0	0	0	4
02:30	2	1	3	1	6	2	0	0	0	0	0	0	0	0	15
02:45	1	2	3	0	1	1	1	0	0	0	0	0	0	0	9
	4	4	8	2	11	6	1	0	0	0	0	0	0	0	36
03:00	1	5	1	2	0	0	0	0	0	0	0	0	0	0	9
03:15	2	0	0	1	2	0	0	0	0	0	0	0	0	0	5
03:30	1	2	4	3	1	1	0	0	1	0	0	0	0	0	13
03:45	3	1	3	1	0	0	0	0	0	0	0	0	0	0	8
	7	8	8	7	3	1	0	0	1	0	0	0	0	0	35
04:00	0	1	1	2	1	0	0	0	0	0	0	0	0	0	5
04:15	2	3	7	1	3	2	0	0	0	0	0	0	0	0	18
04:30	0	10	5	12	6	3	1	0	0	0	0	0	0	0	37
04:45	6	14	21	12	4	2	1	0	0	0	0	0	0	0	60
	8	28	34	27	14	7	2	0	0	0	0	0	0	0	120
05:00	5	12	9	5	5	3	0	0	0	0	0	0	0	0	39
05:15	8	15	26	20	9	1	1	0	0	0	0	0	0	0	80
05:30	20	21	29	16	10	5	1	0	0	0	0	0	0	0	102
05:45	42	70	43	13	15	2	0	1	0	0	0	0	0	0	186
	75	118	107	54	39	11	2	1	0	0	0	0	0	0	407
06:00	22	19	25	15	20	5	1	0	0	0	0	0	0	0	107
06:15	33	52	52	33	7	8	1	0	0	0	0	0	0	0	186
06:30	17	48	58	41	16	3	0	1	0	0	0	0	0	0	184
06:45	50	44	55	34	24	2	0	0	0	0	0	0	0	0	209
	122	163	190	123	67	18	2	1	0	0	0	0	0	0	686
07:00	20	37	59	33	10	4	0	0	0	0	0	0	0	0	163
07:15	16	17	36	42	18	6	2	0	0	0	0	0	0	0	137
07:30	28	50	53	37	13	5	0	0	0	0	0	0	0	0	186
07:45	43	71	39	48	16	2	0	0	1	0	0	0	0	0	220
	107	175	187	160	57	17	2	0	1	0	0	0	0	0	706
08:00	33	27	44	46	12	8	2	0	0	0	0	0	0	0	172
08:15	34	30	28	32	15	7	0	0	0	0	0	0	0	0	146
08:30	15	25	31	26	17	0	0	0	0	0	0	0	0	0	114
08:45	11	16	22	17	12	1	1	0	0	0	0	0	0	0	80
	93	98	125	121	56	16	3	0	0	0	0	0	0	0	512
09:00	7	16	33	18	10	4	0	0	1	0	0	0	0	0	89
09:15	26	21	20	14	12	3	1	0	0	0	0	0	0	0	97
09:30	25	30	25	14	6	0	1	0	0	0	0	0	0	0	101
09:45	28	16	26	26	8	1	1	0	0	0	0	0	0	0	106
	86	83	104	72	36	8	3	0	1	0	0	0	0	0	393
10:00	20	15	19	22	13	3	0	0	0	0	0	0	0	0	92
10:15	29	17	31	20	7	11	1	0	0	0	0	0	0	0	116
10:30	22	29	26	22	19	3	1	0	0	0	0	0	0	0	122
10:45	17	20	29	20	25	6	3	0	0	0	0	0	0	0	120
	88	81	105	84	64	23	5	0	0	0	0	0	0	0	450
11:00	12	32	32	29	17	2	2	0	0	0	0	0	0	0	126
11:15	26	36	37	36	16	6	0	0	0	0	0	0	0	0	157
11:30	49	51	67	32	8	1	0	0	0	0	0	0	0	0	208
11:45	62	41	49	31	9	3	0	0	0	0	0	0	0	0	195
	149	160	185	128	50	12	2	0	0	0	0	0	0	0	686
Total	752	933	1069	794	410	127	23	2	3	0	0	0	0	0	4113

VHB Engineering NC, PC

4000 WestChase Boulevard, Suite 530
Raleigh, NC 27607
p: 919-829-0328 f: 919-829-0329

Site Code: 56
Station ID: 14
NC 56
West of RR Tracks
Date Start: 06-Jan-15

Westbound, Eastbound

Start Time	1 15	16 20	21 25	26 30	31 35	36 40	41 45	46 50	51 55	56 60	61 65	66 70	71 75	76 999	Total
12 PM	43	50	65	37	19	0	0	0	0	0	0	0	0	0	214
12:15	40	39	61	43	13	1	0	0	0	0	0	0	0	0	197
12:30	46	41	47	32	14	4	0	0	0	0	0	0	0	0	184
12:45	44	56	64	27	12	3	0	0	0	0	0	0	0	0	206
	173	186	237	139	58	8	0	0	0	0	0	0	0	0	801
13:00	29	43	75	35	12	1	0	0	0	0	0	0	0	0	195
13:15	40	44	52	22	12	8	0	0	0	0	0	0	0	0	178
13:30	45	29	33	34	10	4	0	0	0	0	0	0	0	0	155
13:45	44	41	39	23	13	3	1	0	0	0	0	0	0	0	164
	158	157	199	114	47	16	1	0	0	0	0	0	0	0	692
14:00	40	36	50	41	16	5	0	0	0	0	0	0	0	0	188
14:15	43	50	68	30	15	1	1	0	0	0	0	0	0	0	208
14:30	39	54	49	27	12	5	0	0	0	0	0	0	0	0	186
14:45	58	40	49	29	12	0	2	0	1	0	0	0	0	0	191
	180	180	216	127	55	11	3	0	1	0	0	0	0	0	773
15:00	181	35	20	12	4	2	0	0	0	0	0	0	0	0	254
15:15	25	31	44	38	19	3	0	0	0	0	0	0	0	0	160
15:30	28	32	72	46	32	8	0	0	0	0	0	0	0	0	218
15:45	53	46	54	47	16	0	0	0	0	0	0	0	0	0	216
	287	144	190	143	71	13	0	0	0	0	0	0	0	0	848
16:00	35	86	81	33	10	1	0	0	0	0	0	0	0	0	246
16:15	32	48	57	52	20	5	0	0	0	0	0	0	0	0	214
16:30	90	59	42	36	12	2	0	0	0	0	0	0	0	0	241
16:45	51	53	46	30	8	0	1	0	0	0	0	0	0	0	189
	208	246	226	151	50	8	1	0	0	0	0	0	0	0	890
17:00	76	61	50	34	12	2	0	0	0	0	0	0	0	0	235
17:15	44	52	36	38	13	1	0	0	0	0	0	0	0	0	184
17:30	29	41	68	29	18	5	1	0	0	0	0	0	0	0	191
17:45	23	37	46	26	15	9	0	0	0	0	0	0	0	0	156
	172	191	200	127	58	17	1	0	0	0	0	0	0	0	766
18:00	30	24	38	40	15	2	1	0	0	0	0	0	0	0	150
18:15	25	34	42	22	24	2	0	0	0	0	0	0	0	0	149
18:30	10	26	39	26	14	3	1	0	0	0	0	0	0	0	119
18:45	15	32	27	26	16	5	1	0	0	0	0	0	0	0	122
	80	116	146	114	69	12	3	0	0	0	0	0	0	0	540
19:00	24	23	38	26	12	4	0	0	0	0	0	0	0	0	127
19:15	14	23	18	13	20	2	0	0	0	0	0	0	0	0	90
19:30	7	11	23	24	12	3	1	0	0	0	0	0	0	0	81
19:45	5	22	14	17	9	8	0	0	0	0	0	0	0	0	75
	50	79	93	80	53	17	1	0	0	0	0	0	0	0	373
20:00	7	19	25	16	5	4	1	0	0	0	0	0	0	0	77
20:15	15	8	21	17	10	2	0	0	0	0	0	0	0	0	73
20:30	12	17	13	13	4	2	1	0	0	0	0	0	0	0	62
20:45	8	11	15	14	6	2	0	0	0	0	0	0	0	0	56
	42	55	74	60	25	10	2	0	0	0	0	0	0	0	268
21:00	8	11	9	11	8	2	0	1	0	0	0	0	0	0	50
21:15	6	12	15	13	5	6	1	1	0	0	0	0	0	0	59
21:30	1	6	14	20	9	9	0	0	0	0	0	0	0	0	59
21:45	2	5	19	12	7	3	1	0	0	0	0	0	0	0	49
	17	34	57	56	29	20	2	2	0	0	0	0	0	0	217
22:00	5	13	12	5	6	0	1	0	0	0	0	0	0	0	42
22:15	16	20	17	12	6	1	0	0	0	0	0	0	0	0	72
22:30	8	22	22	24	13	2	1	0	0	0	0	0	0	0	92
22:45	11	4	22	23	12	7	0	0	0	0	0	0	0	0	79
	40	59	73	64	37	10	2	0	0	0	0	0	0	0	285
23:00	22	35	44	15	5	3	1	0	0	0	0	0	0	0	125
23:15	4	7	11	6	5	4	0	1	0	0	0	0	0	0	38
23:30	5	4	14	10	8	4	0	0	0	0	0	0	0	0	45
23:45	1	5	5	6	3	1	1	0	1	0	0	0	0	0	23
	32	51	74	37	21	12	2	1	1	0	0	0	0	0	231
Total	1439	1498	1785	1212	573	154	18	3	2	0	0	0	0	0	6684
Grand Total	4368	4649	5724	4105	1921	544	88	9	7	1	0	0	1	0	21417

	15th Percentile :	8 MPH
	50th Percentile :	18 MPH
	85th Percentile :	28 MPH
	95th Percentile :	33 MPH
Stats	Mean Speed(Average) :	19 MPH
	10 MPH Pace Speed :	17-26 MPH
	Number in Pace :	8016
	Percent in Pace :	37.4%
	Number of Vehicles > 35 MPH :	650

Percent of Vehicles > 35 MPH : 3.0%

VHB Engineering NC, PC

4000 WestChase Boulevard, Suite 530
Raleigh, NC 27607
p: 919-829-0328 f: 919-829-0329

Site Code: NC 56
Station ID: 10
NC 56
West of Lake Rogers
Date Start: 02-Dec-14

Eastbound

Start Time	1 15	16 20	21 25	26 30	31 35	36 40	41 45	46 50	51 55	56 60	61 65	66 70	71 75	76 999	Total
12/02/14															
00:15	*	*	*	*	*	*	*	*	*	*	*	*	*	*	*
00:30	*	*	*	*	*	*	*	*	*	*	*	*	*	*	*
00:45	*	*	*	*	*	*	*	*	*	*	*	*	*	*	*
	0	0	0	0	0	0	0	0	0	0	0	0	0	0	0
01:00	*	*	*	*	*	*	*	*	*	*	*	*	*	*	*
01:15	*	*	*	*	*	*	*	*	*	*	*	*	*	*	*
01:30	*	*	*	*	*	*	*	*	*	*	*	*	*	*	*
01:45	*	*	*	*	*	*	*	*	*	*	*	*	*	*	*
	0	0	0	0	0	0	0	0	0	0	0	0	0	0	0
02:00	*	*	*	*	*	*	*	*	*	*	*	*	*	*	*
02:15	*	*	*	*	*	*	*	*	*	*	*	*	*	*	*
02:30	*	*	*	*	*	*	*	*	*	*	*	*	*	*	*
02:45	*	*	*	*	*	*	*	*	*	*	*	*	*	*	*
	0	0	0	0	0	0	0	0	0	0	0	0	0	0	0
03:00	*	*	*	*	*	*	*	*	*	*	*	*	*	*	*
03:15	*	*	*	*	*	*	*	*	*	*	*	*	*	*	*
03:30	*	*	*	*	*	*	*	*	*	*	*	*	*	*	*
03:45	*	*	*	*	*	*	*	*	*	*	*	*	*	*	*
	0	0	0	0	0	0	0	0	0	0	0	0	0	0	0
04:00	*	*	*	*	*	*	*	*	*	*	*	*	*	*	*
04:15	*	*	*	*	*	*	*	*	*	*	*	*	*	*	*
04:30	*	*	*	*	*	*	*	*	*	*	*	*	*	*	*
04:45	*	*	*	*	*	*	*	*	*	*	*	*	*	*	*
	0	0	0	0	0	0	0	0	0	0	0	0	0	0	0
05:00	*	*	*	*	*	*	*	*	*	*	*	*	*	*	*
05:15	*	*	*	*	*	*	*	*	*	*	*	*	*	*	*
05:30	*	*	*	*	*	*	*	*	*	*	*	*	*	*	*
05:45	*	*	*	*	*	*	*	*	*	*	*	*	*	*	*
	0	0	0	0	0	0	0	0	0	0	0	0	0	0	0
06:00	*	*	*	*	*	*	*	*	*	*	*	*	*	*	*
06:15	*	*	*	*	*	*	*	*	*	*	*	*	*	*	*
06:30	*	*	*	*	*	*	*	*	*	*	*	*	*	*	*
06:45	*	*	*	*	*	*	*	*	*	*	*	*	*	*	*
	0	0	0	0	0	0	0	0	0	0	0	0	0	0	0
07:00	*	*	*	*	*	*	*	*	*	*	*	*	*	*	*
07:15	*	*	*	*	*	*	*	*	*	*	*	*	*	*	*
07:30	*	*	*	*	*	*	*	*	*	*	*	*	*	*	*
07:45	*	*	*	*	*	*	*	*	*	*	*	*	*	*	*
	0	0	0	0	0	0	0	0	0	0	0	0	0	0	0
08:00	*	*	*	*	*	*	*	*	*	*	*	*	*	*	*
08:15	*	*	*	*	*	*	*	*	*	*	*	*	*	*	*
08:30	*	*	*	*	*	*	*	*	*	*	*	*	*	*	*
08:45	*	*	*	*	*	*	*	*	*	*	*	*	*	*	*
	0	0	0	0	0	0	0	0	0	0	0	0	0	0	0
09:00	*	*	*	*	*	*	*	*	*	*	*	*	*	*	*
09:15	*	*	*	*	*	*	*	*	*	*	*	*	*	*	*
09:30	*	*	*	*	*	*	*	*	*	*	*	*	*	*	*
09:45	*	*	*	*	*	*	*	*	*	*	*	*	*	*	*
	0	0	0	0	0	0	0	0	0	0	0	0	0	0	0
10:00	*	*	*	*	*	*	*	*	*	*	*	*	*	*	*
10:15	*	*	*	*	*	*	*	*	*	*	*	*	*	*	*
10:30	*	*	*	*	*	*	*	*	*	*	*	*	*	*	*
10:45	*	*	*	*	*	*	*	*	*	*	*	*	*	*	*
	0	0	0	0	0	0	0	0	0	0	0	0	0	0	0
11:00	*	*	*	*	*	*	*	*	*	*	*	*	*	*	*
11:15	*	*	*	*	*	*	*	*	*	*	*	*	*	*	*
11:30	*	*	*	*	*	*	*	*	*	*	*	*	*	*	*
11:45	*	*	*	*	*	*	*	*	*	*	*	*	*	*	*
	0	0	0	0	0	0	0	0	0	0	0	0	0	0	0
Total	0	0	0	0	0	0	0	0	0	0	0	0	0	0	0

VHB Engineering NC, PC

4000 WestChase Boulevard, Suite 530
Raleigh, NC 27607
p: 919-829-0328 f: 919-829-0329

Site Code: NC 56
Station ID: 10
NC 56
West of Lake Rogers
Date Start: 02-Dec-14

Eastbound

Start Time	1 15	16 20	21 25	26 30	31 35	36 40	41 45	46 50	51 55	56 60	61 65	66 70	71 75	76 999	Total
12 PM	*	*	*	*	*	*	*	*	*	*	*	*	*	*	*
12:15	*	*	*	*	*	*	*	*	*	*	*	*	*	*	*
12:30	*	*	*	*	*	*	*	*	*	*	*	*	*	*	*
12:45	*	*	*	*	*	*	*	*	*	*	*	*	*	*	*
	0	0	0	0	0	0	0	0	0	0	0	0	0	0	0
13:00	*	*	*	*	*	*	*	*	*	*	*	*	*	*	*
13:15	*	*	*	*	*	*	*	*	*	*	*	*	*	*	*
13:30	*	*	*	*	*	*	*	*	*	*	*	*	*	*	*
13:45	*	*	*	*	*	*	*	*	*	*	*	*	*	*	*
	0	0	0	0	0	0	0	0	0	0	0	0	0	0	0
14:00	*	*	*	*	*	*	*	*	*	*	*	*	*	*	*
14:15	*	*	*	*	*	*	*	*	*	*	*	*	*	*	*
14:30	*	*	*	*	*	*	*	*	*	*	*	*	*	*	*
14:45	*	*	*	*	*	*	*	*	*	*	*	*	*	*	*
	0	0	0	0	0	0	0	0	0	0	0	0	0	0	0
15:00	*	*	*	*	*	*	*	*	*	*	*	*	*	*	*
15:15	*	*	*	*	*	*	*	*	*	*	*	*	*	*	*
15:30	*	*	*	*	*	*	*	*	*	*	*	*	*	*	*
15:45	*	*	*	*	*	*	*	*	*	*	*	*	*	*	*
	0	0	0	0	0	0	0	0	0	0	0	0	0	0	0
16:00	0	0	0	1	10	31	35	14	1	0	0	0	0	0	92
16:15	6	0	0	2	9	34	46	14	3	0	0	0	0	0	114
16:30	3	0	1	6	13	49	42	12	1	0	0	0	0	0	127
16:45	9	0	1	2	18	31	47	12	2	1	0	0	0	0	123
	18	0	2	11	50	145	170	52	7	1	0	0	0	0	456
17:00	5	0	0	1	8	35	42	13	3	0	0	0	0	0	107
17:15	3	0	0	0	11	55	52	12	4	0	0	0	0	0	137
17:30	4	0	0	0	12	38	40	8	3	0	0	0	0	0	105
17:45	3	0	0	0	9	32	41	10	5	0	0	0	0	0	100
	15	0	0	1	40	160	175	43	15	0	0	0	0	0	449
18:00	5	0	1	0	16	33	27	9	0	0	0	0	0	0	91
18:15	1	0	0	3	12	35	22	7	1	1	0	0	0	0	82
18:30	2	0	0	0	6	26	11	4	3	1	0	0	0	0	53
18:45	3	2	0	0	10	28	19	7	2	0	0	0	0	0	71
	11	2	1	3	44	122	79	27	6	2	0	0	0	0	297
19:00	1	0	0	0	6	26	25	9	1	0	0	0	0	0	68
19:15	1	0	0	0	6	23	15	7	3	0	0	0	0	0	55
19:30	1	0	0	0	1	18	22	8	2	0	0	0	0	0	52
19:45	0	0	0	0	4	28	14	9	1	0	0	0	0	0	56
	3	0	0	0	17	95	76	33	7	0	0	0	0	0	231
20:00	3	0	0	0	6	17	16	7	0	0	0	0	0	0	49
20:15	0	0	0	1	4	18	13	5	0	0	0	0	0	0	41
20:30	0	0	0	0	2	14	12	5	1	0	0	0	0	0	34
20:45	0	0	0	0	0	10	10	2	2	0	0	0	0	0	24
	3	0	0	1	12	59	51	19	3	0	0	0	0	0	148
21:00	0	0	0	0	3	8	11	7	1	0	0	0	0	0	30
21:15	0	0	0	0	2	6	8	6	0	2	0	0	0	0	24
21:30	0	0	0	0	1	7	8	5	2	0	0	0	0	0	23
21:45	1	0	0	0	1	7	6	0	1	0	0	0	0	0	16
	1	0	0	0	7	28	33	18	4	2	0	0	0	0	93
22:00	1	0	0	0	1	6	7	2	2	0	0	0	0	0	19
22:15	0	0	0	0	2	5	5	5	0	0	0	0	0	0	17
22:30	0	0	0	1	1	4	5	2	0	1	0	0	0	0	14
22:45	0	0	0	0	3	7	3	2	0	0	0	0	0	0	15
	1	0	0	1	7	22	20	11	2	1	0	0	0	0	65
23:00	0	0	0	0	3	18	12	3	0	0	0	0	0	0	36
23:15	0	0	0	0	1	8	7	0	2	0	0	0	0	0	18
23:30	0	0	0	0	1	4	3	1	0	0	0	0	0	0	9
23:45	0	0	0	0	0	2	3	3	1	0	0	0	0	0	9
	0	0	0	0	5	32	25	7	3	0	0	0	0	0	72
Total	52	2	3	17	182	663	629	210	47	6	0	0	0	0	1811

VHB Engineering NC, PC

4000 WestChase Boulevard, Suite 530
Raleigh, NC 27607
p: 919-829-0328 f: 919-829-0329

Site Code: NC 56
Station ID: 10
NC 56
West of Lake Rogers
Date Start: 02-Dec-14

Eastbound

Start Time	1 15	16 20	21 25	26 30	31 35	36 40	41 45	46 50	51 55	56 60	61 65	66 70	71 75	76 999	Total
12/03/1															
4	1	0	1	0	0	1	1	2	0	0	0	0	0	0	6
00:15	0	0	0	1	0	2	3	2	0	0	0	0	0	0	8
00:30	0	0	0	0	2	3	2	0	0	0	0	0	0	0	7
00:45	0	0	0	0	0	0	0	2	0	0	0	0	0	0	2
	1	0	1	1	2	6	6	6	0	0	0	0	0	0	23
01:00	0	0	0	0	2	0	1	0	0	0	0	0	0	0	3
01:15	0	0	0	0	0	2	4	1	0	0	0	0	0	0	7
01:30	0	0	0	0	0	0	1	0	0	0	0	0	0	0	1
01:45	0	0	0	0	0	1	0	0	0	0	0	0	0	0	1
	0	0	0	0	2	3	6	1	0	0	0	0	0	0	12
02:00	0	0	0	0	0	0	0	0	0	0	0	0	0	0	0
02:15	0	0	0	0	0	2	2	0	0	0	0	0	0	0	4
02:30	0	0	0	0	0	2	3	1	0	0	0	0	0	0	6
02:45	0	0	0	0	1	3	4	1	0	0	0	0	0	0	9
	0	0	0	0	1	7	9	2	0	0	0	0	0	0	19
03:00	0	0	0	0	0	5	0	1	0	0	0	0	0	0	6
03:15	0	0	0	0	1	4	0	0	0	0	0	0	0	0	5
03:30	0	0	0	0	0	4	4	0	0	0	0	0	0	0	8
03:45	0	0	0	0	0	0	1	0	0	0	0	0	0	0	1
	0	0	0	0	1	13	5	1	0	0	0	0	0	0	20
04:00	0	0	0	0	2	0	0	0	0	0	0	0	0	0	2
04:15	0	0	0	0	0	0	1	1	0	1	0	0	0	0	3
04:30	0	0	0	1	0	1	0	0	0	0	0	0	0	0	2
04:45	0	0	0	0	0	1	1	0	0	0	0	0	0	0	2
	0	0	0	1	2	2	2	1	0	1	0	0	0	0	9
05:00	0	0	0	2	0	1	1	1	0	0	0	0	0	0	5
05:15	0	0	0	0	1	0	5	2	1	0	0	0	0	0	9
05:30	0	0	0	0	0	3	4	1	0	0	0	0	0	0	8
05:45	0	0	0	0	1	2	3	0	1	0	0	0	0	0	7
	0	0	0	2	2	6	13	4	2	0	0	0	0	0	29
06:00	0	0	0	0	0	8	7	3	2	0	0	0	0	0	20
06:15	1	0	0	0	1	3	6	5	2	0	0	0	0	0	18
06:30	2	0	0	1	2	7	11	5	0	0	0	0	0	0	28
06:45	2	0	0	0	0	10	8	4	3	0	0	0	0	0	27
	5	0	0	1	3	28	32	17	7	0	0	0	0	0	93
07:00	0	0	0	1	5	29	31	2	2	0	0	0	0	0	70
07:15	1	0	0	0	11	19	11	6	2	0	0	0	0	0	50
07:30	1	0	0	0	7	13	11	11	2	1	0	0	0	0	46
07:45	3	0	0	0	4	19	19	9	1	0	0	0	0	0	55
	5	0	0	1	27	80	72	28	7	1	0	0	0	0	221
08:00	1	1	0	0	11	22	17	5	5	0	0	0	0	0	62
08:15	2	0	0	0	10	20	23	11	0	0	0	0	0	0	66
08:30	0	0	0	0	4	16	15	5	3	0	0	0	0	0	43
08:45	1	0	0	0	10	21	14	3	0	0	0	0	0	0	49
	4	1	0	0	35	79	69	24	8	0	0	0	0	0	220
09:00	4	0	1	1	3	16	9	7	1	2	0	0	0	0	44
09:15	1	0	0	2	5	14	17	7	3	3	0	0	0	0	52
09:30	1	0	0	0	1	27	14	12	2	0	0	0	0	0	57
09:45	2	0	0	0	3	11	17	9	1	0	0	0	0	0	43
	8	0	1	3	12	68	57	35	7	5	0	0	0	0	196
10:00	4	0	0	0	2	20	16	4	2	0	0	0	0	0	48
10:15	0	0	0	1	4	17	14	14	2	1	0	0	0	0	53
10:30	0	0	0	0	6	11	15	6	6	0	0	0	0	0	44
10:45	3	0	0	2	4	12	10	8	2	0	0	0	0	0	41
	7	0	0	3	16	60	55	32	12	1	0	0	0	0	186
11:00	2	0	0	0	10	20	21	11	3	0	0	0	0	0	67
11:15	0	0	0	0	6	22	21	7	3	0	0	0	0	0	59
11:30	1	0	0	0	8	21	18	5	2	1	0	0	0	0	56
11:45	3	0	0	0	6	24	14	4	3	0	0	0	0	0	54
	6	0	0	0	30	87	74	27	11	1	0	0	0	0	236
Total	36	1	2	12	133	439	400	178	54	9	0	0	0	0	1264

VHB Engineering NC, PC

4000 WestChase Boulevard, Suite 530
Raleigh, NC 27607
p: 919-829-0328 f: 919-829-0329

Site Code: NC 56
Station ID: 10
NC 56
West of Lake Rogers
Date Start: 02-Dec-14

Eastbound

Start Time	1 15	16 20	21 25	26 30	31 35	36 40	41 45	46 50	51 55	56 60	61 65	66 70	71 75	76 999	Total
12 PM	6	0	0	1	7	24	33	7	1	1	0	0	0	0	80
12:15	2	0	0	0	4	36	17	15	5	0	0	0	0	0	79
12:30	1	0	1	3	8	24	21	11	0	0	0	0	0	0	69
12:45	4	0	0	0	7	22	18	13	1	0	0	0	0	0	65
	13	0	1	4	26	106	89	46	7	1	0	0	0	0	293
13:00	2	0	0	0	5	14	18	10	5	0	0	0	0	0	54
13:15	3	0	0	3	13	24	22	12	1	1	0	0	0	0	79
13:30	1	0	0	0	6	29	28	11	0	0	0	0	0	0	75
13:45	1	0	0	2	10	27	24	12	3	0	0	0	0	0	79
	7	0	0	5	34	94	92	45	9	1	0	0	0	0	287
14:00	2	0	1	2	7	23	25	12	2	0	0	0	0	0	74
14:15	2	0	0	2	6	21	23	8	0	0	0	0	0	0	62
14:30	1	0	0	0	1	25	15	19	3	0	0	0	0	0	64
14:45	6	0	0	0	13	34	30	9	0	0	0	0	0	0	92
	11	0	1	4	27	103	93	48	5	0	0	0	0	0	292
15:00	3	0	0	0	1	30	46	13	2	0	0	0	0	0	95
15:15	2	0	1	1	3	40	26	15	3	1	0	0	0	0	92
15:30	9	0	0	0	0	41	36	8	2	2	0	0	0	0	98
15:45	1	0	0	2	15	56	29	12	2	1	0	0	0	0	118
	15	0	1	3	19	167	137	48	9	4	0	0	0	0	403
16:00	4	0	1	0	10	34	36	11	4	0	0	0	0	0	100
16:15	3	2	2	5	6	46	45	9	3	0	0	0	0	0	121
16:30	2	0	0	0	4	41	42	12	4	2	0	0	0	0	107
16:45	2	0	0	0	6	60	32	21	0	1	0	0	0	0	122
	11	2	3	5	26	181	155	53	11	3	0	0	0	0	450
17:00	6	0	0	0	18	48	47	13	0	0	0	0	0	1	133
17:15	4	0	0	0	20	68	34	14	2	0	0	0	0	0	142
17:30	2	0	0	1	11	55	41	15	0	0	0	0	0	0	125
17:45	1	0	0	1	8	43	35	10	2	0	0	0	0	0	100
	13	0	0	2	57	214	157	52	4	0	0	0	0	1	500
18:00	1	0	2	0	3	40	32	9	0	0	1	0	0	0	88
18:15	4	0	0	0	8	53	32	9	0	0	0	0	0	0	106
18:30	1	0	0	0	12	39	35	8	2	0	0	0	0	0	97
18:45	0	0	1	0	7	22	24	5	1	0	0	0	0	0	60
	6	0	3	0	30	154	123	31	3	0	1	0	0	0	351
19:00	4	0	0	0	0	37	18	8	2	2	0	0	0	0	71
19:15	1	0	0	0	7	28	14	6	2	0	0	0	0	0	58
19:30	4	2	1	1	3	26	24	5	1	0	0	0	0	0	67
19:45	0	0	0	1	9	20	9	4	0	1	0	0	0	0	44
	9	2	1	2	19	111	65	23	5	3	0	0	0	0	240
20:00	0	0	0	0	1	16	12	8	1	0	0	0	0	0	38
20:15	1	0	0	0	1	21	11	9	1	0	0	0	0	0	44
20:30	1	0	0	0	2	21	15	1	1	0	0	0	0	0	41
20:45	0	0	0	0	1	17	15	6	1	0	0	0	0	0	40
	2	0	0	0	5	75	53	24	4	0	0	0	0	0	163
21:00	0	0	0	0	1	14	15	6	2	0	0	0	0	0	38
21:15	0	0	0	0	4	9	11	8	2	1	0	0	0	0	35
21:30	2	0	0	0	0	6	14	4	3	1	0	0	0	0	30
21:45	0	0	0	0	2	5	4	4	2	1	0	0	0	0	18
	2	0	0	0	7	34	44	22	9	3	0	0	0	0	121
22:00	0	0	0	1	1	7	3	4	0	0	0	0	0	0	16
22:15	0	0	0	0	0	5	8	2	1	0	0	0	0	0	16
22:30	0	0	0	0	0	5	4	1	0	0	0	0	0	0	10
22:45	0	0	0	0	2	5	3	2	1	0	0	0	0	0	13
	0	0	0	1	3	22	18	9	2	0	0	0	0	0	55
23:00	0	0	0	0	1	21	23	3	0	0	0	0	0	0	48
23:15	0	0	0	0	2	12	2	1	2	0	0	0	0	0	19
23:30	0	0	0	0	5	12	2	2	0	0	0	0	0	0	21
23:45	0	0	0	0	5	5	5	3	0	0	0	0	0	0	18
	0	0	0	0	13	50	32	9	2	0	0	0	0	0	106
Total	89	4	10	26	266	1311	1058	410	70	15	1	0	0	1	3261

VHB Engineering NC, PC

4000 WestChase Boulevard, Suite 530
Raleigh, NC 27607
p: 919-829-0328 f: 919-829-0329

Site Code: NC 56
Station ID: 10
NC 56
West of Lake Rogers
Date Start: 02-Dec-14

Eastbound

Start Time	1 15	16 20	21 25	26 30	31 35	36 40	41 45	46 50	51 55	56 60	61 65	66 70	71 75	76 999	Total
12/04/1															
4	0	0	1	0	0	3	4	0	1	0	0	0	0	0	9
00:15	0	0	0	0	5	3	4	1	0	0	1	0	0	0	14
00:30	0	0	0	0	1	3	2	0	0	1	0	0	0	0	7
00:45	0	0	0	0	1	2	3	0	0	0	0	0	0	0	6
	0	0	1	0	7	11	13	1	1	1	1	0	0	0	36
01:00	0	0	0	0	0	1	1	0	0	0	0	0	0	0	2
01:15	0	0	0	0	0	1	0	0	0	0	0	0	0	0	1
01:30	0	0	0	0	1	1	1	0	0	0	0	0	0	0	3
01:45	1	0	0	0	0	0	0	0	0	0	0	0	0	0	1
	1	0	0	0	1	3	2	0	0	0	0	0	0	0	7
02:00	1	0	0	0	1	0	0	1	1	0	0	0	0	0	4
02:15	0	0	0	0	0	6	4	0	0	0	0	0	0	0	10
02:30	0	0	0	0	0	1	0	0	0	1	0	0	0	0	2
02:45	0	0	0	0	0	2	0	1	0	0	0	0	0	0	3
	1	0	0	0	1	9	4	2	1	1	0	0	0	0	19
03:00	0	0	0	0	0	4	1	1	0	1	1	0	0	0	8
03:15	0	0	0	0	0	3	0	0	1	0	0	0	0	0	4
03:30	0	0	0	0	1	2	0	0	0	0	0	0	0	0	3
03:45	0	1	0	0	0	1	1	0	0	0	0	0	0	0	3
	0	1	0	0	1	10	2	1	1	1	1	0	0	0	18
04:00	1	0	0	0	0	2	0	0	0	0	0	0	0	0	3
04:15	0	0	0	0	2	1	2	0	0	0	0	0	0	0	5
04:30	0	0	0	0	1	2	0	0	0	0	0	0	0	0	3
04:45	0	0	0	0	1	0	0	0	0	0	0	0	0	0	1
	1	0	0	0	4	5	2	0	0	0	0	0	0	0	12
05:00	0	0	0	0	1	2	1	1	0	0	0	0	0	0	5
05:15	1	0	0	0	0	2	5	3	0	0	0	0	0	0	11
05:30	0	0	0	0	0	1	4	1	0	0	0	0	0	0	6
05:45	0	0	0	0	1	0	4	1	1	0	0	0	0	0	7
	1	0	0	0	2	5	14	6	1	0	0	0	0	0	29
06:00	1	0	0	0	0	7	6	8	1	0	0	0	0	0	23
06:15	1	0	0	0	0	5	8	5	3	0	0	0	0	0	22
06:30	1	0	0	0	2	9	12	5	1	1	0	0	0	0	31
06:45	2	0	1	0	0	5	14	11	0	0	0	0	0	0	33
	5	0	1	0	2	26	40	29	5	1	0	0	0	0	109
07:00	4	0	0	0	0	19	21	2	0	0	0	0	0	0	46
07:15	0	0	0	0	4	24	13	4	1	1	0	0	0	0	47
07:30	2	0	0	0	5	7	14	2	4	1	0	0	0	0	35
07:45	4	1	0	0	5	17	9	11	2	1	0	0	0	0	50
	10	1	0	0	14	67	57	19	7	3	0	0	0	0	178
08:00	6	0	0	0	8	13	20	8	3	0	0	0	0	0	58
08:15	5	0	0	0	4	28	23	15	1	1	0	0	0	0	77
08:30	3	0	0	0	3	15	14	11	4	0	0	0	0	0	50
08:45	5	0	3	1	4	11	14	2	3	0	0	0	0	0	43
	19	0	3	1	19	67	71	36	11	1	0	0	0	0	228
09:00	0	0	0	0	5	9	13	7	3	0	0	0	0	0	37
09:15	2	1	1	1	0	15	15	6	2	0	0	0	0	0	43
09:30	0	0	0	0	3	18	30	11	3	1	0	0	0	0	66
09:45	2	0	0	0	3	18	16	9	2	1	0	0	0	0	51
	4	1	1	1	11	60	74	33	10	2	0	0	0	0	197
10:00	0	0	0	0	3	9	10	14	2	0	0	0	0	0	38
10:15	2	0	0	0	5	16	15	9	0	2	0	0	0	0	49
10:30	0	0	0	2	1	10	20	10	3	1	1	0	0	0	48
10:45	0	0	0	1	13	22	15	7	1	0	0	0	0	0	59
	2	0	0	3	22	57	60	40	6	3	1	0	0	0	194
11:00	2	0	0	1	15	24	14	9	2	0	0	0	0	0	67
11:15	3	0	0	2	3	36	16	6	1	0	0	0	0	0	67
11:30	2	0	0	0	7	14	13	8	1	0	0	0	0	0	45
11:45	2	0	0	0	7	30	20	5	2	0	0	0	0	0	66
	9	0	0	3	32	104	63	28	6	0	0	0	0	0	245
Total	53	3	6	8	116	424	402	195	49	13	3	0	0	0	1272

VHB Engineering NC, PC

4000 WestChase Boulevard, Suite 530
Raleigh, NC 27607
p: 919-829-0328 f: 919-829-0329

Site Code: NC 56
Station ID: 10
NC 56
West of Lake Rogers
Date Start: 02-Dec-14

Eastbound

Start Time	1 15	16 20	21 25	26 30	31 35	36 40	41 45	46 50	51 55	56 60	61 65	66 70	71 75	76 999	Total
12 PM	1	0	0	0	6	24	27	10	2	0	0	0	0	0	70
12:15	1	0	0	0	10	27	22	10	2	0	0	0	0	0	72
12:30	2	0	0	1	12	32	28	13	1	0	0	0	0	0	89
12:45	1	0	0	0	5	29	24	9	2	0	0	0	0	0	70
	5	0	0	1	33	112	101	42	7	0	0	0	0	0	301
13:00	1	0	0	0	10	37	23	8	2	0	0	0	0	0	81
13:15	2	0	0	1	9	35	24	10	0	0	0	0	0	0	81
13:30	2	0	0	0	12	26	20	11	1	0	0	0	0	0	72
13:45	3	0	0	4	6	23	34	14	2	0	0	0	0	0	86
	8	0	0	5	37	121	101	43	5	0	0	0	0	0	320
14:00	4	0	0	1	3	24	28	10	4	1	0	0	0	0	75
14:15	3	0	0	1	4	22	18	20	2	1	0	0	0	0	71
14:30	1	0	0	0	4	35	27	12	2	1	0	0	0	0	82
14:45	2	0	0	0	8	36	34	9	0	0	0	0	0	0	89
	10	0	0	2	19	117	107	51	8	3	0	0	0	0	317
15:00	2	0	0	1	6	27	41	6	3	3	0	0	0	0	89
15:15	2	0	0	0	5	25	37	20	5	0	0	0	0	0	94
15:30	3	0	1	2	8	35	23	13	2	0	0	0	0	0	87
15:45	6	0	0	0	10	33	39	15	1	0	0	0	0	0	104
	13	0	1	3	29	120	140	54	11	3	0	0	0	0	374
16:00	*	*	*	*	*	*	*	*	*	*	*	*	*	*	*
16:15	*	*	*	*	*	*	*	*	*	*	*	*	*	*	*
16:30	*	*	*	*	*	*	*	*	*	*	*	*	*	*	*
16:45	*	*	*	*	*	*	*	*	*	*	*	*	*	*	*
	0	0	0	0	0	0	0	0	0	0	0	0	0	0	0
17:00	*	*	*	*	*	*	*	*	*	*	*	*	*	*	*
17:15	*	*	*	*	*	*	*	*	*	*	*	*	*	*	*
17:30	*	*	*	*	*	*	*	*	*	*	*	*	*	*	*
17:45	*	*	*	*	*	*	*	*	*	*	*	*	*	*	*
	0	0	0	0	0	0	0	0	0	0	0	0	0	0	0
18:00	*	*	*	*	*	*	*	*	*	*	*	*	*	*	*
18:15	*	*	*	*	*	*	*	*	*	*	*	*	*	*	*
18:30	*	*	*	*	*	*	*	*	*	*	*	*	*	*	*
18:45	*	*	*	*	*	*	*	*	*	*	*	*	*	*	*
	0	0	0	0	0	0	0	0	0	0	0	0	0	0	0
19:00	*	*	*	*	*	*	*	*	*	*	*	*	*	*	*
19:15	*	*	*	*	*	*	*	*	*	*	*	*	*	*	*
19:30	*	*	*	*	*	*	*	*	*	*	*	*	*	*	*
19:45	*	*	*	*	*	*	*	*	*	*	*	*	*	*	*
	0	0	0	0	0	0	0	0	0	0	0	0	0	0	0
20:00	*	*	*	*	*	*	*	*	*	*	*	*	*	*	*
20:15	*	*	*	*	*	*	*	*	*	*	*	*	*	*	*
20:30	*	*	*	*	*	*	*	*	*	*	*	*	*	*	*
20:45	*	*	*	*	*	*	*	*	*	*	*	*	*	*	*
	0	0	0	0	0	0	0	0	0	0	0	0	0	0	0
21:00	*	*	*	*	*	*	*	*	*	*	*	*	*	*	*
21:15	*	*	*	*	*	*	*	*	*	*	*	*	*	*	*
21:30	*	*	*	*	*	*	*	*	*	*	*	*	*	*	*
21:45	*	*	*	*	*	*	*	*	*	*	*	*	*	*	*
	0	0	0	0	0	0	0	0	0	0	0	0	0	0	0
22:00	*	*	*	*	*	*	*	*	*	*	*	*	*	*	*
22:15	*	*	*	*	*	*	*	*	*	*	*	*	*	*	*
22:30	*	*	*	*	*	*	*	*	*	*	*	*	*	*	*
22:45	*	*	*	*	*	*	*	*	*	*	*	*	*	*	*
	0	0	0	0	0	0	0	0	0	0	0	0	0	0	0
23:00	*	*	*	*	*	*	*	*	*	*	*	*	*	*	*
23:15	*	*	*	*	*	*	*	*	*	*	*	*	*	*	*
23:30	*	*	*	*	*	*	*	*	*	*	*	*	*	*	*
23:45	*	*	*	*	*	*	*	*	*	*	*	*	*	*	*
	0	0	0	0	0	0	0	0	0	0	0	0	0	0	0
Total	36	0	1	11	118	470	449	190	31	6	0	0	0	0	1312
Grand Total	266	10	22	74	815	3307	2938	1183	251	49	4	0	0	1	8920

	15th Percentile :	34 MPH
	50th Percentile :	39 MPH
	85th Percentile :	45 MPH
	95th Percentile :	49 MPH
Stats	Mean Speed(Average) :	39 MPH
	10 MPH Pace Speed :	36-45 MPH
	Number in Pace :	5599
	Percent in Pace :	62.8%
	Number of Vehicles > 55 MPH :	54

Percent of Vehicles > 55 MPH : 0.6%

VHB Engineering NC, PC

4000 WestChase Boulevard, Suite 530
Raleigh, NC 27607
p: 919-829-0328 f: 919-829-0329

Site Code: NC 56
Station ID: 10
NC 56
West of Lake Rogers
Date Start: 02-Dec-14

Westbound

Start Time	1 15	16 20	21 25	26 30	31 35	36 40	41 45	46 50	51 55	56 60	61 65	66 70	71 75	76 999	Total
12/02/14															
00:15	*	*	*	*	*	*	*	*	*	*	*	*	*	*	*
00:30	*	*	*	*	*	*	*	*	*	*	*	*	*	*	*
00:45	*	*	*	*	*	*	*	*	*	*	*	*	*	*	*
	0	0	0	0	0	0	0	0	0	0	0	0	0	0	0
01:00	*	*	*	*	*	*	*	*	*	*	*	*	*	*	*
01:15	*	*	*	*	*	*	*	*	*	*	*	*	*	*	*
01:30	*	*	*	*	*	*	*	*	*	*	*	*	*	*	*
01:45	*	*	*	*	*	*	*	*	*	*	*	*	*	*	*
	0	0	0	0	0	0	0	0	0	0	0	0	0	0	0
02:00	*	*	*	*	*	*	*	*	*	*	*	*	*	*	*
02:15	*	*	*	*	*	*	*	*	*	*	*	*	*	*	*
02:30	*	*	*	*	*	*	*	*	*	*	*	*	*	*	*
02:45	*	*	*	*	*	*	*	*	*	*	*	*	*	*	*
	0	0	0	0	0	0	0	0	0	0	0	0	0	0	0
03:00	*	*	*	*	*	*	*	*	*	*	*	*	*	*	*
03:15	*	*	*	*	*	*	*	*	*	*	*	*	*	*	*
03:30	*	*	*	*	*	*	*	*	*	*	*	*	*	*	*
03:45	*	*	*	*	*	*	*	*	*	*	*	*	*	*	*
	0	0	0	0	0	0	0	0	0	0	0	0	0	0	0
04:00	*	*	*	*	*	*	*	*	*	*	*	*	*	*	*
04:15	*	*	*	*	*	*	*	*	*	*	*	*	*	*	*
04:30	*	*	*	*	*	*	*	*	*	*	*	*	*	*	*
04:45	*	*	*	*	*	*	*	*	*	*	*	*	*	*	*
	0	0	0	0	0	0	0	0	0	0	0	0	0	0	0
05:00	*	*	*	*	*	*	*	*	*	*	*	*	*	*	*
05:15	*	*	*	*	*	*	*	*	*	*	*	*	*	*	*
05:30	*	*	*	*	*	*	*	*	*	*	*	*	*	*	*
05:45	*	*	*	*	*	*	*	*	*	*	*	*	*	*	*
	0	0	0	0	0	0	0	0	0	0	0	0	0	0	0
06:00	*	*	*	*	*	*	*	*	*	*	*	*	*	*	*
06:15	*	*	*	*	*	*	*	*	*	*	*	*	*	*	*
06:30	*	*	*	*	*	*	*	*	*	*	*	*	*	*	*
06:45	*	*	*	*	*	*	*	*	*	*	*	*	*	*	*
	0	0	0	0	0	0	0	0	0	0	0	0	0	0	0
07:00	*	*	*	*	*	*	*	*	*	*	*	*	*	*	*
07:15	*	*	*	*	*	*	*	*	*	*	*	*	*	*	*
07:30	*	*	*	*	*	*	*	*	*	*	*	*	*	*	*
07:45	*	*	*	*	*	*	*	*	*	*	*	*	*	*	*
	0	0	0	0	0	0	0	0	0	0	0	0	0	0	0
08:00	*	*	*	*	*	*	*	*	*	*	*	*	*	*	*
08:15	*	*	*	*	*	*	*	*	*	*	*	*	*	*	*
08:30	*	*	*	*	*	*	*	*	*	*	*	*	*	*	*
08:45	*	*	*	*	*	*	*	*	*	*	*	*	*	*	*
	0	0	0	0	0	0	0	0	0	0	0	0	0	0	0
09:00	*	*	*	*	*	*	*	*	*	*	*	*	*	*	*
09:15	*	*	*	*	*	*	*	*	*	*	*	*	*	*	*
09:30	*	*	*	*	*	*	*	*	*	*	*	*	*	*	*
09:45	*	*	*	*	*	*	*	*	*	*	*	*	*	*	*
	0	0	0	0	0	0	0	0	0	0	0	0	0	0	0
10:00	*	*	*	*	*	*	*	*	*	*	*	*	*	*	*
10:15	*	*	*	*	*	*	*	*	*	*	*	*	*	*	*
10:30	*	*	*	*	*	*	*	*	*	*	*	*	*	*	*
10:45	*	*	*	*	*	*	*	*	*	*	*	*	*	*	*
	0	0	0	0	0	0	0	0	0	0	0	0	0	0	0
11:00	*	*	*	*	*	*	*	*	*	*	*	*	*	*	*
11:15	*	*	*	*	*	*	*	*	*	*	*	*	*	*	*
11:30	*	*	*	*	*	*	*	*	*	*	*	*	*	*	*
11:45	*	*	*	*	*	*	*	*	*	*	*	*	*	*	*
	0	0	0	0	0	0	0	0	0	0	0	0	0	0	0
Total	0	0	0	0	0	0	0	0	0	0	0	0	0	0	0

VHB Engineering NC, PC

4000 WestChase Boulevard, Suite 530
Raleigh, NC 27607
p: 919-829-0328 f: 919-829-0329

Site Code: NC 56
Station ID: 10
NC 56
West of Lake Rogers
Date Start: 02-Dec-14

Westbound

Start Time	1 15	16 20	21 25	26 30	31 35	36 40	41 45	46 50	51 55	56 60	61 65	66 70	71 75	76 999	Total
12 PM	*	*	*	*	*	*	*	*	*	*	*	*	*	*	*
12:15	*	*	*	*	*	*	*	*	*	*	*	*	*	*	*
12:30	*	*	*	*	*	*	*	*	*	*	*	*	*	*	*
12:45	*	*	*	*	*	*	*	*	*	*	*	*	*	*	*
	0	0	0	0	0	0	0	0	0	0	0	0	0	0	0
13:00	*	*	*	*	*	*	*	*	*	*	*	*	*	*	*
13:15	*	*	*	*	*	*	*	*	*	*	*	*	*	*	*
13:30	*	*	*	*	*	*	*	*	*	*	*	*	*	*	*
13:45	*	*	*	*	*	*	*	*	*	*	*	*	*	*	*
	0	0	0	0	0	0	0	0	0	0	0	0	0	0	0
14:00	*	*	*	*	*	*	*	*	*	*	*	*	*	*	*
14:15	*	*	*	*	*	*	*	*	*	*	*	*	*	*	*
14:30	*	*	*	*	*	*	*	*	*	*	*	*	*	*	*
14:45	*	*	*	*	*	*	*	*	*	*	*	*	*	*	*
	0	0	0	0	0	0	0	0	0	0	0	0	0	0	0
15:00	*	*	*	*	*	*	*	*	*	*	*	*	*	*	*
15:15	*	*	*	*	*	*	*	*	*	*	*	*	*	*	*
15:30	*	*	*	*	*	*	*	*	*	*	*	*	*	*	*
15:45	*	*	*	*	*	*	*	*	*	*	*	*	*	*	*
	0	0	0	0	0	0	0	0	0	0	0	0	0	0	0
16:00	3	0	0	0	7	45	36	7	1	0	0	0	0	0	99
16:15	4	0	0	0	3	33	38	8	0	0	0	0	0	0	86
16:30	4	0	0	0	4	19	23	6	6	0	0	0	0	0	62
16:45	4	0	0	0	1	23	35	6	1	1	0	0	0	0	71
	15	0	0	0	15	120	132	27	8	1	0	0	0	0	318
17:00	6	0	0	0	3	35	22	7	0	0	0	0	0	0	73
17:15	1	0	0	2	17	33	13	3	1	0	0	0	0	0	70
17:30	3	0	0	0	10	31	24	6	1	0	0	0	0	0	75
17:45	4	0	0	0	6	25	21	6	2	0	0	0	0	0	64
	14	0	0	2	36	124	80	22	4	0	0	0	0	0	282
18:00	0	0	0	2	6	14	23	9	0	0	0	0	0	0	54
18:15	0	0	0	1	9	30	20	8	2	0	0	0	0	0	70
18:30	2	0	0	0	5	33	19	3	2	0	0	0	0	0	64
18:45	2	0	0	0	2	25	26	3	2	1	0	0	0	0	61
	4	0	0	3	22	102	88	23	6	1	0	0	0	0	249
19:00	0	0	0	0	4	16	18	10	2	0	0	0	0	0	50
19:15	1	0	0	0	5	17	19	3	0	0	0	0	0	0	45
19:30	1	0	0	0	2	11	16	2	2	0	0	0	0	0	34
19:45	1	0	0	0	6	13	10	0	0	0	0	0	0	0	30
	3	0	0	0	17	57	63	15	4	0	0	0	0	0	159
20:00	1	0	0	0	1	14	8	2	0	0	0	0	0	0	26
20:15	1	0	0	0	2	14	12	2	0	0	0	0	0	0	31
20:30	0	0	0	0	0	11	6	4	2	0	0	0	0	0	23
20:45	0	0	0	0	1	7	3	1	0	0	0	0	0	0	12
	2	0	0	0	4	46	29	9	2	0	0	0	0	0	92
21:00	1	0	0	0	1	7	5	3	0	0	0	0	0	0	17
21:15	0	0	0	0	2	6	6	1	0	0	0	0	0	0	15
21:30	0	0	0	0	4	4	8	2	0	0	0	0	0	0	18
21:45	0	0	0	0	1	3	9	4	1	0	1	0	0	0	19
	1	0	0	0	8	20	28	10	1	0	1	0	0	0	69
22:00	0	0	0	0	3	2	5	0	1	0	0	0	0	0	11
22:15	0	0	0	0	0	3	10	2	0	0	0	0	0	0	15
22:30	0	0	0	0	1	11	11	2	1	0	0	0	0	0	26
22:45	0	0	0	0	3	7	3	1	1	0	0	0	0	0	15
	0	0	0	0	7	23	29	5	3	0	0	0	0	0	67
23:00	0	0	0	1	0	3	2	1	0	0	0	0	0	0	7
23:15	0	0	0	0	0	5	0	0	1	0	0	0	0	0	6
23:30	0	0	0	0	0	5	2	1	0	0	0	0	0	0	8
23:45	0	0	0	0	0	1	1	2	0	0	0	0	0	0	4
	0	0	0	1	0	14	5	4	1	0	0	0	0	0	25
Total	39	0	0	6	109	506	454	115	29	2	1	0	0	0	1261

VHB Engineering NC, PC

4000 WestChase Boulevard, Suite 530
Raleigh, NC 27607
p: 919-829-0328 f: 919-829-0329

Site Code: NC 56
Station ID: 10
NC 56
West of Lake Rogers
Date Start: 02-Dec-14

Westbound

Start Time	1 15	16 20	21 25	26 30	31 35	36 40	41 45	46 50	51 55	56 60	61 65	66 70	71 75	76 999	Total
12/03/1															
4	0	0	0	0	1	3	0	0	0	0	0	0	0	0	4
00:15	0	0	0	0	1	0	0	0	0	0	0	0	0	0	1
00:30	0	0	0	0	0	4	3	1	0	0	0	0	0	0	8
00:45	1	0	0	0	0	1	0	0	0	0	0	0	0	0	2
	1	0	0	0	2	8	3	1	0	0	0	0	0	0	15
01:00	1	0	0	0	2	2	0	0	0	0	0	0	0	0	5
01:15	0	0	0	0	0	2	1	0	0	0	0	0	0	0	3
01:30	0	0	0	0	1	1	1	0	0	0	0	0	0	0	3
01:45	0	0	0	0	0	0	0	0	0	0	0	0	0	0	0
	1	0	0	0	3	5	2	0	0	0	0	0	0	0	11
02:00	0	0	0	0	0	1	0	0	0	0	0	0	0	0	1
02:15	1	0	0	0	0	0	1	1	0	0	0	0	0	0	3
02:30	0	0	0	0	0	1	0	0	0	0	0	0	0	0	1
02:45	0	0	0	0	0	0	0	0	0	0	0	0	0	0	0
	1	0	0	0	0	2	1	1	0	0	0	0	0	0	5
03:00	0	0	0	0	1	0	1	0	0	1	0	0	0	0	3
03:15	0	0	0	0	0	1	0	0	0	0	0	0	0	0	1
03:30	0	0	0	0	0	0	1	1	0	0	0	0	0	0	2
03:45	0	0	0	0	3	1	0	1	1	0	0	0	0	0	6
	0	0	0	0	4	2	2	2	1	1	0	0	0	0	12
04:00	0	0	0	2	0	1	0	0	0	0	0	0	0	0	3
04:15	0	0	0	0	0	3	2	1	1	0	0	0	0	0	7
04:30	0	0	0	0	0	1	4	1	0	0	0	0	0	0	6
04:45	1	0	0	0	0	14	7	4	1	0	0	0	0	0	27
	1	0	0	2	0	19	13	6	2	0	0	0	0	0	43
05:00	0	0	0	0	2	7	7	1	0	0	0	0	0	0	17
05:15	0	0	0	0	2	9	17	0	0	0	0	0	0	0	28
05:30	3	0	0	0	1	19	22	6	1	0	0	0	0	0	52
05:45	0	0	0	0	0	17	25	7	3	0	0	0	0	0	52
	3	0	0	0	5	52	71	14	4	0	0	0	0	0	149
06:00	0	0	0	0	2	11	12	8	2	0	0	0	0	0	35
06:15	0	0	0	1	3	10	23	7	0	0	0	0	0	0	44
06:30	1	0	0	0	1	19	24	14	2	0	0	0	0	0	61
06:45	1	0	0	0	2	45	34	3	2	0	0	0	0	0	87
	2	0	0	1	8	85	93	32	6	0	0	0	0	0	227
07:00	1	0	0	0	2	27	43	7	1	0	0	0	0	0	81
07:15	0	0	0	0	11	44	22	10	2	0	0	0	0	0	89
07:30	1	0	0	0	5	31	30	15	0	0	0	0	0	1	83
07:45	2	0	0	0	11	64	48	5	0	0	0	0	0	0	130
	4	0	0	0	29	166	143	37	3	0	0	0	0	1	383
08:00	3	1	0	1	4	42	40	16	1	0	0	0	0	0	108
08:15	4	0	0	0	15	47	24	6	0	0	0	0	0	0	96
08:30	2	1	0	0	15	40	31	16	0	1	0	0	0	0	106
08:45	3	0	0	0	2	28	33	13	4	0	0	0	0	0	83
	12	2	0	1	36	157	128	51	5	1	0	0	0	0	393
09:00	2	0	0	0	7	33	27	2	0	0	0	0	0	0	71
09:15	1	0	0	0	5	21	33	7	0	2	0	0	0	0	69
09:30	1	0	0	0	2	25	15	8	1	0	0	0	0	0	52
09:45	1	0	0	0	6	20	18	11	2	0	0	0	0	0	58
	5	0	0	0	20	99	93	28	3	2	0	0	0	0	250
10:00	1	0	0	0	11	34	29	1	0	1	0	0	0	0	77
10:15	0	1	0	0	2	19	15	13	2	1	0	0	0	0	53
10:30	1	0	0	0	5	28	19	8	2	0	0	0	0	0	63
10:45	1	1	0	0	5	21	20	21	1	0	0	0	0	0	70
	3	2	0	0	23	102	83	43	5	2	0	0	0	0	263
11:00	3	0	4	0	6	26	22	5	1	1	0	0	0	0	68
11:15	1	0	0	0	8	25	16	6	4	0	0	0	0	0	60
11:30	3	0	0	0	2	18	29	4	1	0	0	0	0	0	57
11:45	0	0	0	0	5	23	29	8	2	0	0	0	0	0	67
	7	0	4	0	21	92	96	23	8	1	0	0	0	0	252
Total	40	4	4	4	151	789	728	238	37	7	0	0	0	1	2003

VHB Engineering NC, PC

4000 WestChase Boulevard, Suite 530
Raleigh, NC 27607
p: 919-829-0328 f: 919-829-0329

Site Code: NC 56
Station ID: 10
NC 56
West of Lake Rogers
Date Start: 02-Dec-14

Westbound

Start Time	1 15	16 20	21 25	26 30	31 35	36 40	41 45	46 50	51 55	56 60	61 65	66 70	71 75	76 999	Total
12 PM	4	0	0	1	6	25	31	9	2	0	0	0	0	0	78
12:15	3	0	0	0	0	19	31	12	3	0	0	0	0	0	68
12:30	3	0	0	0	7	14	31	18	0	1	0	0	0	0	74
12:45	1	0	0	0	10	18	29	7	1	0	0	0	0	0	66
	11	0	0	1	23	76	122	46	6	1	0	0	0	0	286
13:00	3	0	0	0	0	22	24	18	3	0	0	0	0	0	70
13:15	2	0	0	0	3	21	28	9	2	0	0	0	0	0	65
13:30	5	0	0	0	2	25	23	14	1	0	0	0	0	0	70
13:45	2	0	0	2	0	14	34	7	4	0	1	0	0	0	64
	12	0	0	2	5	82	109	48	10	0	1	0	0	0	269
14:00	4	0	0	0	4	21	28	11	4	0	0	0	0	0	72
14:15	4	0	0	2	7	26	29	10	4	0	0	0	0	0	82
14:30	1	0	0	0	2	16	29	15	4	4	0	0	0	0	71
14:45	1	0	0	0	3	19	40	13	2	0	0	0	0	0	78
	10	0	0	2	16	82	126	49	14	4	0	0	0	0	303
15:00	5	0	0	0	0	18	21	14	10	2	0	0	0	0	70
15:15	1	0	0	0	3	7	27	15	0	1	0	0	0	0	54
15:30	3	0	0	0	4	25	25	12	2	1	0	0	0	0	72
15:45	3	0	0	0	5	22	34	23	2	1	1	0	0	0	91
	12	0	0	0	12	72	107	64	14	5	1	0	0	0	287
16:00	4	0	0	0	3	11	44	13	6	1	0	0	0	0	82
16:15	4	0	0	0	4	13	23	13	3	0	0	0	0	0	60
16:30	2	0	1	0	2	36	23	6	4	1	0	0	0	0	75
16:45	7	0	0	0	3	18	28	19	3	0	0	0	0	0	78
	17	0	1	0	12	78	118	51	16	2	0	0	0	0	295
17:00	4	0	0	0	0	23	37	12	2	0	0	0	0	0	78
17:15	4	0	0	0	3	41	31	11	0	1	0	0	0	0	91
17:30	2	0	0	0	7	23	36	9	4	0	0	0	0	0	81
17:45	5	0	0	0	7	26	26	9	0	0	0	0	0	0	73
	15	0	0	0	17	113	130	41	6	1	0	0	0	0	323
18:00	1	1	0	2	2	24	31	9	2	0	0	0	0	0	72
18:15	4	0	0	1	10	20	23	13	3	0	0	0	0	0	74
18:30	1	0	0	0	9	21	17	8	0	0	0	0	0	0	56
18:45	0	0	0	0	5	24	31	5	0	0	0	0	0	0	65
	6	1	0	3	26	89	102	35	5	0	0	0	0	0	267
19:00	0	0	0	0	1	16	20	10	2	0	0	0	0	0	49
19:15	1	0	0	0	0	16	18	3	1	0	0	0	0	0	39
19:30	1	0	0	0	2	8	15	7	2	0	0	0	0	0	35
19:45	3	1	0	0	3	11	21	6	1	0	0	0	0	0	46
	5	1	0	0	6	51	74	26	6	0	0	0	0	0	169
20:00	0	0	0	0	1	15	17	6	1	0	0	0	0	0	40
20:15	1	0	0	0	2	11	12	3	2	0	0	0	0	0	31
20:30	1	0	0	0	4	7	11	5	1	0	0	0	0	0	29
20:45	0	0	0	0	1	12	14	3	1	0	0	0	0	0	31
	2	0	0	0	8	45	54	17	5	0	0	0	0	0	131
21:00	0	0	0	0	3	8	4	3	5	0	0	0	0	0	23
21:15	2	0	0	0	0	6	4	4	1	0	0	0	0	0	17
21:30	0	0	0	0	0	5	13	6	0	1	0	0	0	0	25
21:45	0	0	0	0	1	5	5	8	0	0	0	0	0	0	19
	2	0	0	0	4	24	26	21	6	1	0	0	0	0	84
22:00	0	0	0	0	0	4	6	3	1	0	0	0	0	0	14
22:15	0	0	0	0	1	3	5	1	0	0	0	0	0	0	10
22:30	0	0	0	0	0	10	8	4	2	0	0	0	0	0	24
22:45	0	0	0	0	0	5	1	5	0	0	0	0	0	0	11
	0	0	0	0	1	22	20	13	3	0	0	0	0	0	59
23:00	1	0	0	0	1	1	4	2	1	0	0	0	0	0	10
23:15	0	0	0	0	0	2	4	0	1	0	0	0	0	0	7
23:30	0	0	0	0	0	1	9	4	2	0	0	0	0	0	16
23:45	0	0	0	0	0	4	0	2	0	0	0	0	0	0	6
	1	0	0	0	1	8	17	8	4	0	0	0	0	0	39
Total	93	2	1	8	131	742	1005	419	95	14	2	0	0	0	2512

VHB Engineering NC, PC

4000 WestChase Boulevard, Suite 530
Raleigh, NC 27607
p: 919-829-0328 f: 919-829-0329

Site Code: NC 56
Station ID: 10
NC 56
West of Lake Rogers
Date Start: 02-Dec-14

Westbound

Start Time	1 15	16 20	21 25	26 30	31 35	36 40	41 45	46 50	51 55	56 60	61 65	66 70	71 75	76 999	Total
12/04/1															
4	0	0	0	0	0	1	0	1	0	0	0	0	0	0	2
00:15	0	0	0	0	0	2	4	0	1	0	0	0	0	0	7
00:30	0	0	0	2	1	0	3	0	0	0	0	0	0	0	6
00:45	0	0	0	0	0	2	1	1	0	0	0	0	0	0	4
	0	0	0	2	1	5	8	2	1	0	0	0	0	0	19
01:00	0	0	0	0	0	0	1	0	0	0	0	0	0	0	1
01:15	0	0	0	0	0	1	0	0	0	0	0	0	0	0	1
01:30	0	0	0	0	0	0	0	0	0	0	0	0	0	0	0
01:45	0	0	0	0	0	0	0	0	2	0	0	0	0	0	2
	0	0	0	0	0	1	1	0	2	0	0	0	0	0	4
02:00	0	0	0	0	0	1	3	0	0	0	1	0	0	0	5
02:15	0	0	0	0	0	0	2	1	1	0	0	0	0	0	4
02:30	0	0	0	0	0	0	1	0	1	0	0	0	0	0	2
02:45	0	0	0	0	1	0	1	0	0	0	0	0	0	0	2
	0	0	0	0	1	1	7	1	2	0	1	0	0	0	13
03:00	0	0	0	0	0	0	0	0	1	0	0	0	0	0	1
03:15	0	0	0	0	0	0	2	0	0	0	0	0	0	0	2
03:30	0	0	0	0	0	0	0	0	0	0	1	0	0	0	1
03:45	0	0	0	0	1	0	2	1	0	0	1	0	0	0	5
	0	0	0	0	1	0	4	1	1	0	2	0	0	0	9
04:00	1	0	0	0	2	0	2	0	0	0	0	0	0	0	5
04:15	0	0	0	0	0	1	1	0	0	0	0	0	0	0	2
04:30	0	0	0	0	0	2	8	1	0	0	0	0	0	0	11
04:45	0	0	0	0	1	3	10	5	1	0	0	0	0	0	20
	1	0	0	0	3	6	21	6	1	0	0	0	0	0	38
05:00	0	0	0	0	0	4	6	3	0	0	0	0	0	0	13
05:15	0	0	0	0	0	5	4	5	0	0	0	0	0	0	14
05:30	2	0	0	0	2	14	19	5	0	0	0	0	0	0	42
05:45	0	0	0	0	4	18	21	9	0	0	0	0	0	0	52
	2	0	0	0	6	41	50	22	0	0	0	0	0	0	121
06:00	0	0	0	0	2	13	15	4	3	0	0	0	0	0	37
06:15	0	0	0	0	1	11	21	8	0	3	0	0	0	0	44
06:30	1	0	0	1	0	10	19	14	2	0	0	0	0	0	47
06:45	1	0	0	1	2	26	32	12	1	0	0	0	0	0	75
	2	0	0	2	5	60	87	38	6	3	0	0	0	0	203
07:00	3	0	0	0	2	19	28	6	3	0	0	0	0	0	61
07:15	0	0	0	0	4	44	35	8	2	0	0	0	0	0	93
07:30	3	0	0	0	0	35	43	21	3	0	0	0	0	0	105
07:45	5	1	0	0	11	39	65	12	2	0	0	0	0	0	135
	11	1	0	0	17	137	171	47	10	0	0	0	0	0	394
08:00	1	0	0	0	6	27	43	19	6	0	0	0	0	0	102
08:15	3	0	0	0	0	38	38	13	6	0	0	0	0	0	98
08:30	3	1	0	0	5	28	35	10	4	0	0	0	0	0	86
08:45	3	0	0	0	6	20	24	6	6	0	0	0	0	0	65
	10	1	0	0	17	113	140	48	22	0	0	0	0	0	351
09:00	0	0	0	0	1	23	31	14	1	0	0	0	0	0	70
09:15	2	0	0	1	0	13	25	14	6	0	0	0	0	0	61
09:30	1	0	0	0	2	16	22	23	4	0	0	0	0	0	68
09:45	1	0	0	0	1	16	29	14	3	0	0	0	0	0	64
	4	0	0	1	4	68	107	65	14	0	0	0	0	0	263
10:00	0	0	0	0	1	15	35	11	3	1	0	0	0	0	66
10:15	2	0	0	0	0	14	32	20	2	1	0	0	0	0	71
10:30	2	0	0	0	2	29	30	8	1	0	1	0	0	0	73
10:45	2	0	0	0	6	25	24	9	1	1	0	0	0	0	68
	6	0	0	0	9	83	121	48	7	3	1	0	0	0	278
11:00	0	0	0	0	3	22	21	9	4	0	0	0	0	0	59
11:15	3	1	0	1	3	16	29	12	0	0	0	0	0	0	65
11:30	3	0	0	0	1	24	31	13	2	1	0	0	0	0	75
11:45	0	0	0	0	2	24	38	18	4	0	0	0	0	0	86
	6	1	0	1	9	86	119	52	10	1	0	0	0	0	285
Total	42	3	0	6	73	601	836	330	76	7	4	0	0	0	1978

VHB Engineering NC, PC

4000 WestChase Boulevard, Suite 530
Raleigh, NC 27607
p: 919-829-0328 f: 919-829-0329

Site Code: NC 56
Station ID: 10
NC 56
West of Lake Rogers
Date Start: 02-Dec-14

Westbound

Start Time	1 15	16 20	21 25	26 30	31 35	36 40	41 45	46 50	51 55	56 60	61 65	66 70	71 75	76 999	Total
12 PM	3	0	0	0	0	11	39	20	3	0	1	0	0	0	77
12:15	6	0	0	0	1	19	35	22	3	0	0	0	0	0	86
12:30	5	0	0	0	2	25	32	14	5	0	0	0	0	0	83
12:45	2	0	0	2	3	25	26	7	5	0	1	0	0	0	71
	16	0	0	2	6	80	132	63	16	0	2	0	0	0	317
13:00	3	0	0	0	2	13	29	14	2	0	0	0	0	0	63
13:15	2	0	0	0	1	20	33	13	4	0	0	0	0	0	73
13:30	2	0	0	1	2	22	20	12	3	1	0	0	0	0	63
13:45	2	0	0	0	1	10	35	14	6	0	0	0	0	0	68
	9	0	0	1	6	65	117	53	15	1	0	0	0	0	267
14:00	2	0	0	0	1	31	33	17	1	0	0	0	0	0	85
14:15	3	0	0	0	2	25	37	11	2	0	0	0	0	0	80
14:30	4	0	0	0	1	12	29	14	4	1	1	0	0	0	66
14:45	3	0	0	1	2	16	26	18	2	0	0	0	0	0	68
	12	0	0	1	6	84	125	60	9	1	1	0	0	0	299
15:00	2	0	1	0	4	19	29	16	6	0	0	0	0	0	77
15:15	4	0	0	0	2	18	24	21	7	1	0	0	0	0	77
15:30	3	0	0	0	1	16	31	8	2	0	0	0	0	0	61
15:45	3	0	0	0	3	24	41	10	4	0	0	0	0	0	85
	12	0	1	0	10	77	125	55	19	1	0	0	0	0	300
16:00	*	*	*	*	*	*	*	*	*	*	*	*	*	*	*
16:15	*	*	*	*	*	*	*	*	*	*	*	*	*	*	*
16:30	*	*	*	*	*	*	*	*	*	*	*	*	*	*	*
16:45	*	*	*	*	*	*	*	*	*	*	*	*	*	*	*
	0	0	0	0	0	0	0	0	0	0	0	0	0	0	0
17:00	*	*	*	*	*	*	*	*	*	*	*	*	*	*	*
17:15	*	*	*	*	*	*	*	*	*	*	*	*	*	*	*
17:30	*	*	*	*	*	*	*	*	*	*	*	*	*	*	*
17:45	*	*	*	*	*	*	*	*	*	*	*	*	*	*	*
	0	0	0	0	0	0	0	0	0	0	0	0	0	0	0
18:00	*	*	*	*	*	*	*	*	*	*	*	*	*	*	*
18:15	*	*	*	*	*	*	*	*	*	*	*	*	*	*	*
18:30	*	*	*	*	*	*	*	*	*	*	*	*	*	*	*
18:45	*	*	*	*	*	*	*	*	*	*	*	*	*	*	*
	0	0	0	0	0	0	0	0	0	0	0	0	0	0	0
19:00	*	*	*	*	*	*	*	*	*	*	*	*	*	*	*
19:15	*	*	*	*	*	*	*	*	*	*	*	*	*	*	*
19:30	*	*	*	*	*	*	*	*	*	*	*	*	*	*	*
19:45	*	*	*	*	*	*	*	*	*	*	*	*	*	*	*
	0	0	0	0	0	0	0	0	0	0	0	0	0	0	0
20:00	*	*	*	*	*	*	*	*	*	*	*	*	*	*	*
20:15	*	*	*	*	*	*	*	*	*	*	*	*	*	*	*
20:30	*	*	*	*	*	*	*	*	*	*	*	*	*	*	*
20:45	*	*	*	*	*	*	*	*	*	*	*	*	*	*	*
	0	0	0	0	0	0	0	0	0	0	0	0	0	0	0
21:00	*	*	*	*	*	*	*	*	*	*	*	*	*	*	*
21:15	*	*	*	*	*	*	*	*	*	*	*	*	*	*	*
21:30	*	*	*	*	*	*	*	*	*	*	*	*	*	*	*
21:45	*	*	*	*	*	*	*	*	*	*	*	*	*	*	*
	0	0	0	0	0	0	0	0	0	0	0	0	0	0	0
22:00	*	*	*	*	*	*	*	*	*	*	*	*	*	*	*
22:15	*	*	*	*	*	*	*	*	*	*	*	*	*	*	*
22:30	*	*	*	*	*	*	*	*	*	*	*	*	*	*	*
22:45	*	*	*	*	*	*	*	*	*	*	*	*	*	*	*
	0	0	0	0	0	0	0	0	0	0	0	0	0	0	0
23:00	*	*	*	*	*	*	*	*	*	*	*	*	*	*	*
23:15	*	*	*	*	*	*	*	*	*	*	*	*	*	*	*
23:30	*	*	*	*	*	*	*	*	*	*	*	*	*	*	*
23:45	*	*	*	*	*	*	*	*	*	*	*	*	*	*	*
	0	0	0	0	0	0	0	0	0	0	0	0	0	0	0
Total	49	0	1	4	28	306	499	231	59	3	3	0	0	0	1183
Grand Total	263	9	6	28	492	2944	3522	1333	296	33	10	0	0	1	8937

	15th Percentile :	35 MPH
	50th Percentile :	40 MPH
	85th Percentile :	46 MPH
	95th Percentile :	50 MPH
Stats	Mean Speed(Average) :	40 MPH
	10 MPH Pace Speed :	37-46 MPH
	Number in Pace :	5818
	Percent in Pace :	65.1%
	Number of Vehicles > 55 MPH :	44

Percent of Vehicles > 55 MPH : 0.5%

VHB Engineering NC, PC

4000 WestChase Boulevard, Suite 530
Raleigh, NC 27607
p: 919-829-0328 f: 919-829-0329

Site Code: NC 56
Station ID: 10
NC 56
West of Lake Rogers
Date Start: 02-Dec-14

Eastbound, Westbound

Start Time	1 15	16 20	21 25	26 30	31 35	36 40	41 45	46 50	51 55	56 60	61 65	66 70	71 75	76 999	Total
12/02/14															
	*	*	*	*	*	*	*	*	*	*	*	*	*	*	*
00:15	*	*	*	*	*	*	*	*	*	*	*	*	*	*	*
00:30	*	*	*	*	*	*	*	*	*	*	*	*	*	*	*
00:45	*	*	*	*	*	*	*	*	*	*	*	*	*	*	*
	0	0	0	0	0	0	0	0	0	0	0	0	0	0	0
01:00	*	*	*	*	*	*	*	*	*	*	*	*	*	*	*
01:15	*	*	*	*	*	*	*	*	*	*	*	*	*	*	*
01:30	*	*	*	*	*	*	*	*	*	*	*	*	*	*	*
01:45	*	*	*	*	*	*	*	*	*	*	*	*	*	*	*
	0	0	0	0	0	0	0	0	0	0	0	0	0	0	0
02:00	*	*	*	*	*	*	*	*	*	*	*	*	*	*	*
02:15	*	*	*	*	*	*	*	*	*	*	*	*	*	*	*
02:30	*	*	*	*	*	*	*	*	*	*	*	*	*	*	*
02:45	*	*	*	*	*	*	*	*	*	*	*	*	*	*	*
	0	0	0	0	0	0	0	0	0	0	0	0	0	0	0
03:00	*	*	*	*	*	*	*	*	*	*	*	*	*	*	*
03:15	*	*	*	*	*	*	*	*	*	*	*	*	*	*	*
03:30	*	*	*	*	*	*	*	*	*	*	*	*	*	*	*
03:45	*	*	*	*	*	*	*	*	*	*	*	*	*	*	*
	0	0	0	0	0	0	0	0	0	0	0	0	0	0	0
04:00	*	*	*	*	*	*	*	*	*	*	*	*	*	*	*
04:15	*	*	*	*	*	*	*	*	*	*	*	*	*	*	*
04:30	*	*	*	*	*	*	*	*	*	*	*	*	*	*	*
04:45	*	*	*	*	*	*	*	*	*	*	*	*	*	*	*
	0	0	0	0	0	0	0	0	0	0	0	0	0	0	0
05:00	*	*	*	*	*	*	*	*	*	*	*	*	*	*	*
05:15	*	*	*	*	*	*	*	*	*	*	*	*	*	*	*
05:30	*	*	*	*	*	*	*	*	*	*	*	*	*	*	*
05:45	*	*	*	*	*	*	*	*	*	*	*	*	*	*	*
	0	0	0	0	0	0	0	0	0	0	0	0	0	0	0
06:00	*	*	*	*	*	*	*	*	*	*	*	*	*	*	*
06:15	*	*	*	*	*	*	*	*	*	*	*	*	*	*	*
06:30	*	*	*	*	*	*	*	*	*	*	*	*	*	*	*
06:45	*	*	*	*	*	*	*	*	*	*	*	*	*	*	*
	0	0	0	0	0	0	0	0	0	0	0	0	0	0	0
07:00	*	*	*	*	*	*	*	*	*	*	*	*	*	*	*
07:15	*	*	*	*	*	*	*	*	*	*	*	*	*	*	*
07:30	*	*	*	*	*	*	*	*	*	*	*	*	*	*	*
07:45	*	*	*	*	*	*	*	*	*	*	*	*	*	*	*
	0	0	0	0	0	0	0	0	0	0	0	0	0	0	0
08:00	*	*	*	*	*	*	*	*	*	*	*	*	*	*	*
08:15	*	*	*	*	*	*	*	*	*	*	*	*	*	*	*
08:30	*	*	*	*	*	*	*	*	*	*	*	*	*	*	*
08:45	*	*	*	*	*	*	*	*	*	*	*	*	*	*	*
	0	0	0	0	0	0	0	0	0	0	0	0	0	0	0
09:00	*	*	*	*	*	*	*	*	*	*	*	*	*	*	*
09:15	*	*	*	*	*	*	*	*	*	*	*	*	*	*	*
09:30	*	*	*	*	*	*	*	*	*	*	*	*	*	*	*
09:45	*	*	*	*	*	*	*	*	*	*	*	*	*	*	*
	0	0	0	0	0	0	0	0	0	0	0	0	0	0	0
10:00	*	*	*	*	*	*	*	*	*	*	*	*	*	*	*
10:15	*	*	*	*	*	*	*	*	*	*	*	*	*	*	*
10:30	*	*	*	*	*	*	*	*	*	*	*	*	*	*	*
10:45	*	*	*	*	*	*	*	*	*	*	*	*	*	*	*
	0	0	0	0	0	0	0	0	0	0	0	0	0	0	0
11:00	*	*	*	*	*	*	*	*	*	*	*	*	*	*	*
11:15	*	*	*	*	*	*	*	*	*	*	*	*	*	*	*
11:30	*	*	*	*	*	*	*	*	*	*	*	*	*	*	*
11:45	*	*	*	*	*	*	*	*	*	*	*	*	*	*	*
	0	0	0	0	0	0	0	0	0	0	0	0	0	0	0
Total	0	0	0	0	0	0	0	0	0	0	0	0	0	0	0

VHB Engineering NC, PC

4000 WestChase Boulevard, Suite 530
Raleigh, NC 27607
p: 919-829-0328 f: 919-829-0329

Site Code: NC 56
Station ID: 10
NC 56
West of Lake Rogers
Date Start: 02-Dec-14

Eastbound, Westbound

Start Time	1 15	16 20	21 25	26 30	31 35	36 40	41 45	46 50	51 55	56 60	61 65	66 70	71 75	76 999	Total
12 PM	*	*	*	*	*	*	*	*	*	*	*	*	*	*	*
12:15	*	*	*	*	*	*	*	*	*	*	*	*	*	*	*
12:30	*	*	*	*	*	*	*	*	*	*	*	*	*	*	*
12:45	*	*	*	*	*	*	*	*	*	*	*	*	*	*	*
	0	0	0	0	0	0	0	0	0	0	0	0	0	0	0
13:00	*	*	*	*	*	*	*	*	*	*	*	*	*	*	*
13:15	*	*	*	*	*	*	*	*	*	*	*	*	*	*	*
13:30	*	*	*	*	*	*	*	*	*	*	*	*	*	*	*
13:45	*	*	*	*	*	*	*	*	*	*	*	*	*	*	*
	0	0	0	0	0	0	0	0	0	0	0	0	0	0	0
14:00	*	*	*	*	*	*	*	*	*	*	*	*	*	*	*
14:15	*	*	*	*	*	*	*	*	*	*	*	*	*	*	*
14:30	*	*	*	*	*	*	*	*	*	*	*	*	*	*	*
14:45	*	*	*	*	*	*	*	*	*	*	*	*	*	*	*
	0	0	0	0	0	0	0	0	0	0	0	0	0	0	0
15:00	*	*	*	*	*	*	*	*	*	*	*	*	*	*	*
15:15	*	*	*	*	*	*	*	*	*	*	*	*	*	*	*
15:30	*	*	*	*	*	*	*	*	*	*	*	*	*	*	*
15:45	*	*	*	*	*	*	*	*	*	*	*	*	*	*	*
	0	0	0	0	0	0	0	0	0	0	0	0	0	0	0
16:00	3	0	0	1	17	76	71	21	2	0	0	0	0	0	191
16:15	10	0	0	2	12	67	84	22	3	0	0	0	0	0	200
16:30	7	0	1	6	17	68	65	18	7	0	0	0	0	0	189
16:45	13	0	1	2	19	54	82	18	3	2	0	0	0	0	194
	33	0	2	11	65	265	302	79	15	2	0	0	0	0	774
17:00	11	0	0	1	11	70	64	20	3	0	0	0	0	0	180
17:15	4	0	0	2	28	88	65	15	5	0	0	0	0	0	207
17:30	7	0	0	0	22	69	64	14	4	0	0	0	0	0	180
17:45	7	0	0	0	15	57	62	16	7	0	0	0	0	0	164
	29	0	0	3	76	284	255	65	19	0	0	0	0	0	731
18:00	5	0	1	2	22	47	50	18	0	0	0	0	0	0	145
18:15	1	0	0	4	21	65	42	15	3	1	0	0	0	0	152
18:30	4	0	0	0	11	59	30	7	5	1	0	0	0	0	117
18:45	5	2	0	0	12	53	45	10	4	1	0	0	0	0	132
	15	2	1	6	66	224	167	50	12	3	0	0	0	0	546
19:00	1	0	0	0	10	42	43	19	3	0	0	0	0	0	118
19:15	2	0	0	0	11	40	34	10	3	0	0	0	0	0	100
19:30	2	0	0	0	3	29	38	10	4	0	0	0	0	0	86
19:45	1	0	0	0	10	41	24	9	1	0	0	0	0	0	86
	6	0	0	0	34	152	139	48	11	0	0	0	0	0	390
20:00	4	0	0	0	7	31	24	9	0	0	0	0	0	0	75
20:15	1	0	0	1	6	32	25	7	0	0	0	0	0	0	72
20:30	0	0	0	0	2	25	18	9	3	0	0	0	0	0	57
20:45	0	0	0	0	1	17	13	3	2	0	0	0	0	0	36
	5	0	0	1	16	105	80	28	5	0	0	0	0	0	240
21:00	1	0	0	0	4	15	16	10	1	0	0	0	0	0	47
21:15	0	0	0	0	4	12	14	7	0	2	0	0	0	0	39
21:30	0	0	0	0	5	11	16	7	2	0	0	0	0	0	41
21:45	1	0	0	0	2	10	15	4	2	0	1	0	0	0	35
	2	0	0	0	15	48	61	28	5	2	1	0	0	0	162
22:00	1	0	0	0	4	8	12	2	3	0	0	0	0	0	30
22:15	0	0	0	0	2	8	15	7	0	0	0	0	0	0	32
22:30	0	0	0	1	2	15	16	4	1	1	0	0	0	0	40
22:45	0	0	0	0	6	14	6	3	1	0	0	0	0	0	30
	1	0	0	1	14	45	49	16	5	1	0	0	0	0	132
23:00	0	0	0	1	3	21	14	4	0	0	0	0	0	0	43
23:15	0	0	0	0	1	13	7	0	3	0	0	0	0	0	24
23:30	0	0	0	0	1	9	5	2	0	0	0	0	0	0	17
23:45	0	0	0	0	0	3	4	5	1	0	0	0	0	0	13
	0	0	0	1	5	46	30	11	4	0	0	0	0	0	97
Total	91	2	3	23	291	1169	1083	325	76	8	1	0	0	0	3072

VHB Engineering NC, PC

4000 WestChase Boulevard, Suite 530
Raleigh, NC 27607
p: 919-829-0328 f: 919-829-0329

Site Code: NC 56
Station ID: 10
NC 56
West of Lake Rogers
Date Start: 02-Dec-14

Eastbound, Westbound

Start Time	1 15	16 20	21 25	26 30	31 35	36 40	41 45	46 50	51 55	56 60	61 65	66 70	71 75	76 999	Total
12/03/1															
4	1	0	1	0	1	4	1	2	0	0	0	0	0	0	10
00:15	0	0	0	1	1	2	3	2	0	0	0	0	0	0	9
00:30	0	0	0	0	2	7	5	1	0	0	0	0	0	0	15
00:45	1	0	0	0	0	1	0	2	0	0	0	0	0	0	4
	2	0	1	1	4	14	9	7	0	0	0	0	0	0	38
01:00	1	0	0	0	4	2	1	0	0	0	0	0	0	0	8
01:15	0	0	0	0	0	4	5	1	0	0	0	0	0	0	10
01:30	0	0	0	0	1	1	2	0	0	0	0	0	0	0	4
01:45	0	0	0	0	0	1	0	0	0	0	0	0	0	0	1
	1	0	0	0	5	8	8	1	0	0	0	0	0	0	23
02:00	0	0	0	0	0	1	0	0	0	0	0	0	0	0	1
02:15	1	0	0	0	0	2	3	1	0	0	0	0	0	0	7
02:30	0	0	0	0	0	3	3	1	0	0	0	0	0	0	7
02:45	0	0	0	0	1	3	4	1	0	0	0	0	0	0	9
	1	0	0	0	1	9	10	3	0	0	0	0	0	0	24
03:00	0	0	0	0	1	5	1	1	0	1	0	0	0	0	9
03:15	0	0	0	0	1	5	0	0	0	0	0	0	0	0	6
03:30	0	0	0	0	0	4	5	1	0	0	0	0	0	0	10
03:45	0	0	0	0	3	1	1	1	1	0	0	0	0	0	7
	0	0	0	0	5	15	7	3	1	1	0	0	0	0	32
04:00	0	0	0	2	2	1	0	0	0	0	0	0	0	0	5
04:15	0	0	0	0	0	3	3	2	1	1	0	0	0	0	10
04:30	0	0	0	1	0	2	4	1	0	0	0	0	0	0	8
04:45	1	0	0	0	0	15	8	4	1	0	0	0	0	0	29
	1	0	0	3	2	21	15	7	2	1	0	0	0	0	52
05:00	0	0	0	2	2	8	8	2	0	0	0	0	0	0	22
05:15	0	0	0	0	3	9	22	2	1	0	0	0	0	0	37
05:30	3	0	0	0	1	22	26	7	1	0	0	0	0	0	60
05:45	0	0	0	0	1	19	28	7	4	0	0	0	0	0	59
	3	0	0	2	7	58	84	18	6	0	0	0	0	0	178
06:00	0	0	0	0	2	19	19	11	4	0	0	0	0	0	55
06:15	1	0	0	1	4	13	29	12	2	0	0	0	0	0	62
06:30	3	0	0	1	3	26	35	19	2	0	0	0	0	0	89
06:45	3	0	0	0	2	55	42	7	5	0	0	0	0	0	114
	7	0	0	2	11	113	125	49	13	0	0	0	0	0	320
07:00	1	0	0	1	7	56	74	9	3	0	0	0	0	0	151
07:15	1	0	0	0	22	63	33	16	4	0	0	0	0	0	139
07:30	2	0	0	0	12	44	41	26	2	1	0	0	0	1	129
07:45	5	0	0	0	15	83	67	14	1	0	0	0	0	0	185
	9	0	0	1	56	246	215	65	10	1	0	0	0	1	604
08:00	4	2	0	1	15	64	57	21	6	0	0	0	0	0	170
08:15	6	0	0	0	25	67	47	17	0	0	0	0	0	0	162
08:30	2	1	0	0	19	56	46	21	3	1	0	0	0	0	149
08:45	4	0	0	0	12	49	47	16	4	0	0	0	0	0	132
	16	3	0	1	71	236	197	75	13	1	0	0	0	0	613
09:00	6	0	1	1	10	49	36	9	1	2	0	0	0	0	115
09:15	2	0	0	2	10	35	50	14	3	5	0	0	0	0	121
09:30	2	0	0	0	3	52	29	20	3	0	0	0	0	0	109
09:45	3	0	0	0	9	31	35	20	3	0	0	0	0	0	101
	13	0	1	3	32	167	150	63	10	7	0	0	0	0	446
10:00	5	0	0	0	13	54	45	5	2	1	0	0	0	0	125
10:15	0	1	0	1	6	36	29	27	4	2	0	0	0	0	106
10:30	1	0	0	0	11	39	34	14	8	0	0	0	0	0	107
10:45	4	1	0	2	9	33	30	29	3	0	0	0	0	0	111
	10	2	0	3	39	162	138	75	17	3	0	0	0	0	449
11:00	5	0	4	0	16	46	43	16	4	1	0	0	0	0	135
11:15	1	0	0	0	14	47	37	13	7	0	0	0	0	0	119
11:30	4	0	0	0	10	39	47	9	3	1	0	0	0	0	113
11:45	3	0	0	0	11	47	43	12	5	0	0	0	0	0	121
	13	0	4	0	51	179	170	50	19	2	0	0	0	0	488
Total	76	5	6	16	284	1228	1128	416	91	16	0	0	0	1	3267

VHB Engineering NC, PC

4000 WestChase Boulevard, Suite 530
Raleigh, NC 27607
p: 919-829-0328 f: 919-829-0329

Site Code: NC 56
Station ID: 10
NC 56
West of Lake Rogers
Date Start: 02-Dec-14

Eastbound, Westbound

Start Time	1 15	16 20	21 25	26 30	31 35	36 40	41 45	46 50	51 55	56 60	61 65	66 70	71 75	76 999	Total
12 PM	10	0	0	2	13	49	64	16	3	1	0	0	0	0	158
12:15	5	0	0	0	4	55	48	27	8	0	0	0	0	0	147
12:30	4	0	1	3	15	38	52	29	0	1	0	0	0	0	143
12:45	5	0	0	0	17	40	47	20	2	0	0	0	0	0	131
	24	0	1	5	49	182	211	92	13	2	0	0	0	0	579
13:00	5	0	0	0	5	36	42	28	8	0	0	0	0	0	124
13:15	5	0	0	3	16	45	50	21	3	1	0	0	0	0	144
13:30	6	0	0	0	8	54	51	25	1	0	0	0	0	0	145
13:45	3	0	0	4	10	41	58	19	7	0	1	0	0	0	143
	19	0	0	7	39	176	201	93	19	1	1	0	0	0	556
14:00	6	0	1	2	11	44	53	23	6	0	0	0	0	0	146
14:15	6	0	0	4	13	47	52	18	4	0	0	0	0	0	144
14:30	2	0	0	0	3	41	44	34	7	4	0	0	0	0	135
14:45	7	0	0	0	16	53	70	22	2	0	0	0	0	0	170
	21	0	1	6	43	185	219	97	19	4	0	0	0	0	595
15:00	8	0	0	0	1	48	67	27	12	2	0	0	0	0	165
15:15	3	0	1	1	6	47	53	30	3	2	0	0	0	0	146
15:30	12	0	0	0	4	66	61	20	4	3	0	0	0	0	170
15:45	4	0	0	2	20	78	63	35	4	2	1	0	0	0	209
	27	0	1	3	31	239	244	112	23	9	1	0	0	0	690
16:00	8	0	1	0	13	45	80	24	10	1	0	0	0	0	182
16:15	7	2	2	5	10	59	68	22	6	0	0	0	0	0	181
16:30	4	0	1	0	6	77	65	18	8	3	0	0	0	0	182
16:45	9	0	0	0	9	78	60	40	3	1	0	0	0	0	200
	28	2	4	5	38	259	273	104	27	5	0	0	0	0	745
17:00	10	0	0	0	18	71	84	25	2	0	0	0	0	1	211
17:15	8	0	0	0	23	109	65	25	2	1	0	0	0	0	233
17:30	4	0	0	1	18	78	77	24	4	0	0	0	0	0	206
17:45	6	0	0	1	15	69	61	19	2	0	0	0	0	0	173
	28	0	0	2	74	327	287	93	10	1	0	0	0	1	823
18:00	2	1	2	2	5	64	63	18	2	0	1	0	0	0	160
18:15	8	0	0	1	18	73	55	22	3	0	0	0	0	0	180
18:30	2	0	0	0	21	60	52	16	2	0	0	0	0	0	153
18:45	0	0	1	0	12	46	55	10	1	0	0	0	0	0	125
	12	1	3	3	56	243	225	66	8	0	1	0	0	0	618
19:00	4	0	0	0	1	53	38	18	4	2	0	0	0	0	120
19:15	2	0	0	0	7	44	32	9	3	0	0	0	0	0	97
19:30	5	2	1	1	5	34	39	12	3	0	0	0	0	0	102
19:45	3	1	0	1	12	31	30	10	1	1	0	0	0	0	90
	14	3	1	2	25	162	139	49	11	3	0	0	0	0	409
20:00	0	0	0	0	2	31	29	14	2	0	0	0	0	0	78
20:15	2	0	0	0	3	32	23	12	3	0	0	0	0	0	75
20:30	2	0	0	0	6	28	26	6	2	0	0	0	0	0	70
20:45	0	0	0	0	2	29	29	9	2	0	0	0	0	0	71
	4	0	0	0	13	120	107	41	9	0	0	0	0	0	294
21:00	0	0	0	0	4	22	19	9	7	0	0	0	0	0	61
21:15	2	0	0	0	4	15	15	12	3	1	0	0	0	0	52
21:30	2	0	0	0	0	11	27	10	3	2	0	0	0	0	55
21:45	0	0	0	0	3	10	9	12	2	1	0	0	0	0	37
	4	0	0	0	11	58	70	43	15	4	0	0	0	0	205
22:00	0	0	0	1	1	11	9	7	1	0	0	0	0	0	30
22:15	0	0	0	0	1	8	13	3	1	0	0	0	0	0	26
22:30	0	0	0	0	0	15	12	5	2	0	0	0	0	0	34
22:45	0	0	0	0	2	10	4	7	1	0	0	0	0	0	24
	0	0	0	1	4	44	38	22	5	0	0	0	0	0	114
23:00	1	0	0	0	2	22	27	5	1	0	0	0	0	0	58
23:15	0	0	0	0	2	14	6	1	3	0	0	0	0	0	26
23:30	0	0	0	0	5	13	11	6	2	0	0	0	0	0	37
23:45	0	0	0	0	5	9	5	5	0	0	0	0	0	0	24
	1	0	0	0	14	58	49	17	6	0	0	0	0	0	145
Total	182	6	11	34	397	2053	2063	829	165	29	3	0	0	1	5773

VHB Engineering NC, PC

4000 WestChase Boulevard, Suite 530
Raleigh, NC 27607
p: 919-829-0328 f: 919-829-0329

Site Code: NC 56
Station ID: 10
NC 56
West of Lake Rogers
Date Start: 02-Dec-14

Eastbound, Westbound

Start Time	1 15	16 20	21 25	26 30	31 35	36 40	41 45	46 50	51 55	56 60	61 65	66 70	71 75	76 999	Total
12/04/1															
4	0	0	1	0	0	4	4	1	1	0	0	0	0	0	11
00:15	0	0	0	0	5	5	8	1	1	0	1	0	0	0	21
00:30	0	0	0	2	2	3	5	0	0	1	0	0	0	0	13
00:45	0	0	0	0	1	4	4	1	0	0	0	0	0	0	10
	0	0	1	2	8	16	21	3	2	1	1	0	0	0	55
01:00	0	0	0	0	0	1	2	0	0	0	0	0	0	0	3
01:15	0	0	0	0	0	2	0	0	0	0	0	0	0	0	2
01:30	0	0	0	0	1	1	1	0	0	0	0	0	0	0	3
01:45	1	0	0	0	0	0	0	0	2	0	0	0	0	0	3
	1	0	0	0	1	4	3	0	2	0	0	0	0	0	11
02:00	1	0	0	0	1	1	3	1	1	0	1	0	0	0	9
02:15	0	0	0	0	0	6	6	1	1	0	0	0	0	0	14
02:30	0	0	0	0	0	1	1	0	1	1	0	0	0	0	4
02:45	0	0	0	0	1	2	1	1	0	0	0	0	0	0	5
	1	0	0	0	2	10	11	3	3	1	1	0	0	0	32
03:00	0	0	0	0	0	4	1	1	1	1	1	0	0	0	9
03:15	0	0	0	0	0	3	2	0	1	0	0	0	0	0	6
03:30	0	0	0	0	1	2	0	0	0	0	1	0	0	0	4
03:45	0	1	0	0	1	1	3	1	0	0	1	0	0	0	8
	0	1	0	0	2	10	6	2	2	1	3	0	0	0	27
04:00	2	0	0	0	2	2	2	0	0	0	0	0	0	0	8
04:15	0	0	0	0	2	2	3	0	0	0	0	0	0	0	7
04:30	0	0	0	0	1	4	8	1	0	0	0	0	0	0	14
04:45	0	0	0	0	2	3	10	5	1	0	0	0	0	0	21
	2	0	0	0	7	11	23	6	1	0	0	0	0	0	50
05:00	0	0	0	0	1	6	7	4	0	0	0	0	0	0	18
05:15	1	0	0	0	0	7	9	8	0	0	0	0	0	0	25
05:30	2	0	0	0	2	15	23	6	0	0	0	0	0	0	48
05:45	0	0	0	0	5	18	25	10	1	0	0	0	0	0	59
	3	0	0	0	8	46	64	28	1	0	0	0	0	0	150
06:00	1	0	0	0	2	20	21	12	4	0	0	0	0	0	60
06:15	1	0	0	0	1	16	29	13	3	3	0	0	0	0	66
06:30	2	0	0	1	2	19	31	19	3	1	0	0	0	0	78
06:45	3	0	1	1	2	31	46	23	1	0	0	0	0	0	108
	7	0	1	2	7	86	127	67	11	4	0	0	0	0	312
07:00	7	0	0	0	2	38	49	8	3	0	0	0	0	0	107
07:15	0	0	0	0	8	68	48	12	3	1	0	0	0	0	140
07:30	5	0	0	0	5	42	57	23	7	1	0	0	0	0	140
07:45	9	2	0	0	16	56	74	23	4	1	0	0	0	0	185
	21	2	0	0	31	204	228	66	17	3	0	0	0	0	572
08:00	7	0	0	0	14	40	63	27	9	0	0	0	0	0	160
08:15	8	0	0	0	4	66	61	28	7	1	0	0	0	0	175
08:30	6	1	0	0	8	43	49	21	8	0	0	0	0	0	136
08:45	8	0	3	1	10	31	38	8	9	0	0	0	0	0	108
	29	1	3	1	36	180	211	84	33	1	0	0	0	0	579
09:00	0	0	0	0	6	32	44	21	4	0	0	0	0	0	107
09:15	4	1	1	2	0	28	40	20	8	0	0	0	0	0	104
09:30	1	0	0	0	5	34	52	34	7	1	0	0	0	0	134
09:45	3	0	0	0	4	34	45	23	5	1	0	0	0	0	115
	8	1	1	2	15	128	181	98	24	2	0	0	0	0	460
10:00	0	0	0	0	4	24	45	25	5	1	0	0	0	0	104
10:15	4	0	0	0	5	30	47	29	2	3	0	0	0	0	120
10:30	2	0	0	2	3	39	50	18	4	1	2	0	0	0	121
10:45	2	0	0	1	19	47	39	16	2	1	0	0	0	0	127
	8	0	0	3	31	140	181	88	13	6	2	0	0	0	472
11:00	2	0	0	1	18	46	35	18	6	0	0	0	0	0	126
11:15	6	1	0	3	6	52	45	18	1	0	0	0	0	0	132
11:30	5	0	0	0	8	38	44	21	3	1	0	0	0	0	120
11:45	2	0	0	0	9	54	58	23	6	0	0	0	0	0	152
	15	1	0	4	41	190	182	80	16	1	0	0	0	0	530
Total	95	6	6	14	189	1025	1238	525	125	20	7	0	0	0	3250

VHB Engineering NC, PC

4000 WestChase Boulevard, Suite 530
Raleigh, NC 27607
p: 919-829-0328 f: 919-829-0329

Site Code: NC 56
Station ID: 10
NC 56
West of Lake Rogers
Date Start: 02-Dec-14

Eastbound, Westbound

Start Time	1 15	16 20	21 25	26 30	31 35	36 40	41 45	46 50	51 55	56 60	61 65	66 70	71 75	76 999	Total
12 PM	4	0	0	0	6	35	66	30	5	0	1	0	0	0	147
12:15	7	0	0	0	11	46	57	32	5	0	0	0	0	0	158
12:30	7	0	0	1	14	57	60	27	6	0	0	0	0	0	172
12:45	3	0	0	2	8	54	50	16	7	0	1	0	0	0	141
	21	0	0	3	39	192	233	105	23	0	2	0	0	0	618
13:00	4	0	0	0	12	50	52	22	4	0	0	0	0	0	144
13:15	4	0	0	1	10	55	57	23	4	0	0	0	0	0	154
13:30	4	0	0	1	14	48	40	23	4	1	0	0	0	0	135
13:45	5	0	0	4	7	33	69	28	8	0	0	0	0	0	154
	17	0	0	6	43	186	218	96	20	1	0	0	0	0	587
14:00	6	0	0	1	4	55	61	27	5	1	0	0	0	0	160
14:15	6	0	0	1	6	47	55	31	4	1	0	0	0	0	151
14:30	5	0	0	0	5	47	56	26	6	2	1	0	0	0	148
14:45	5	0	0	1	10	52	60	27	2	0	0	0	0	0	157
	22	0	0	3	25	201	232	111	17	4	1	0	0	0	616
15:00	4	0	1	1	10	46	70	22	9	3	0	0	0	0	166
15:15	6	0	0	0	7	43	61	41	12	1	0	0	0	0	171
15:30	6	0	1	2	9	51	54	21	4	0	0	0	0	0	148
15:45	9	0	0	0	13	57	80	25	5	0	0	0	0	0	189
	25	0	2	3	39	197	265	109	30	4	0	0	0	0	674
16:00	*	*	*	*	*	*	*	*	*	*	*	*	*	*	*
16:15	*	*	*	*	*	*	*	*	*	*	*	*	*	*	*
16:30	*	*	*	*	*	*	*	*	*	*	*	*	*	*	*
16:45	*	*	*	*	*	*	*	*	*	*	*	*	*	*	*
	0	0	0	0	0	0	0	0	0	0	0	0	0	0	0
17:00	*	*	*	*	*	*	*	*	*	*	*	*	*	*	*
17:15	*	*	*	*	*	*	*	*	*	*	*	*	*	*	*
17:30	*	*	*	*	*	*	*	*	*	*	*	*	*	*	*
17:45	*	*	*	*	*	*	*	*	*	*	*	*	*	*	*
	0	0	0	0	0	0	0	0	0	0	0	0	0	0	0
18:00	*	*	*	*	*	*	*	*	*	*	*	*	*	*	*
18:15	*	*	*	*	*	*	*	*	*	*	*	*	*	*	*
18:30	*	*	*	*	*	*	*	*	*	*	*	*	*	*	*
18:45	*	*	*	*	*	*	*	*	*	*	*	*	*	*	*
	0	0	0	0	0	0	0	0	0	0	0	0	0	0	0
19:00	*	*	*	*	*	*	*	*	*	*	*	*	*	*	*
19:15	*	*	*	*	*	*	*	*	*	*	*	*	*	*	*
19:30	*	*	*	*	*	*	*	*	*	*	*	*	*	*	*
19:45	*	*	*	*	*	*	*	*	*	*	*	*	*	*	*
	0	0	0	0	0	0	0	0	0	0	0	0	0	0	0
20:00	*	*	*	*	*	*	*	*	*	*	*	*	*	*	*
20:15	*	*	*	*	*	*	*	*	*	*	*	*	*	*	*
20:30	*	*	*	*	*	*	*	*	*	*	*	*	*	*	*
20:45	*	*	*	*	*	*	*	*	*	*	*	*	*	*	*
	0	0	0	0	0	0	0	0	0	0	0	0	0	0	0
21:00	*	*	*	*	*	*	*	*	*	*	*	*	*	*	*
21:15	*	*	*	*	*	*	*	*	*	*	*	*	*	*	*
21:30	*	*	*	*	*	*	*	*	*	*	*	*	*	*	*
21:45	*	*	*	*	*	*	*	*	*	*	*	*	*	*	*
	0	0	0	0	0	0	0	0	0	0	0	0	0	0	0
22:00	*	*	*	*	*	*	*	*	*	*	*	*	*	*	*
22:15	*	*	*	*	*	*	*	*	*	*	*	*	*	*	*
22:30	*	*	*	*	*	*	*	*	*	*	*	*	*	*	*
22:45	*	*	*	*	*	*	*	*	*	*	*	*	*	*	*
	0	0	0	0	0	0	0	0	0	0	0	0	0	0	0
23:00	*	*	*	*	*	*	*	*	*	*	*	*	*	*	*
23:15	*	*	*	*	*	*	*	*	*	*	*	*	*	*	*
23:30	*	*	*	*	*	*	*	*	*	*	*	*	*	*	*
23:45	*	*	*	*	*	*	*	*	*	*	*	*	*	*	*
	0	0	0	0	0	0	0	0	0	0	0	0	0	0	0
Total	85	0	2	15	146	776	948	421	90	9	3	0	0	0	2495
Grand Total	529	19	28	102	1307	6251	6460	2516	547	82	14	0	0	2	17857

	15th Percentile :	34 MPH
	50th Percentile :	40 MPH
	85th Percentile :	46 MPH
	95th Percentile :	49 MPH
Stats	Mean Speed(Average) :	40 MPH
	10 MPH Pace Speed :	36-45 MPH
	Number in Pace :	11369
	Percent in Pace :	63.7%
	Number of Vehicles > 55 MPH :	98

Percent of Vehicles > 55 MPH : 0.5%

VHB Engineering NC, PC

4000 WestChase Boulevard, Suite 530
Raleigh, NC 27607
p: 919-829-0328 f: 919-829-0329

Site Code: NC 56
Station ID: 11
US 15
North of Sunset Street
Date Start: 02-Dec-14

Southbound

Start Time	1 15	16 20	21 25	26 30	31 35	36 40	41 45	46 50	51 55	56 60	61 65	66 70	71 75	76 999	Total
12/02/14	*	*	*	*	*	*	*	*	*	*	*	*	*	*	*
00:15	*	*	*	*	*	*	*	*	*	*	*	*	*	*	*
00:30	*	*	*	*	*	*	*	*	*	*	*	*	*	*	*
00:45	*	*	*	*	*	*	*	*	*	*	*	*	*	*	*
	0	0	0	0	0	0	0	0	0	0	0	0	0	0	0
01:00	*	*	*	*	*	*	*	*	*	*	*	*	*	*	*
01:15	*	*	*	*	*	*	*	*	*	*	*	*	*	*	*
01:30	*	*	*	*	*	*	*	*	*	*	*	*	*	*	*
01:45	*	*	*	*	*	*	*	*	*	*	*	*	*	*	*
	0	0	0	0	0	0	0	0	0	0	0	0	0	0	0
02:00	*	*	*	*	*	*	*	*	*	*	*	*	*	*	*
02:15	*	*	*	*	*	*	*	*	*	*	*	*	*	*	*
02:30	*	*	*	*	*	*	*	*	*	*	*	*	*	*	*
02:45	*	*	*	*	*	*	*	*	*	*	*	*	*	*	*
	0	0	0	0	0	0	0	0	0	0	0	0	0	0	0
03:00	*	*	*	*	*	*	*	*	*	*	*	*	*	*	*
03:15	*	*	*	*	*	*	*	*	*	*	*	*	*	*	*
03:30	*	*	*	*	*	*	*	*	*	*	*	*	*	*	*
03:45	*	*	*	*	*	*	*	*	*	*	*	*	*	*	*
	0	0	0	0	0	0	0	0	0	0	0	0	0	0	0
04:00	*	*	*	*	*	*	*	*	*	*	*	*	*	*	*
04:15	*	*	*	*	*	*	*	*	*	*	*	*	*	*	*
04:30	*	*	*	*	*	*	*	*	*	*	*	*	*	*	*
04:45	*	*	*	*	*	*	*	*	*	*	*	*	*	*	*
	0	0	0	0	0	0	0	0	0	0	0	0	0	0	0
05:00	*	*	*	*	*	*	*	*	*	*	*	*	*	*	*
05:15	*	*	*	*	*	*	*	*	*	*	*	*	*	*	*
05:30	*	*	*	*	*	*	*	*	*	*	*	*	*	*	*
05:45	*	*	*	*	*	*	*	*	*	*	*	*	*	*	*
	0	0	0	0	0	0	0	0	0	0	0	0	0	0	0
06:00	*	*	*	*	*	*	*	*	*	*	*	*	*	*	*
06:15	*	*	*	*	*	*	*	*	*	*	*	*	*	*	*
06:30	*	*	*	*	*	*	*	*	*	*	*	*	*	*	*
06:45	*	*	*	*	*	*	*	*	*	*	*	*	*	*	*
	0	0	0	0	0	0	0	0	0	0	0	0	0	0	0
07:00	*	*	*	*	*	*	*	*	*	*	*	*	*	*	*
07:15	*	*	*	*	*	*	*	*	*	*	*	*	*	*	*
07:30	*	*	*	*	*	*	*	*	*	*	*	*	*	*	*
07:45	*	*	*	*	*	*	*	*	*	*	*	*	*	*	*
	0	0	0	0	0	0	0	0	0	0	0	0	0	0	0
08:00	*	*	*	*	*	*	*	*	*	*	*	*	*	*	*
08:15	*	*	*	*	*	*	*	*	*	*	*	*	*	*	*
08:30	*	*	*	*	*	*	*	*	*	*	*	*	*	*	*
08:45	*	*	*	*	*	*	*	*	*	*	*	*	*	*	*
	0	0	0	0	0	0	0	0	0	0	0	0	0	0	0
09:00	*	*	*	*	*	*	*	*	*	*	*	*	*	*	*
09:15	*	*	*	*	*	*	*	*	*	*	*	*	*	*	*
09:30	*	*	*	*	*	*	*	*	*	*	*	*	*	*	*
09:45	*	*	*	*	*	*	*	*	*	*	*	*	*	*	*
	0	0	0	0	0	0	0	0	0	0	0	0	0	0	0
10:00	*	*	*	*	*	*	*	*	*	*	*	*	*	*	*
10:15	*	*	*	*	*	*	*	*	*	*	*	*	*	*	*
10:30	*	*	*	*	*	*	*	*	*	*	*	*	*	*	*
10:45	*	*	*	*	*	*	*	*	*	*	*	*	*	*	*
	0	0	0	0	0	0	0	0	0	0	0	0	0	0	0
11:00	*	*	*	*	*	*	*	*	*	*	*	*	*	*	*
11:15	*	*	*	*	*	*	*	*	*	*	*	*	*	*	*
11:30	*	*	*	*	*	*	*	*	*	*	*	*	*	*	*
11:45	*	*	*	*	*	*	*	*	*	*	*	*	*	*	*
	0	0	0	0	0	0	0	0	0	0	0	0	0	0	0
Total	0	0	0	0	0	0	0	0	0	0	0	0	0	0	0

VHB Engineering NC, PC

4000 WestChase Boulevard, Suite 530
Raleigh, NC 27607
p: 919-829-0328 f: 919-829-0329

Site Code: NC 56
Station ID: 11
US 15
North of Sunset Street
Date Start: 02-Dec-14

Southbound

Start Time	1 15	16 20	21 25	26 30	31 35	36 40	41 45	46 50	51 55	56 60	61 65	66 70	71 75	76 999	Total
12 PM	*	*	*	*	*	*	*	*	*	*	*	*	*	*	*
12:15	*	*	*	*	*	*	*	*	*	*	*	*	*	*	*
12:30	*	*	*	*	*	*	*	*	*	*	*	*	*	*	*
12:45	*	*	*	*	*	*	*	*	*	*	*	*	*	*	*
	0	0	0	0	0	0	0	0	0	0	0	0	0	0	0
13:00	*	*	*	*	*	*	*	*	*	*	*	*	*	*	*
13:15	*	*	*	*	*	*	*	*	*	*	*	*	*	*	*
13:30	*	*	*	*	*	*	*	*	*	*	*	*	*	*	*
13:45	*	*	*	*	*	*	*	*	*	*	*	*	*	*	*
	0	0	0	0	0	0	0	0	0	0	0	0	0	0	0
14:00	*	*	*	*	*	*	*	*	*	*	*	*	*	*	*
14:15	*	*	*	*	*	*	*	*	*	*	*	*	*	*	*
14:30	*	*	*	*	*	*	*	*	*	*	*	*	*	*	*
14:45	*	*	*	*	*	*	*	*	*	*	*	*	*	*	*
	0	0	0	0	0	0	0	0	0	0	0	0	0	0	0
15:00	*	*	*	*	*	*	*	*	*	*	*	*	*	*	*
15:15	*	*	*	*	*	*	*	*	*	*	*	*	*	*	*
15:30	*	*	*	*	*	*	*	*	*	*	*	*	*	*	*
15:45	*	*	*	*	*	*	*	*	*	*	*	*	*	*	*
	0	0	0	0	0	0	0	0	0	0	0	0	0	0	0
16:00	0	0	0	2	6	10	2	1	0	0	0	0	0	0	21
16:15	0	0	1	0	5	4	4	2	0	0	1	0	0	0	17
16:30	0	0	0	0	2	12	2	0	0	0	0	0	0	0	16
16:45	0	0	0	1	1	6	2	1	0	0	0	0	0	0	11
	0	0	1	3	14	32	10	4	0	0	1	0	0	0	65
17:00	0	0	0	0	3	12	7	3	0	0	0	0	0	0	25
17:15	0	0	0	0	4	6	0	2	0	0	0	0	0	0	12
17:30	2	0	0	0	5	8	4	2	0	0	0	0	0	0	21
17:45	0	0	0	2	1	4	3	2	0	0	0	0	0	0	12
	2	0	0	2	13	30	14	9	0	0	0	0	0	0	70
18:00	0	0	0	0	2	3	7	1	0	1	0	0	0	0	14
18:15	0	0	0	1	4	13	3	0	0	0	0	0	0	0	21
18:30	0	0	0	0	1	2	6	0	1	0	0	0	0	0	10
18:45	0	0	0	0	2	5	2	3	1	0	0	0	0	0	13
	0	0	0	1	9	23	18	4	2	1	0	0	0	0	58
19:00	0	0	0	0	1	7	0	2	0	0	0	0	0	0	10
19:15	0	0	0	0	1	8	2	0	0	0	0	0	0	0	11
19:30	0	0	0	0	4	3	1	1	0	0	0	0	0	0	9
19:45	0	0	0	0	1	3	0	2	0	0	0	0	0	0	6
	0	0	0	0	7	21	3	5	0	0	0	0	0	0	36
20:00	0	1	1	0	3	4	1	0	1	0	0	0	0	0	11
20:15	0	0	0	0	1	0	2	1	1	0	0	0	0	0	5
20:30	0	0	0	0	0	0	0	0	0	0	0	0	0	0	0
20:45	0	0	0	0	3	0	1	1	0	0	0	0	0	0	5
	0	1	1	0	7	4	4	2	2	0	0	0	0	0	21
21:00	0	0	0	0	1	0	3	1	0	0	0	0	0	0	5
21:15	0	0	0	0	1	3	2	0	1	0	0	0	0	0	7
21:30	0	0	0	0	1	3	1	1	0	0	0	0	0	0	6
21:45	0	0	0	0	3	2	2	0	0	0	0	0	0	0	7
	0	0	0	0	6	8	8	2	1	0	0	0	0	0	25
22:00	0	0	0	0	0	0	1	1	0	0	0	0	0	0	2
22:15	0	0	0	1	1	0	1	1	0	0	0	0	0	0	4
22:30	0	0	0	0	0	3	0	0	0	0	0	0	0	0	3
22:45	0	0	0	0	1	2	0	0	0	0	0	0	0	0	3
	0	0	0	1	2	5	2	2	0	0	0	0	0	0	12
23:00	0	0	0	0	0	0	0	0	0	0	0	0	0	0	0
23:15	0	0	0	0	1	1	0	0	0	0	0	0	0	0	2
23:30	0	0	0	0	0	1	0	3	0	0	0	0	0	0	4
23:45	0	0	0	0	1	0	0	0	0	0	0	0	0	0	1
	0	0	0	0	2	2	0	3	0	0	0	0	0	0	7
Total	2	1	2	7	60	125	59	31	5	1	1	0	0	0	294

VHB Engineering NC, PC

4000 WestChase Boulevard, Suite 530
Raleigh, NC 27607
p: 919-829-0328 f: 919-829-0329

Site Code: NC 56
Station ID: 11
US 15
North of Sunset Street
Date Start: 02-Dec-14

Southbound

Start Time	1 15	16 20	21 25	26 30	31 35	36 40	41 45	46 50	51 55	56 60	61 65	66 70	71 75	76 999	Total
12/03/1															
4	0	0	0	0	0	1	0	0	0	0	0	0	0	0	1
00:15	0	0	0	2	0	0	1	0	0	1	0	0	0	0	4
00:30	0	0	0	0	0	0	0	0	0	0	0	0	0	0	0
00:45	0	0	0	1	0	0	0	0	1	0	0	0	0	0	2
	0	0	0	3	0	1	1	0	1	1	0	0	0	0	7
01:00	0	0	0	0	0	0	0	0	0	0	0	0	0	0	0
01:15	0	0	0	0	0	0	0	2	0	0	0	0	0	0	2
01:30	0	0	0	0	0	0	1	0	0	0	0	0	0	0	1
01:45	0	0	0	0	0	0	0	0	0	0	0	0	0	0	0
	0	0	0	0	0	0	1	2	0	0	0	0	0	0	3
02:00	0	0	0	0	0	0	0	0	0	0	0	0	0	0	0
02:15	0	0	0	0	0	0	0	0	0	0	0	0	0	0	0
02:30	0	0	0	0	0	1	0	0	0	0	0	0	0	0	1
02:45	0	0	0	0	0	0	0	0	0	0	0	0	0	0	0
	0	0	0	0	0	1	0	0	0	0	0	0	0	0	1
03:00	0	0	0	0	0	0	0	1	0	0	0	0	0	0	1
03:15	0	0	0	0	0	0	0	0	0	0	0	0	0	0	0
03:30	0	0	0	0	0	0	1	0	0	0	0	0	0	0	1
03:45	0	0	0	0	0	0	0	0	0	0	0	0	0	0	0
	0	0	0	0	0	0	1	1	0	0	0	0	0	0	2
04:00	0	0	0	0	0	1	1	0	0	0	0	0	0	0	2
04:15	0	0	0	2	0	0	1	0	0	0	0	0	0	0	3
04:30	0	0	0	0	1	3	1	0	0	1	0	0	0	0	6
04:45	0	0	0	0	0	0	0	0	1	0	0	0	0	0	1
	0	0	0	2	1	4	3	0	1	1	0	0	0	0	12
05:00	0	0	0	0	0	1	1	1	0	0	0	0	0	0	3
05:15	0	0	0	0	1	0	1	1	0	0	0	0	0	0	3
05:30	0	0	0	0	3	3	0	1	0	0	0	0	0	0	7
05:45	0	0	0	1	4	2	0	1	0	0	0	0	0	0	8
	0	0	0	1	8	6	2	4	0	0	0	0	0	0	21
06:00	0	0	0	1	2	4	4	0	1	0	0	0	0	0	12
06:15	0	0	0	0	3	7	2	1	0	0	0	0	0	0	13
06:30	0	0	0	0	7	9	1	2	0	0	0	0	0	0	19
06:45	0	0	0	1	4	5	3	1	0	0	0	0	0	0	14
	0	0	0	2	16	25	10	4	1	0	0	0	0	0	58
07:00	0	0	0	0	6	13	6	1	0	0	0	0	0	0	26
07:15	1	0	1	0	2	10	7	3	0	0	0	0	0	0	24
07:30	0	0	0	1	3	11	6	2	0	0	0	0	0	0	23
07:45	1	0	0	0	4	15	5	2	1	0	0	0	0	0	28
	2	0	1	1	15	49	24	8	1	0	0	0	0	0	101
08:00	0	0	0	1	6	13	8	4	0	0	0	0	0	0	32
08:15	0	0	0	0	3	10	2	1	2	0	0	0	0	0	18
08:30	0	0	0	2	2	7	4	0	0	0	0	0	0	0	15
08:45	0	0	0	2	0	8	3	0	0	0	0	0	0	0	13
	0	0	0	5	11	38	17	5	2	0	0	0	0	0	78
09:00	0	0	0	0	2	5	4	1	0	0	0	0	0	0	12
09:15	0	0	0	4	6	9	7	2	0	0	0	0	0	0	28
09:30	1	0	0	0	2	5	2	2	0	0	0	0	0	0	12
09:45	0	2	0	0	3	5	3	1	1	0	0	0	0	0	15
	1	2	0	4	13	24	16	6	1	0	0	0	0	0	67
10:00	0	0	0	1	4	2	4	1	0	0	0	0	0	0	12
10:15	0	0	0	3	5	3	3	2	0	0	0	0	0	0	16
10:30	0	0	0	1	3	9	3	0	1	0	0	0	0	0	17
10:45	0	0	0	1	1	4	3	0	0	1	0	0	0	0	10
	0	0	0	6	13	18	13	3	1	1	0	0	0	0	55
11:00	0	0	0	2	10	10	3	0	1	1	0	0	0	0	27
11:15	1	0	0	1	4	12	1	2	0	0	0	0	0	0	21
11:30	0	0	0	1	5	7	5	3	0	0	0	0	0	0	21
11:45	0	0	0	0	4	7	3	0	0	0	0	0	0	0	14
	1	0	0	4	23	36	12	5	1	1	0	0	0	0	83
Total	4	2	1	28	100	202	100	38	9	4	0	0	0	0	488

VHB Engineering NC, PC

4000 WestChase Boulevard, Suite 530
Raleigh, NC 27607
p: 919-829-0328 f: 919-829-0329

Site Code: NC 56
Station ID: 11
US 15
North of Sunset Street
Date Start: 02-Dec-14

Southbound

Start Time	1 15	16 20	21 25	26 30	31 35	36 40	41 45	46 50	51 55	56 60	61 65	66 70	71 75	76 999	Total
12 PM	0	0	0	0	2	8	3	0	1	0	0	0	0	0	14
12:15	0	0	0	1	1	9	5	1	2	0	0	0	0	0	19
12:30	0	0	0	0	5	6	4	1	0	0	0	0	0	0	16
12:45	3	0	0	1	1	6	3	1	1	1	0	0	0	0	17
	3	0	0	2	9	29	15	3	4	1	0	0	0	0	66
13:00	0	0	1	0	2	3	3	1	0	0	0	0	0	0	10
13:15	0	0	0	1	3	3	6	1	0	1	0	0	0	0	15
13:30	1	0	0	0	4	5	3	0	0	0	0	0	0	0	13
13:45	0	0	0	2	4	3	3	1	1	0	0	0	0	0	14
	1	0	1	3	13	14	15	3	1	1	0	0	0	0	52
14:00	0	0	0	2	6	6	5	2	1	1	0	0	0	0	23
14:15	0	0	0	2	0	4	2	1	1	1	0	0	0	0	11
14:30	1	0	0	0	0	10	2	1	1	0	0	0	0	0	15
14:45	0	0	0	0	6	3	2	1	2	0	1	0	0	0	15
	1	0	0	4	12	23	11	5	5	2	1	0	0	0	64
15:00	2	1	0	0	3	7	4	6	0	0	0	0	0	0	23
15:15	1	0	0	2	2	5	3	3	1	0	0	0	0	0	17
15:30	2	1	1	0	3	12	5	5	0	0	0	0	0	0	29
15:45	0	0	0	1	6	9	14	4	1	0	0	0	0	0	35
	5	2	1	3	14	33	26	18	2	0	0	0	0	0	104
16:00	1	0	0	2	2	9	6	1	0	0	0	0	0	0	21
16:15	0	0	0	1	2	11	7	2	1	0	0	0	0	0	24
16:30	0	0	0	1	6	8	4	1	0	0	0	0	0	0	20
16:45	1	0	0	1	2	6	5	1	0	0	0	0	0	0	16
	2	0	0	5	12	34	22	5	1	0	0	0	0	0	81
17:00	0	0	0	0	1	6	4	4	1	0	0	0	0	0	16
17:15	0	0	0	0	8	9	6	2	0	0	0	0	0	0	25
17:30	0	0	0	0	3	8	6	3	0	0	0	0	0	0	20
17:45	0	1	0	0	2	5	1	0	0	0	0	0	0	0	9
	0	1	0	0	14	28	17	9	1	0	0	0	0	0	70
18:00	1	0	0	0	1	7	4	1	0	0	0	0	0	0	14
18:15	0	0	0	1	6	7	1	0	0	0	0	0	0	0	15
18:30	0	0	0	3	3	4	3	1	0	0	0	0	0	0	14
18:45	0	0	0	0	4	5	2	1	0	0	0	0	0	0	12
	1	0	0	4	14	23	10	3	0	0	0	0	0	0	55
19:00	0	0	0	0	2	3	3	0	0	0	0	0	0	0	8
19:15	0	0	0	0	1	4	1	0	0	0	0	0	0	0	6
19:30	0	0	0	1	2	8	3	0	0	0	0	0	0	0	14
19:45	0	0	0	1	1	4	4	0	0	0	0	0	0	0	10
	0	0	0	2	6	19	11	0	0	0	0	0	0	0	38
20:00	0	0	0	1	3	4	2	1	0	0	0	0	0	0	11
20:15	0	0	0	1	2	1	1	0	0	0	0	0	0	0	5
20:30	0	0	0	0	1	4	3	0	0	0	0	0	0	0	8
20:45	0	0	0	0	1	6	0	1	0	0	0	0	0	0	8
	0	0	0	2	7	15	6	2	0	0	0	0	0	0	32
21:00	1	0	0	0	2	1	1	0	0	0	0	0	0	0	5
21:15	0	0	0	0	1	3	3	0	0	0	0	0	0	0	7
21:30	0	0	0	0	0	1	0	0	0	0	0	0	0	0	1
21:45	0	0	0	0	2	1	0	1	0	0	0	0	0	0	4
	1	0	0	0	5	6	4	1	0	0	0	0	0	0	17
22:00	0	0	0	0	0	0	1	2	0	0	0	0	0	0	3
22:15	0	0	0	0	0	2	0	0	0	0	0	0	0	0	2
22:30	0	0	0	1	0	3	0	0	0	0	0	0	0	0	4
22:45	0	0	0	0	1	3	1	1	0	0	0	0	0	0	6
	0	0	0	1	1	8	2	3	0	0	0	0	0	0	15
23:00	0	0	0	0	0	1	0	0	0	0	0	0	0	0	1
23:15	0	0	0	0	1	0	0	0	0	0	0	0	0	0	1
23:30	0	0	0	0	0	0	0	0	0	0	0	0	0	0	0
23:45	0	0	0	0	1	0	0	0	0	0	0	0	0	0	1
	0	0	0	0	2	1	0	0	0	0	0	0	0	0	3
Total	14	3	2	26	109	233	139	52	14	4	1	0	0	0	597

VHB Engineering NC, PC

4000 WestChase Boulevard, Suite 530
Raleigh, NC 27607
p: 919-829-0328 f: 919-829-0329

Site Code: NC 56
Station ID: 11
US 15
North of Sunset Street
Date Start: 02-Dec-14

Southbound

Start Time	1 15	16 20	21 25	26 30	31 35	36 40	41 45	46 50	51 55	56 60	61 65	66 70	71 75	76 999	Total
12/04/1															
4	0	0	0	1	0	1	0	0	0	0	0	0	0	0	2
00:15	0	0	0	1	0	1	0	1	0	0	0	0	0	0	3
00:30	0	0	0	0	0	0	0	0	0	0	0	0	0	0	0
00:45	0	0	0	0	0	0	0	0	0	0	0	0	0	0	0
	0	0	0	2	0	2	0	1	0	0	0	0	0	0	5
01:00	0	0	0	0	0	1	0	0	0	0	0	0	0	0	1
01:15	0	0	0	0	0	1	0	0	0	0	0	0	0	0	1
01:30	0	0	0	0	0	0	0	0	0	0	0	0	0	0	0
01:45	0	0	0	0	0	0	0	0	1	0	0	0	0	0	1
	0	0	0	0	0	2	0	0	1	0	0	0	0	0	3
02:00	0	0	0	0	0	0	0	0	0	0	0	0	0	0	0
02:15	0	0	0	0	1	0	0	0	0	0	0	0	0	0	1
02:30	0	0	0	0	0	0	0	0	0	0	0	0	0	0	0
02:45	0	0	0	0	0	0	0	0	0	0	0	0	0	0	0
	0	0	0	0	1	0	0	0	0	0	0	0	0	0	1
03:00	0	0	0	0	0	1	0	0	0	0	0	0	0	0	1
03:15	0	0	0	0	0	0	0	0	0	0	0	0	0	0	0
03:30	0	0	0	0	0	0	0	0	1	0	0	0	0	0	1
03:45	0	0	0	0	0	0	0	0	0	0	0	0	0	0	0
	0	0	0	0	0	1	0	0	1	0	0	0	0	0	2
04:00	0	0	0	0	0	0	0	0	0	1	0	0	0	0	1
04:15	0	0	0	0	0	3	1	1	0	0	0	0	0	0	5
04:30	0	0	0	2	0	1	0	0	0	0	0	0	0	0	3
04:45	0	0	0	0	0	2	0	0	0	0	0	0	0	0	2
	0	0	0	2	0	6	1	1	0	1	0	0	0	0	11
05:00	0	0	0	0	0	0	1	0	0	0	0	0	0	0	1
05:15	0	0	0	0	0	0	0	0	0	0	0	0	0	0	0
05:30	0	0	0	0	4	0	3	0	0	0	0	0	0	0	7
05:45	0	0	0	0	1	4	2	0	0	1	0	0	0	0	8
	0	0	0	0	5	4	6	0	0	1	0	0	0	0	16
06:00	0	0	0	0	2	1	6	0	0	1	0	0	0	0	10
06:15	0	0	0	1	3	8	6	1	0	0	0	0	0	0	19
06:30	0	0	0	0	2	10	2	3	1	0	0	0	0	0	18
06:45	0	0	0	0	4	6	3	0	0	0	0	0	0	0	13
	0	0	0	1	11	25	17	4	1	1	0	0	0	0	60
07:00	0	0	0	1	5	12	12	2	1	0	0	0	0	0	33
07:15	0	0	0	3	5	13	4	0	0	0	0	0	0	0	25
07:30	0	0	0	1	4	9	7	1	1	0	0	0	0	0	23
07:45	1	0	0	3	3	16	5	3	1	0	0	0	0	0	32
	1	0	0	8	17	50	28	6	3	0	0	0	0	0	113
08:00	0	0	0	0	5	9	10	1	0	0	0	0	0	0	25
08:15	0	0	0	0	3	7	12	0	3	0	0	0	0	0	25
08:30	1	0	0	0	2	6	5	3	1	0	0	0	0	0	18
08:45	0	0	0	1	6	4	6	0	1	0	0	0	0	0	18
	1	0	0	1	16	26	33	4	5	0	0	0	0	0	86
09:00	1	0	1	0	3	3	5	1	0	0	0	0	0	0	14
09:15	0	0	0	1	2	7	3	1	0	0	0	0	0	0	14
09:30	0	0	1	1	4	3	6	3	0	0	0	0	0	0	18
09:45	0	0	1	0	1	9	5	2	0	0	0	0	0	0	18
	1	0	3	2	10	22	19	7	0	0	0	0	0	0	64
10:00	0	0	0	0	1	6	7	0	0	0	0	0	0	0	14
10:15	0	0	0	0	2	7	5	1	0	0	0	0	0	0	15
10:30	0	0	0	1	5	5	1	1	0	0	0	0	0	0	13
10:45	1	0	0	0	1	7	3	2	0	0	0	0	0	0	14
	1	0	0	1	9	25	16	4	0	0	0	0	0	0	56
11:00	0	0	0	0	3	5	1	2	0	0	0	0	0	0	11
11:15	0	0	0	0	3	7	7	3	0	0	0	0	0	0	20
11:30	0	0	1	1	5	6	3	0	0	0	0	0	0	0	16
11:45	0	0	0	0	1	5	5	4	1	0	0	0	0	0	16
	0	0	1	1	12	23	16	9	1	0	0	0	0	0	63
Total	4	0	4	18	81	186	136	36	12	3	0	0	0	0	480

VHB Engineering NC, PC

4000 WestChase Boulevard, Suite 530
Raleigh, NC 27607
p: 919-829-0328 f: 919-829-0329

Site Code: NC 56
Station ID: 11
US 15
North of Sunset Street
Date Start: 02-Dec-14

Southbound

Start Time	1 15	16 20	21 25	26 30	31 35	36 40	41 45	46 50	51 55	56 60	61 65	66 70	71 75	76 999	Total
12 PM	0	0	0	0	6	6	4	0	1	0	0	0	0	0	17
12:15	0	0	0	3	3	10	5	0	1	0	0	0	0	0	22
12:30	0	0	1	0	6	7	2	2	0	0	0	0	0	0	18
12:45	0	0	0	0	4	10	8	1	2	0	0	0	0	0	25
	0	0	1	3	19	33	19	3	4	0	0	0	0	0	82
13:00	0	0	0	0	4	13	8	1	1	0	0	0	0	0	27
13:15	0	0	0	1	3	5	2	2	0	0	0	0	0	0	13
13:30	0	0	0	0	5	6	2	0	1	0	0	0	0	0	14
13:45	1	0	0	0	3	10	2	0	0	0	0	0	0	0	16
	1	0	0	1	15	34	14	3	2	0	0	0	0	0	70
14:00	0	0	1	0	3	6	2	2	0	0	0	0	0	0	14
14:15	0	0	0	0	3	7	6	1	1	1	0	0	0	0	19
14:30	0	0	1	0	3	4	4	1	0	0	0	0	0	0	13
14:45	0	0	0	0	2	8	5	4	0	0	0	0	0	0	19
	0	0	2	0	11	25	17	8	1	1	0	0	0	0	65
15:00	2	0	0	2	4	7	3	0	0	0	0	0	0	0	18
15:15	1	0	0	3	4	9	3	1	0	0	0	0	0	0	21
15:30	0	0	0	1	4	14	9	2	0	1	0	0	0	0	31
15:45	0	0	0	2	6	17	5	1	0	0	0	0	0	0	31
	3	0	0	8	18	47	20	4	0	1	0	0	0	0	101
16:00	*	*	*	*	*	*	*	*	*	*	*	*	*	*	*
16:15	*	*	*	*	*	*	*	*	*	*	*	*	*	*	*
16:30	*	*	*	*	*	*	*	*	*	*	*	*	*	*	*
16:45	*	*	*	*	*	*	*	*	*	*	*	*	*	*	*
	0	0	0	0	0	0	0	0	0	0	0	0	0	0	0
17:00	*	*	*	*	*	*	*	*	*	*	*	*	*	*	*
17:15	*	*	*	*	*	*	*	*	*	*	*	*	*	*	*
17:30	*	*	*	*	*	*	*	*	*	*	*	*	*	*	*
17:45	*	*	*	*	*	*	*	*	*	*	*	*	*	*	*
	0	0	0	0	0	0	0	0	0	0	0	0	0	0	0
18:00	*	*	*	*	*	*	*	*	*	*	*	*	*	*	*
18:15	*	*	*	*	*	*	*	*	*	*	*	*	*	*	*
18:30	*	*	*	*	*	*	*	*	*	*	*	*	*	*	*
18:45	*	*	*	*	*	*	*	*	*	*	*	*	*	*	*
	0	0	0	0	0	0	0	0	0	0	0	0	0	0	0
19:00	*	*	*	*	*	*	*	*	*	*	*	*	*	*	*
19:15	*	*	*	*	*	*	*	*	*	*	*	*	*	*	*
19:30	*	*	*	*	*	*	*	*	*	*	*	*	*	*	*
19:45	*	*	*	*	*	*	*	*	*	*	*	*	*	*	*
	0	0	0	0	0	0	0	0	0	0	0	0	0	0	0
20:00	*	*	*	*	*	*	*	*	*	*	*	*	*	*	*
20:15	*	*	*	*	*	*	*	*	*	*	*	*	*	*	*
20:30	*	*	*	*	*	*	*	*	*	*	*	*	*	*	*
20:45	*	*	*	*	*	*	*	*	*	*	*	*	*	*	*
	0	0	0	0	0	0	0	0	0	0	0	0	0	0	0
21:00	*	*	*	*	*	*	*	*	*	*	*	*	*	*	*
21:15	*	*	*	*	*	*	*	*	*	*	*	*	*	*	*
21:30	*	*	*	*	*	*	*	*	*	*	*	*	*	*	*
21:45	*	*	*	*	*	*	*	*	*	*	*	*	*	*	*
	0	0	0	0	0	0	0	0	0	0	0	0	0	0	0
22:00	*	*	*	*	*	*	*	*	*	*	*	*	*	*	*
22:15	*	*	*	*	*	*	*	*	*	*	*	*	*	*	*
22:30	*	*	*	*	*	*	*	*	*	*	*	*	*	*	*
22:45	*	*	*	*	*	*	*	*	*	*	*	*	*	*	*
	0	0	0	0	0	0	0	0	0	0	0	0	0	0	0
23:00	*	*	*	*	*	*	*	*	*	*	*	*	*	*	*
23:15	*	*	*	*	*	*	*	*	*	*	*	*	*	*	*
23:30	*	*	*	*	*	*	*	*	*	*	*	*	*	*	*
23:45	*	*	*	*	*	*	*	*	*	*	*	*	*	*	*
	0	0	0	0	0	0	0	0	0	0	0	0	0	0	0
Total	4	0	3	12	63	139	70	18	7	2	0	0	0	0	318
Grand Total	28	6	12	91	413	885	504	175	47	14	2	0	0	0	2177

	15th Percentile :	32 MPH
	50th Percentile :	37 MPH
	85th Percentile :	44 MPH
	95th Percentile :	48 MPH
Stats	Mean Speed(Average) :	38 MPH
	10 MPH Pace Speed :	34-43 MPH
	Number in Pace :	1337
	Percent in Pace :	61.4%
	Number of Vehicles > 35 MPH :	1627

Percent of Vehicles > 35 MPH : 74.7%

VHB Engineering NC, PC

4000 WestChase Boulevard, Suite 530
Raleigh, NC 27607
p: 919-829-0328 f: 919-829-0329

Site Code: NC 56
Station ID: 11
US 15
North of Sunset Street
Date Start: 02-Dec-14

Northbound

Start Time	1 15	16 20	21 25	26 30	31 35	36 40	41 45	46 50	51 55	56 60	61 65	66 70	71 75	76 999	Total
12/02/14															
	*	*	*	*	*	*	*	*	*	*	*	*	*	*	*
00:15	*	*	*	*	*	*	*	*	*	*	*	*	*	*	*
00:30	*	*	*	*	*	*	*	*	*	*	*	*	*	*	*
00:45	*	*	*	*	*	*	*	*	*	*	*	*	*	*	*
	0	0	0	0	0	0	0	0	0	0	0	0	0	0	0
01:00	*	*	*	*	*	*	*	*	*	*	*	*	*	*	*
01:15	*	*	*	*	*	*	*	*	*	*	*	*	*	*	*
01:30	*	*	*	*	*	*	*	*	*	*	*	*	*	*	*
01:45	*	*	*	*	*	*	*	*	*	*	*	*	*	*	*
	0	0	0	0	0	0	0	0	0	0	0	0	0	0	0
02:00	*	*	*	*	*	*	*	*	*	*	*	*	*	*	*
02:15	*	*	*	*	*	*	*	*	*	*	*	*	*	*	*
02:30	*	*	*	*	*	*	*	*	*	*	*	*	*	*	*
02:45	*	*	*	*	*	*	*	*	*	*	*	*	*	*	*
	0	0	0	0	0	0	0	0	0	0	0	0	0	0	0
03:00	*	*	*	*	*	*	*	*	*	*	*	*	*	*	*
03:15	*	*	*	*	*	*	*	*	*	*	*	*	*	*	*
03:30	*	*	*	*	*	*	*	*	*	*	*	*	*	*	*
03:45	*	*	*	*	*	*	*	*	*	*	*	*	*	*	*
	0	0	0	0	0	0	0	0	0	0	0	0	0	0	0
04:00	*	*	*	*	*	*	*	*	*	*	*	*	*	*	*
04:15	*	*	*	*	*	*	*	*	*	*	*	*	*	*	*
04:30	*	*	*	*	*	*	*	*	*	*	*	*	*	*	*
04:45	*	*	*	*	*	*	*	*	*	*	*	*	*	*	*
	0	0	0	0	0	0	0	0	0	0	0	0	0	0	0
05:00	*	*	*	*	*	*	*	*	*	*	*	*	*	*	*
05:15	*	*	*	*	*	*	*	*	*	*	*	*	*	*	*
05:30	*	*	*	*	*	*	*	*	*	*	*	*	*	*	*
05:45	*	*	*	*	*	*	*	*	*	*	*	*	*	*	*
	0	0	0	0	0	0	0	0	0	0	0	0	0	0	0
06:00	*	*	*	*	*	*	*	*	*	*	*	*	*	*	*
06:15	*	*	*	*	*	*	*	*	*	*	*	*	*	*	*
06:30	*	*	*	*	*	*	*	*	*	*	*	*	*	*	*
06:45	*	*	*	*	*	*	*	*	*	*	*	*	*	*	*
	0	0	0	0	0	0	0	0	0	0	0	0	0	0	0
07:00	*	*	*	*	*	*	*	*	*	*	*	*	*	*	*
07:15	*	*	*	*	*	*	*	*	*	*	*	*	*	*	*
07:30	*	*	*	*	*	*	*	*	*	*	*	*	*	*	*
07:45	*	*	*	*	*	*	*	*	*	*	*	*	*	*	*
	0	0	0	0	0	0	0	0	0	0	0	0	0	0	0
08:00	*	*	*	*	*	*	*	*	*	*	*	*	*	*	*
08:15	*	*	*	*	*	*	*	*	*	*	*	*	*	*	*
08:30	*	*	*	*	*	*	*	*	*	*	*	*	*	*	*
08:45	*	*	*	*	*	*	*	*	*	*	*	*	*	*	*
	0	0	0	0	0	0	0	0	0	0	0	0	0	0	0
09:00	*	*	*	*	*	*	*	*	*	*	*	*	*	*	*
09:15	*	*	*	*	*	*	*	*	*	*	*	*	*	*	*
09:30	*	*	*	*	*	*	*	*	*	*	*	*	*	*	*
09:45	*	*	*	*	*	*	*	*	*	*	*	*	*	*	*
	0	0	0	0	0	0	0	0	0	0	0	0	0	0	0
10:00	*	*	*	*	*	*	*	*	*	*	*	*	*	*	*
10:15	*	*	*	*	*	*	*	*	*	*	*	*	*	*	*
10:30	*	*	*	*	*	*	*	*	*	*	*	*	*	*	*
10:45	*	*	*	*	*	*	*	*	*	*	*	*	*	*	*
	0	0	0	0	0	0	0	0	0	0	0	0	0	0	0
11:00	*	*	*	*	*	*	*	*	*	*	*	*	*	*	*
11:15	*	*	*	*	*	*	*	*	*	*	*	*	*	*	*
11:30	*	*	*	*	*	*	*	*	*	*	*	*	*	*	*
11:45	*	*	*	*	*	*	*	*	*	*	*	*	*	*	*
	0	0	0	0	0	0	0	0	0	0	0	0	0	0	0
Total	0	0	0	0	0	0	0	0	0	0	0	0	0	0	0

VHB Engineering NC, PC

4000 WestChase Boulevard, Suite 530
Raleigh, NC 27607
p: 919-829-0328 f: 919-829-0329

Site Code: NC 56
Station ID: 11
US 15
North of Sunset Street
Date Start: 02-Dec-14

Northbound

Start Time	1 15	16 20	21 25	26 30	31 35	36 40	41 45	46 50	51 55	56 60	61 65	66 70	71 75	76 999	Total
12 PM	*	*	*	*	*	*	*	*	*	*	*	*	*	*	*
12:15	*	*	*	*	*	*	*	*	*	*	*	*	*	*	*
12:30	*	*	*	*	*	*	*	*	*	*	*	*	*	*	*
12:45	*	*	*	*	*	*	*	*	*	*	*	*	*	*	*
	0	0	0	0	0	0	0	0	0	0	0	0	0	0	0
13:00	*	*	*	*	*	*	*	*	*	*	*	*	*	*	*
13:15	*	*	*	*	*	*	*	*	*	*	*	*	*	*	*
13:30	*	*	*	*	*	*	*	*	*	*	*	*	*	*	*
13:45	*	*	*	*	*	*	*	*	*	*	*	*	*	*	*
	0	0	0	0	0	0	0	0	0	0	0	0	0	0	0
14:00	*	*	*	*	*	*	*	*	*	*	*	*	*	*	*
14:15	*	*	*	*	*	*	*	*	*	*	*	*	*	*	*
14:30	*	*	*	*	*	*	*	*	*	*	*	*	*	*	*
14:45	*	*	*	*	*	*	*	*	*	*	*	*	*	*	*
	0	0	0	0	0	0	0	0	0	0	0	0	0	0	0
15:00	*	*	*	*	*	*	*	*	*	*	*	*	*	*	*
15:15	*	*	*	*	*	*	*	*	*	*	*	*	*	*	*
15:30	*	*	*	*	*	*	*	*	*	*	*	*	*	*	*
15:45	*	*	*	*	*	*	*	*	*	*	*	*	*	*	*
	0	0	0	0	0	0	0	0	0	0	0	0	0	0	0
16:00	0	0	0	2	6	8	9	1	1	0	0	0	0	0	27
16:15	1	0	0	0	2	7	11	2	1	0	0	0	0	0	24
16:30	1	0	0	2	9	8	4	1	0	0	0	0	0	0	25
16:45	1	0	0	1	6	11	8	1	0	0	0	0	0	0	28
	3	0	0	5	23	34	32	5	2	0	0	0	0	0	104
17:00	0	0	0	2	9	20	4	1	0	0	0	0	0	0	36
17:15	0	0	0	1	8	14	9	1	0	0	0	0	0	0	33
17:30	1	0	0	2	8	11	10	1	0	0	0	0	0	0	33
17:45	0	0	0	1	5	12	4	1	1	0	0	0	0	0	24
	1	0	0	6	30	57	27	4	1	0	0	0	0	0	126
18:00	0	0	0	1	7	8	5	0	0	0	0	0	0	0	21
18:15	1	0	1	1	5	7	5	1	0	0	0	0	0	0	21
18:30	0	0	0	1	3	5	2	1	0	0	0	0	0	0	12
18:45	0	0	0	2	7	5	5	0	0	0	0	0	0	0	19
	1	0	1	5	22	25	17	2	0	0	0	0	0	0	73
19:00	0	0	0	0	2	8	4	0	0	0	0	0	0	0	14
19:15	0	0	0	1	5	5	4	1	0	0	0	0	0	0	16
19:30	0	0	0	0	4	6	2	0	0	0	0	0	0	0	12
19:45	0	0	0	0	2	6	6	0	0	0	0	0	0	0	14
	0	0	0	1	13	25	16	1	0	0	0	0	0	0	56
20:00	0	0	0	1	3	8	0	0	0	0	0	0	0	0	12
20:15	0	0	0	0	4	3	2	0	0	0	0	0	0	0	9
20:30	0	0	0	1	1	5	0	0	0	0	0	0	0	0	7
20:45	0	0	0	3	2	5	0	2	0	0	1	0	0	0	13
	0	0	0	5	10	21	2	2	0	0	1	0	0	0	41
21:00	0	0	0	0	3	3	1	0	0	0	0	0	0	0	7
21:15	0	0	0	1	2	2	1	0	0	0	0	0	0	0	6
21:30	0	0	0	0	4	3	2	1	0	0	0	0	0	0	10
21:45	0	0	0	0	2	1	2	0	0	0	0	0	0	0	5
	0	0	0	1	11	9	6	1	0	0	0	0	0	0	28
22:00	0	0	0	0	0	2	1	1	0	0	0	0	0	0	4
22:15	0	0	0	0	2	1	1	0	0	0	0	0	0	0	4
22:30	0	0	0	0	2	2	1	0	0	0	0	0	0	0	5
22:45	0	0	0	1	2	3	0	0	1	0	0	0	0	0	7
	0	0	0	1	6	8	3	1	1	0	0	0	0	0	20
23:00	0	0	0	0	1	1	0	0	0	0	0	0	0	0	2
23:15	0	0	0	0	2	1	0	1	1	0	0	0	0	0	5
23:30	0	0	0	1	0	0	0	0	0	0	0	0	0	0	1
23:45	0	0	0	0	0	2	0	1	0	0	0	0	0	0	3
	0	0	0	1	3	4	0	2	1	0	0	0	0	0	11
Total	5	0	1	25	118	183	103	18	5	0	1	0	0	0	459

VHB Engineering NC, PC

4000 WestChase Boulevard, Suite 530
Raleigh, NC 27607
p: 919-829-0328 f: 919-829-0329

Site Code: NC 56
Station ID: 11
US 15
North of Sunset Street
Date Start: 02-Dec-14

Northbound

Start Time	1 15	16 20	21 25	26 30	31 35	36 40	41 45	46 50	51 55	56 60	61 65	66 70	71 75	76 999	Total
12/03/1															
4	0	0	0	0	0	0	1	0	0	0	0	0	0	0	1
00:15	0	0	0	1	0	0	0	0	0	0	0	0	0	0	1
00:30	0	0	0	1	3	1	0	0	0	0	0	0	0	0	5
00:45	0	0	0	0	2	1	0	0	0	0	0	0	0	0	3
	0	0	0	2	5	2	1	0	0	0	0	0	0	0	10
01:00	0	0	0	0	0	0	0	0	0	0	0	0	0	0	0
01:15	0	0	0	0	1	0	1	0	0	0	0	0	0	0	2
01:30	0	0	0	0	1	0	1	0	0	0	0	0	0	0	2
01:45	0	0	0	0	0	0	0	0	0	0	0	0	0	0	0
	0	0	0	0	2	0	2	0	0	0	0	0	0	0	4
02:00	0	0	0	0	0	0	0	0	0	0	0	0	0	0	0
02:15	0	0	0	0	0	0	0	0	0	0	0	0	0	0	0
02:30	0	0	0	0	1	0	0	0	0	0	0	0	0	0	1
02:45	0	0	0	0	0	0	0	0	0	0	0	0	0	0	0
	0	0	0	0	1	0	0	0	0	0	0	0	0	0	1
03:00	0	0	0	0	0	1	0	0	0	0	0	0	0	0	1
03:15	0	0	0	0	0	0	0	0	0	0	0	0	0	0	0
03:30	0	0	0	0	0	0	1	0	0	0	0	0	0	0	1
03:45	0	0	0	0	0	0	0	0	0	0	0	0	0	0	0
	0	0	0	0	0	1	1	0	0	0	0	0	0	0	2
04:00	0	0	0	0	0	0	0	0	0	0	0	0	0	0	0
04:15	0	0	0	0	0	0	0	0	0	0	0	0	0	0	0
04:30	0	0	0	0	0	0	0	0	0	0	0	0	0	0	0
04:45	0	0	0	0	0	0	0	0	0	0	0	0	0	0	0
	0	0	0	0	0	0	0	0	0	0	0	0	0	0	0
05:00	0	0	0	1	0	0	0	0	0	0	0	0	0	0	1
05:15	0	0	0	0	1	0	0	0	0	0	0	0	0	0	1
05:30	0	0	0	0	0	0	0	0	0	0	0	0	0	0	0
05:45	1	0	0	0	0	0	0	0	0	0	0	0	0	0	1
	1	0	0	1	1	0	0	0	0	0	0	0	0	0	3
06:00	0	0	0	0	1	1	2	0	0	0	0	0	0	0	4
06:15	0	0	0	0	0	0	1	0	0	0	0	0	0	0	1
06:30	1	0	0	0	5	2	0	2	0	0	0	0	0	0	10
06:45	0	0	0	0	4	0	1	2	0	0	0	0	0	0	7
	1	0	0	0	10	3	4	4	0	0	0	0	0	0	22
07:00	0	0	0	0	1	3	1	0	0	0	0	0	0	0	5
07:15	0	0	0	0	0	4	6	1	0	0	0	0	0	0	11
07:30	1	0	0	1	1	4	7	0	0	0	0	0	0	0	14
07:45	0	0	1	1	6	8	6	1	0	0	0	0	0	0	23
	1	0	1	2	8	19	20	2	0	0	0	0	0	0	53
08:00	0	0	0	0	3	8	4	1	0	0	0	0	0	0	16
08:15	1	0	0	6	7	15	11	1	0	0	0	0	0	0	41
08:30	2	0	1	2	2	9	2	2	0	0	0	0	0	0	20
08:45	0	0	0	2	4	3	5	0	0	0	0	0	0	0	14
	3	0	1	10	16	35	22	4	0	0	0	0	0	0	91
09:00	0	0	0	2	6	3	4	2	1	0	0	0	0	0	18
09:15	1	1	0	1	2	9	3	1	1	0	0	0	0	0	19
09:30	0	0	1	1	2	5	6	0	0	0	0	0	0	0	15
09:45	0	0	0	0	1	7	4	5	0	0	0	0	0	0	17
	1	1	1	4	11	24	17	8	2	0	0	0	0	0	69
10:00	0	0	0	0	3	5	5	2	1	0	0	0	0	0	16
10:15	0	0	0	3	1	6	2	2	0	0	0	0	0	0	14
10:30	0	0	0	0	6	7	3	0	0	0	0	0	0	0	16
10:45	0	0	0	1	2	11	5	2	0	1	0	0	0	0	22
	0	0	0	4	12	29	15	6	1	1	0	0	0	0	68
11:00	1	0	0	3	4	5	6	0	0	0	0	0	0	0	19
11:15	2	1	1	1	2	4	3	0	0	0	0	0	0	0	14
11:30	0	0	0	2	3	4	6	2	1	0	1	0	0	0	19
11:45	1	0	0	1	4	6	2	0	0	0	0	0	0	0	14
	4	1	1	7	13	19	17	2	1	0	1	0	0	0	66
Total	11	2	4	30	79	132	99	26	4	1	1	0	0	0	389

VHB Engineering NC, PC

4000 WestChase Boulevard, Suite 530
Raleigh, NC 27607
p: 919-829-0328 f: 919-829-0329

Site Code: NC 56
Station ID: 11
US 15
North of Sunset Street
Date Start: 02-Dec-14

Northbound

Start Time	1 15	16 20	21 25	26 30	31 35	36 40	41 45	46 50	51 55	56 60	61 65	66 70	71 75	76 999	Total
12 PM	0	0	0	3	3	7	2	4	0	0	0	0	0	0	19
12:15	0	0	0	1	1	8	3	0	0	0	0	0	0	0	13
12:30	0	0	0	3	3	5	5	1	1	0	0	0	0	0	18
12:45	1	0	0	1	6	7	8	1	0	0	0	0	0	0	24
	1	0	0	8	13	27	18	6	1	0	0	0	0	0	74
13:00	0	0	0	0	4	7	1	0	0	1	0	0	0	0	13
13:15	0	0	0	0	3	4	5	1	0	0	0	0	0	0	13
13:30	1	0	0	1	6	6	8	1	0	0	0	0	0	0	23
13:45	0	0	0	1	5	7	3	0	0	0	0	0	0	0	16
	1	0	0	2	18	24	17	2	0	1	0	0	0	0	65
14:00	0	0	0	1	6	8	6	1	1	1	0	0	0	0	24
14:15	0	0	0	0	1	7	7	2	1	1	0	0	0	0	19
14:30	1	0	0	0	8	7	4	1	1	0	0	0	0	0	22
14:45	0	0	0	2	4	8	6	1	0	0	0	0	0	0	21
	1	0	0	3	19	30	23	5	3	2	0	0	0	0	86
15:00	0	0	0	3	4	6	6	1	0	0	0	0	0	0	20
15:15	1	0	1	4	4	5	8	2	0	0	0	0	0	0	25
15:30	1	0	1	2	6	9	3	2	0	0	0	0	0	0	24
15:45	0	0	1	0	7	16	7	1	1	0	0	0	0	0	33
	2	0	3	9	21	36	24	6	1	0	0	0	0	0	102
16:00	2	0	0	2	7	11	8	1	0	0	0	0	0	0	31
16:15	0	0	0	1	4	9	9	2	0	0	0	0	0	0	25
16:30	0	0	0	3	3	9	3	3	0	0	0	0	0	0	21
16:45	1	0	0	1	4	15	9	1	0	0	0	0	0	0	31
	3	0	0	7	18	44	29	7	0	0	0	0	0	0	108
17:00	0	0	0	1	5	13	5	3	0	0	0	0	0	0	27
17:15	0	0	0	0	3	17	9	2	1	0	0	0	0	0	32
17:30	2	0	0	0	4	18	12	2	1	0	0	0	0	0	39
17:45	0	0	0	0	6	10	5	1	0	0	0	0	0	0	22
	2	0	0	1	18	58	31	8	2	0	0	0	0	0	120
18:00	1	0	0	1	9	8	3	1	0	0	0	0	0	0	23
18:15	0	1	1	1	2	6	6	1	0	0	0	0	0	0	18
18:30	1	0	0	1	4	3	6	0	0	0	0	0	0	0	15
18:45	0	0	0	0	2	6	1	0	0	0	0	0	0	0	9
	2	1	1	3	17	23	16	2	0	0	0	0	0	0	65
19:00	0	0	0	1	1	9	3	3	0	0	0	0	0	0	17
19:15	0	0	0	1	3	4	5	0	0	0	0	0	0	0	13
19:30	0	0	1	0	9	8	3	0	0	0	0	0	0	0	21
19:45	0	0	0	4	0	3	1	1	0	0	0	0	0	0	9
	0	0	1	6	13	24	12	4	0	0	0	0	0	0	60
20:00	0	0	0	1	5	4	1	0	0	0	0	0	0	0	11
20:15	0	0	0	0	4	3	3	0	0	0	0	0	0	0	10
20:30	0	0	0	1	5	5	5	0	0	0	0	0	0	0	16
20:45	0	0	0	0	3	5	1	0	0	0	0	0	0	0	9
	0	0	0	2	17	17	10	0	0	0	0	0	0	0	46
21:00	1	0	0	0	1	7	1	0	1	0	0	0	0	0	11
21:15	0	0	0	0	2	3	2	1	0	0	0	0	0	0	8
21:30	0	0	0	0	1	4	1	1	0	0	0	0	0	0	7
21:45	0	0	0	1	4	1	0	2	0	0	0	0	0	0	8
	1	0	0	1	8	15	4	4	1	0	0	0	0	0	34
22:00	0	0	0	0	2	3	1	0	0	0	0	0	0	0	6
22:15	0	0	0	0	1	3	0	0	0	0	0	0	0	0	4
22:30	0	0	0	0	3	3	1	1	0	0	0	0	0	0	8
22:45	0	0	0	0	2	1	1	0	0	0	0	0	0	0	4
	0	0	0	0	8	10	3	1	0	0	0	0	0	0	22
23:00	0	0	0	0	0	2	0	0	0	0	0	0	0	0	2
23:15	0	0	0	2	0	1	0	0	0	0	0	0	0	0	3
23:30	0	0	0	0	2	1	1	0	0	0	0	0	0	0	4
23:45	0	0	0	0	0	2	1	0	0	0	0	0	0	0	3
	0	0	0	2	2	6	2	0	0	0	0	0	0	0	12
Total	13	1	5	44	172	314	189	45	8	3	0	0	0	0	794

VHB Engineering NC, PC

4000 WestChase Boulevard, Suite 530
Raleigh, NC 27607
p: 919-829-0328 f: 919-829-0329

Site Code: NC 56
Station ID: 11
US 15
North of Sunset Street
Date Start: 02-Dec-14

Northbound

Start Time	1 15	16 20	21 25	26 30	31 35	36 40	41 45	46 50	51 55	56 60	61 65	66 70	71 75	76 999	Total
12/04/1															
4	0	0	0	0	1	0	0	0	0	0	0	0	0	0	1
00:15	0	0	0	0	0	0	0	0	0	0	0	0	0	0	0
00:30	0	0	0	0	0	1	0	1	0	0	0	0	0	0	2
00:45	0	0	0	1	0	2	0	0	0	0	0	0	0	0	3
	0	0	0	1	1	3	0	1	0	0	0	0	0	0	6
01:00	0	0	0	0	1	1	0	0	0	0	0	0	0	0	2
01:15	0	0	0	0	0	0	0	0	0	0	0	0	0	0	0
01:30	0	0	0	0	0	0	0	0	0	0	0	0	0	0	0
01:45	0	0	0	1	0	0	0	1	0	0	0	0	0	0	2
	0	0	0	1	1	1	0	1	0	0	0	0	0	0	4
02:00	0	0	0	0	0	0	0	0	0	0	0	0	0	0	0
02:15	0	0	2	0	0	0	0	0	0	0	0	0	0	0	2
02:30	0	0	0	0	0	0	0	0	0	0	0	0	0	0	0
02:45	0	0	0	0	0	0	0	1	0	0	0	0	0	0	1
	0	0	2	0	0	0	0	1	0	0	0	0	0	0	3
03:00	0	0	0	0	0	0	0	0	0	0	0	0	0	0	0
03:15	0	0	0	0	0	0	0	0	0	0	0	0	0	0	0
03:30	0	0	0	0	0	0	0	0	0	0	0	0	0	0	0
03:45	0	0	0	0	1	0	0	0	0	0	0	0	0	0	1
	0	0	0	0	1	0	0	0	0	0	0	0	0	0	1
04:00	0	0	0	0	0	0	0	0	0	0	0	0	0	0	0
04:15	0	0	0	0	0	2	0	0	0	0	0	0	0	0	2
04:30	0	0	0	0	0	0	0	0	0	0	0	0	0	0	0
04:45	0	0	0	0	0	0	0	0	0	0	0	0	0	0	0
	0	0	0	0	0	2	0	0	0	0	0	0	0	0	2
05:00	0	0	0	0	0	0	0	0	0	0	0	0	0	0	0
05:15	0	0	0	0	0	1	0	0	0	0	0	0	0	0	1
05:30	0	0	0	1	1	0	0	0	0	0	0	0	0	0	2
05:45	0	0	0	0	1	0	1	0	0	0	0	0	0	0	2
	0	0	0	1	2	1	1	0	0	0	0	0	0	0	5
06:00	0	0	0	0	0	1	1	0	0	0	0	0	0	0	2
06:15	0	0	0	0	0	0	1	0	0	0	0	0	0	0	1
06:30	0	0	0	0	2	0	1	1	0	0	0	0	0	0	4
06:45	0	0	0	0	2	1	1	1	0	0	0	0	0	0	5
	0	0	0	0	4	2	4	2	0	0	0	0	0	0	12
07:00	0	0	0	0	2	3	3	0	0	0	0	0	0	0	8
07:15	0	0	0	0	4	9	0	2	0	0	0	0	0	0	15
07:30	0	0	0	1	4	2	4	2	0	0	0	0	0	0	13
07:45	0	0	2	0	4	3	3	2	0	0	0	0	0	0	14
	0	0	2	1	14	17	10	6	0	0	0	0	0	0	50
08:00	0	0	0	1	3	6	5	3	0	0	0	0	0	0	18
08:15	0	0	0	1	5	5	12	3	3	0	0	0	0	0	29
08:30	1	0	3	1	2	4	4	0	2	0	0	0	0	0	17
08:45	0	0	0	1	3	7	9	0	1	0	0	0	0	0	21
	1	0	3	4	13	22	30	6	6	0	0	0	0	0	85
09:00	0	0	0	2	4	3	5	1	0	0	0	0	0	0	15
09:15	0	0	0	0	4	5	6	0	0	0	0	0	0	0	15
09:30	0	0	3	3	3	7	4	1	0	0	0	0	0	0	21
09:45	0	0	0	1	3	5	5	1	0	0	0	0	0	0	15
	0	0	3	6	14	20	20	3	0	0	0	0	0	0	66
10:00	0	0	0	1	1	4	4	1	0	0	0	0	0	0	11
10:15	0	0	1	2	3	6	1	1	1	0	0	0	0	0	15
10:30	0	0	0	1	7	5	2	2	0	0	0	0	0	0	17
10:45	0	0	1	2	4	3	3	0	0	0	0	0	0	0	13
	0	0	2	6	15	18	10	4	1	0	0	0	0	0	56
11:00	1	0	0	0	3	4	10	0	0	0	0	0	0	0	18
11:15	0	0	0	0	2	8	0	1	1	1	0	0	0	0	13
11:30	0	0	0	0	3	10	1	2	0	0	0	0	0	0	16
11:45	0	0	0	1	4	4	5	2	1	0	0	0	0	0	17
	1	0	0	1	12	26	16	5	2	1	0	0	0	0	64
Total	2	0	12	21	77	112	91	29	9	1	0	0	0	0	354

VHB Engineering NC, PC

4000 WestChase Boulevard, Suite 530
Raleigh, NC 27607
p: 919-829-0328 f: 919-829-0329

Site Code: NC 56
Station ID: 11
US 15
North of Sunset Street
Date Start: 02-Dec-14

Northbound

Start Time	1 15	16 20	21 25	26 30	31 35	36 40	41 45	46 50	51 55	56 60	61 65	66 70	71 75	76 999	Total
12 PM	0	0	1	1	2	7	5	0	0	0	0	0	0	0	16
12:15	1	0	0	0	5	8	4	3	0	0	0	0	0	0	21
12:30	0	0	0	2	6	3	1	0	0	0	0	0	0	0	12
12:45	0	0	1	1	4	3	7	2	0	0	0	0	0	0	18
	1	0	2	4	17	21	17	5	0	0	0	0	0	0	67
13:00	2	0	0	1	4	9	5	0	0	0	0	0	0	0	21
13:15	0	0	0	1	6	9	4	1	0	0	0	0	0	0	21
13:30	0	0	0	1	3	8	8	1	1	0	0	0	0	0	22
13:45	2	0	0	2	4	5	1	1	1	0	0	0	0	0	16
	4	0	0	5	17	31	18	3	2	0	0	0	0	0	80
14:00	0	0	0	1	5	5	5	2	0	0	0	0	0	0	18
14:15	0	0	0	1	3	3	5	1	1	0	0	0	0	0	14
14:30	0	0	1	0	2	11	7	1	1	0	0	0	0	0	23
14:45	1	0	0	2	3	9	5	2	0	0	0	0	0	0	22
	1	0	1	4	13	28	22	6	2	0	0	0	0	0	77
15:00	1	0	0	1	5	14	2	1	0	0	0	0	0	0	24
15:15	0	0	0	4	6	16	5	0	1	0	0	0	0	0	32
15:30	0	0	0	0	2	8	5	2	0	0	0	0	0	0	17
15:45	0	0	0	2	2	13	11	1	2	0	0	0	0	0	31
	1	0	0	7	15	51	23	4	3	0	0	0	0	0	104
16:00	*	*	*	*	*	*	*	*	*	*	*	*	*	*	*
16:15	*	*	*	*	*	*	*	*	*	*	*	*	*	*	*
16:30	*	*	*	*	*	*	*	*	*	*	*	*	*	*	*
16:45	*	*	*	*	*	*	*	*	*	*	*	*	*	*	*
	0	0	0	0	0	0	0	0	0	0	0	0	0	0	0
17:00	*	*	*	*	*	*	*	*	*	*	*	*	*	*	*
17:15	*	*	*	*	*	*	*	*	*	*	*	*	*	*	*
17:30	*	*	*	*	*	*	*	*	*	*	*	*	*	*	*
17:45	*	*	*	*	*	*	*	*	*	*	*	*	*	*	*
	0	0	0	0	0	0	0	0	0	0	0	0	0	0	0
18:00	*	*	*	*	*	*	*	*	*	*	*	*	*	*	*
18:15	*	*	*	*	*	*	*	*	*	*	*	*	*	*	*
18:30	*	*	*	*	*	*	*	*	*	*	*	*	*	*	*
18:45	*	*	*	*	*	*	*	*	*	*	*	*	*	*	*
	0	0	0	0	0	0	0	0	0	0	0	0	0	0	0
19:00	*	*	*	*	*	*	*	*	*	*	*	*	*	*	*
19:15	*	*	*	*	*	*	*	*	*	*	*	*	*	*	*
19:30	*	*	*	*	*	*	*	*	*	*	*	*	*	*	*
19:45	*	*	*	*	*	*	*	*	*	*	*	*	*	*	*
	0	0	0	0	0	0	0	0	0	0	0	0	0	0	0
20:00	*	*	*	*	*	*	*	*	*	*	*	*	*	*	*
20:15	*	*	*	*	*	*	*	*	*	*	*	*	*	*	*
20:30	*	*	*	*	*	*	*	*	*	*	*	*	*	*	*
20:45	*	*	*	*	*	*	*	*	*	*	*	*	*	*	*
	0	0	0	0	0	0	0	0	0	0	0	0	0	0	0
21:00	*	*	*	*	*	*	*	*	*	*	*	*	*	*	*
21:15	*	*	*	*	*	*	*	*	*	*	*	*	*	*	*
21:30	*	*	*	*	*	*	*	*	*	*	*	*	*	*	*
21:45	*	*	*	*	*	*	*	*	*	*	*	*	*	*	*
	0	0	0	0	0	0	0	0	0	0	0	0	0	0	0
22:00	*	*	*	*	*	*	*	*	*	*	*	*	*	*	*
22:15	*	*	*	*	*	*	*	*	*	*	*	*	*	*	*
22:30	*	*	*	*	*	*	*	*	*	*	*	*	*	*	*
22:45	*	*	*	*	*	*	*	*	*	*	*	*	*	*	*
	0	0	0	0	0	0	0	0	0	0	0	0	0	0	0
23:00	*	*	*	*	*	*	*	*	*	*	*	*	*	*	*
23:15	*	*	*	*	*	*	*	*	*	*	*	*	*	*	*
23:30	*	*	*	*	*	*	*	*	*	*	*	*	*	*	*
23:45	*	*	*	*	*	*	*	*	*	*	*	*	*	*	*
	0	0	0	0	0	0	0	0	0	0	0	0	0	0	0
Total	7	0	3	20	62	131	80	18	7	0	0	0	0	0	328
Grand Total	38	3	25	140	508	872	562	136	33	5	2	0	0	0	2324

15th Percentile :	30 MPH
50th Percentile :	37 MPH
85th Percentile :	43 MPH
95th Percentile :	47 MPH

Stats

Mean Speed(Average) :	37 MPH
10 MPH Pace Speed :	34-43 MPH
Number in Pace :	1393
Percent in Pace :	59.9%
Number of Vehicles > 35 MPH :	1610

Percent of Vehicles > 35 MPH : 69.3%

VHB Engineering NC, PC

4000 WestChase Boulevard, Suite 530
Raleigh, NC 27607
p: 919-829-0328 f: 919-829-0329

Site Code: NC 56
Station ID: 11
US 15
North of Sunset Street
Date Start: 02-Dec-14

Southbound, Northbound

Start Time	1 15	16 20	21 25	26 30	31 35	36 40	41 45	46 50	51 55	56 60	61 65	66 70	71 75	76 999	Total
12/02/14	*	*	*	*	*	*	*	*	*	*	*	*	*	*	*
00:15	*	*	*	*	*	*	*	*	*	*	*	*	*	*	*
00:30	*	*	*	*	*	*	*	*	*	*	*	*	*	*	*
00:45	*	*	*	*	*	*	*	*	*	*	*	*	*	*	*
	0	0	0	0	0	0	0	0	0	0	0	0	0	0	0
01:00	*	*	*	*	*	*	*	*	*	*	*	*	*	*	*
01:15	*	*	*	*	*	*	*	*	*	*	*	*	*	*	*
01:30	*	*	*	*	*	*	*	*	*	*	*	*	*	*	*
01:45	*	*	*	*	*	*	*	*	*	*	*	*	*	*	*
	0	0	0	0	0	0	0	0	0	0	0	0	0	0	0
02:00	*	*	*	*	*	*	*	*	*	*	*	*	*	*	*
02:15	*	*	*	*	*	*	*	*	*	*	*	*	*	*	*
02:30	*	*	*	*	*	*	*	*	*	*	*	*	*	*	*
02:45	*	*	*	*	*	*	*	*	*	*	*	*	*	*	*
	0	0	0	0	0	0	0	0	0	0	0	0	0	0	0
03:00	*	*	*	*	*	*	*	*	*	*	*	*	*	*	*
03:15	*	*	*	*	*	*	*	*	*	*	*	*	*	*	*
03:30	*	*	*	*	*	*	*	*	*	*	*	*	*	*	*
03:45	*	*	*	*	*	*	*	*	*	*	*	*	*	*	*
	0	0	0	0	0	0	0	0	0	0	0	0	0	0	0
04:00	*	*	*	*	*	*	*	*	*	*	*	*	*	*	*
04:15	*	*	*	*	*	*	*	*	*	*	*	*	*	*	*
04:30	*	*	*	*	*	*	*	*	*	*	*	*	*	*	*
04:45	*	*	*	*	*	*	*	*	*	*	*	*	*	*	*
	0	0	0	0	0	0	0	0	0	0	0	0	0	0	0
05:00	*	*	*	*	*	*	*	*	*	*	*	*	*	*	*
05:15	*	*	*	*	*	*	*	*	*	*	*	*	*	*	*
05:30	*	*	*	*	*	*	*	*	*	*	*	*	*	*	*
05:45	*	*	*	*	*	*	*	*	*	*	*	*	*	*	*
	0	0	0	0	0	0	0	0	0	0	0	0	0	0	0
06:00	*	*	*	*	*	*	*	*	*	*	*	*	*	*	*
06:15	*	*	*	*	*	*	*	*	*	*	*	*	*	*	*
06:30	*	*	*	*	*	*	*	*	*	*	*	*	*	*	*
06:45	*	*	*	*	*	*	*	*	*	*	*	*	*	*	*
	0	0	0	0	0	0	0	0	0	0	0	0	0	0	0
07:00	*	*	*	*	*	*	*	*	*	*	*	*	*	*	*
07:15	*	*	*	*	*	*	*	*	*	*	*	*	*	*	*
07:30	*	*	*	*	*	*	*	*	*	*	*	*	*	*	*
07:45	*	*	*	*	*	*	*	*	*	*	*	*	*	*	*
	0	0	0	0	0	0	0	0	0	0	0	0	0	0	0
08:00	*	*	*	*	*	*	*	*	*	*	*	*	*	*	*
08:15	*	*	*	*	*	*	*	*	*	*	*	*	*	*	*
08:30	*	*	*	*	*	*	*	*	*	*	*	*	*	*	*
08:45	*	*	*	*	*	*	*	*	*	*	*	*	*	*	*
	0	0	0	0	0	0	0	0	0	0	0	0	0	0	0
09:00	*	*	*	*	*	*	*	*	*	*	*	*	*	*	*
09:15	*	*	*	*	*	*	*	*	*	*	*	*	*	*	*
09:30	*	*	*	*	*	*	*	*	*	*	*	*	*	*	*
09:45	*	*	*	*	*	*	*	*	*	*	*	*	*	*	*
	0	0	0	0	0	0	0	0	0	0	0	0	0	0	0
10:00	*	*	*	*	*	*	*	*	*	*	*	*	*	*	*
10:15	*	*	*	*	*	*	*	*	*	*	*	*	*	*	*
10:30	*	*	*	*	*	*	*	*	*	*	*	*	*	*	*
10:45	*	*	*	*	*	*	*	*	*	*	*	*	*	*	*
	0	0	0	0	0	0	0	0	0	0	0	0	0	0	0
11:00	*	*	*	*	*	*	*	*	*	*	*	*	*	*	*
11:15	*	*	*	*	*	*	*	*	*	*	*	*	*	*	*
11:30	*	*	*	*	*	*	*	*	*	*	*	*	*	*	*
11:45	*	*	*	*	*	*	*	*	*	*	*	*	*	*	*
	0	0	0	0	0	0	0	0	0	0	0	0	0	0	0
Total	0	0	0	0	0	0	0	0	0	0	0	0	0	0	0

VHB Engineering NC, PC

4000 WestChase Boulevard, Suite 530
Raleigh, NC 27607
p: 919-829-0328 f: 919-829-0329

Site Code: NC 56
Station ID: 11
US 15
North of Sunset Street
Date Start: 02-Dec-14

Southbound, Northbound

Start Time	1 15	16 20	21 25	26 30	31 35	36 40	41 45	46 50	51 55	56 60	61 65	66 70	71 75	76 999	Total
12 PM	*	*	*	*	*	*	*	*	*	*	*	*	*	*	*
12:15	*	*	*	*	*	*	*	*	*	*	*	*	*	*	*
12:30	*	*	*	*	*	*	*	*	*	*	*	*	*	*	*
12:45	*	*	*	*	*	*	*	*	*	*	*	*	*	*	*
	0	0	0	0	0	0	0	0	0	0	0	0	0	0	0
13:00	*	*	*	*	*	*	*	*	*	*	*	*	*	*	*
13:15	*	*	*	*	*	*	*	*	*	*	*	*	*	*	*
13:30	*	*	*	*	*	*	*	*	*	*	*	*	*	*	*
13:45	*	*	*	*	*	*	*	*	*	*	*	*	*	*	*
	0	0	0	0	0	0	0	0	0	0	0	0	0	0	0
14:00	*	*	*	*	*	*	*	*	*	*	*	*	*	*	*
14:15	*	*	*	*	*	*	*	*	*	*	*	*	*	*	*
14:30	*	*	*	*	*	*	*	*	*	*	*	*	*	*	*
14:45	*	*	*	*	*	*	*	*	*	*	*	*	*	*	*
	0	0	0	0	0	0	0	0	0	0	0	0	0	0	0
15:00	*	*	*	*	*	*	*	*	*	*	*	*	*	*	*
15:15	*	*	*	*	*	*	*	*	*	*	*	*	*	*	*
15:30	*	*	*	*	*	*	*	*	*	*	*	*	*	*	*
15:45	*	*	*	*	*	*	*	*	*	*	*	*	*	*	*
	0	0	0	0	0	0	0	0	0	0	0	0	0	0	0
16:00	0	0	0	4	12	18	11	2	1	0	0	0	0	0	48
16:15	1	0	1	0	7	11	15	4	1	0	1	0	0	0	41
16:30	1	0	0	2	11	20	6	1	0	0	0	0	0	0	41
16:45	1	0	0	2	7	17	10	2	0	0	0	0	0	0	39
	3	0	1	8	37	66	42	9	2	0	1	0	0	0	169
17:00	0	0	0	2	12	32	11	4	0	0	0	0	0	0	61
17:15	0	0	0	1	12	20	9	3	0	0	0	0	0	0	45
17:30	3	0	0	2	13	19	14	3	0	0	0	0	0	0	54
17:45	0	0	0	3	6	16	7	3	1	0	0	0	0	0	36
	3	0	0	8	43	87	41	13	1	0	0	0	0	0	196
18:00	0	0	0	1	9	11	12	1	0	1	0	0	0	0	35
18:15	1	0	1	2	9	20	8	1	0	0	0	0	0	0	42
18:30	0	0	0	1	4	7	8	1	1	0	0	0	0	0	22
18:45	0	0	0	2	9	10	7	3	1	0	0	0	0	0	32
	1	0	1	6	31	48	35	6	2	1	0	0	0	0	131
19:00	0	0	0	0	3	15	4	2	0	0	0	0	0	0	24
19:15	0	0	0	1	6	13	6	1	0	0	0	0	0	0	27
19:30	0	0	0	0	8	9	3	1	0	0	0	0	0	0	21
19:45	0	0	0	0	3	9	6	2	0	0	0	0	0	0	20
	0	0	0	1	20	46	19	6	0	0	0	0	0	0	92
20:00	0	1	1	1	6	12	1	0	1	0	0	0	0	0	23
20:15	0	0	0	0	5	3	4	1	1	0	0	0	0	0	14
20:30	0	0	0	1	1	5	0	0	0	0	0	0	0	0	7
20:45	0	0	0	3	5	5	1	3	0	0	1	0	0	0	18
	0	1	1	5	17	25	6	4	2	0	1	0	0	0	62
21:00	0	0	0	0	4	3	4	1	0	0	0	0	0	0	12
21:15	0	0	0	1	3	5	3	0	1	0	0	0	0	0	13
21:30	0	0	0	0	5	6	3	2	0	0	0	0	0	0	16
21:45	0	0	0	0	5	3	4	0	0	0	0	0	0	0	12
	0	0	0	1	17	17	14	3	1	0	0	0	0	0	53
22:00	0	0	0	0	0	2	2	2	0	0	0	0	0	0	6
22:15	0	0	0	1	3	1	2	1	0	0	0	0	0	0	8
22:30	0	0	0	0	2	5	1	0	0	0	0	0	0	0	8
22:45	0	0	0	1	3	5	0	0	1	0	0	0	0	0	10
	0	0	0	2	8	13	5	3	1	0	0	0	0	0	32
23:00	0	0	0	0	1	1	0	0	0	0	0	0	0	0	2
23:15	0	0	0	0	3	2	0	1	1	0	0	0	0	0	7
23:30	0	0	0	1	0	1	0	3	0	0	0	0	0	0	5
23:45	0	0	0	0	1	2	0	1	0	0	0	0	0	0	4
	0	0	0	1	5	6	0	5	1	0	0	0	0	0	18
Total	7	1	3	32	178	308	162	49	10	1	2	0	0	0	753

VHB Engineering NC, PC

4000 WestChase Boulevard, Suite 530
Raleigh, NC 27607
p: 919-829-0328 f: 919-829-0329

Site Code: NC 56
Station ID: 11
US 15
North of Sunset Street
Date Start: 02-Dec-14

Southbound, Northbound

Start Time	1 15	16 20	21 25	26 30	31 35	36 40	41 45	46 50	51 55	56 60	61 65	66 70	71 75	76 999	Total
12/03/1															
4	0	0	0	0	0	1	1	0	0	0	0	0	0	0	2
00:15	0	0	0	3	0	0	1	0	0	1	0	0	0	0	5
00:30	0	0	0	1	3	1	0	0	0	0	0	0	0	0	5
00:45	0	0	0	1	2	1	0	0	1	0	0	0	0	0	5
	0	0	0	5	5	3	2	0	1	1	0	0	0	0	17
01:00	0	0	0	0	0	0	0	0	0	0	0	0	0	0	0
01:15	0	0	0	0	1	0	1	2	0	0	0	0	0	0	4
01:30	0	0	0	0	1	0	2	0	0	0	0	0	0	0	3
01:45	0	0	0	0	0	0	0	0	0	0	0	0	0	0	0
	0	0	0	0	2	0	3	2	0	0	0	0	0	0	7
02:00	0	0	0	0	0	0	0	0	0	0	0	0	0	0	0
02:15	0	0	0	0	0	0	0	0	0	0	0	0	0	0	0
02:30	0	0	0	0	1	1	0	0	0	0	0	0	0	0	2
02:45	0	0	0	0	0	0	0	0	0	0	0	0	0	0	0
	0	0	0	0	1	1	0	0	0	0	0	0	0	0	2
03:00	0	0	0	0	0	1	0	1	0	0	0	0	0	0	2
03:15	0	0	0	0	0	0	0	0	0	0	0	0	0	0	0
03:30	0	0	0	0	0	0	2	0	0	0	0	0	0	0	2
03:45	0	0	0	0	0	0	0	0	0	0	0	0	0	0	0
	0	0	0	0	0	1	2	1	0	0	0	0	0	0	4
04:00	0	0	0	0	0	1	1	0	0	0	0	0	0	0	2
04:15	0	0	0	2	0	0	1	0	0	0	0	0	0	0	3
04:30	0	0	0	0	1	3	1	0	0	1	0	0	0	0	6
04:45	0	0	0	0	0	0	0	0	1	0	0	0	0	0	1
	0	0	0	2	1	4	3	0	1	1	0	0	0	0	12
05:00	0	0	0	1	0	1	1	1	0	0	0	0	0	0	4
05:15	0	0	0	0	2	0	1	1	0	0	0	0	0	0	4
05:30	0	0	0	0	3	3	0	1	0	0	0	0	0	0	7
05:45	1	0	0	1	4	2	0	1	0	0	0	0	0	0	9
	1	0	0	2	9	6	2	4	0	0	0	0	0	0	24
06:00	0	0	0	1	3	5	6	0	1	0	0	0	0	0	16
06:15	0	0	0	0	3	7	3	1	0	0	0	0	0	0	14
06:30	1	0	0	0	12	11	1	4	0	0	0	0	0	0	29
06:45	0	0	0	1	8	5	4	3	0	0	0	0	0	0	21
	1	0	0	2	26	28	14	8	1	0	0	0	0	0	80
07:00	0	0	0	0	7	16	7	1	0	0	0	0	0	0	31
07:15	1	0	1	0	2	14	13	4	0	0	0	0	0	0	35
07:30	1	0	0	2	4	15	13	2	0	0	0	0	0	0	37
07:45	1	0	1	1	10	23	11	3	1	0	0	0	0	0	51
	3	0	2	3	23	68	44	10	1	0	0	0	0	0	154
08:00	0	0	0	1	9	21	12	5	0	0	0	0	0	0	48
08:15	1	0	0	6	10	25	13	2	2	0	0	0	0	0	59
08:30	2	0	1	4	4	16	6	2	0	0	0	0	0	0	35
08:45	0	0	0	4	4	11	8	0	0	0	0	0	0	0	27
	3	0	1	15	27	73	39	9	2	0	0	0	0	0	169
09:00	0	0	0	2	8	8	8	3	1	0	0	0	0	0	30
09:15	1	1	0	5	8	18	10	3	1	0	0	0	0	0	47
09:30	1	0	1	1	4	10	8	2	0	0	0	0	0	0	27
09:45	0	2	0	0	4	12	7	6	1	0	0	0	0	0	32
	2	3	1	8	24	48	33	14	3	0	0	0	0	0	136
10:00	0	0	0	1	7	7	9	3	1	0	0	0	0	0	28
10:15	0	0	0	6	6	9	5	4	0	0	0	0	0	0	30
10:30	0	0	0	1	9	16	6	0	1	0	0	0	0	0	33
10:45	0	0	0	2	3	15	8	2	0	2	0	0	0	0	32
	0	0	0	10	25	47	28	9	2	2	0	0	0	0	123
11:00	1	0	0	5	14	15	9	0	1	1	0	0	0	0	46
11:15	3	1	1	2	6	16	4	2	0	0	0	0	0	0	35
11:30	0	0	0	3	8	11	11	5	1	0	1	0	0	0	40
11:45	1	0	0	1	8	13	5	0	0	0	0	0	0	0	28
	5	1	1	11	36	55	29	7	2	1	1	0	0	0	149
Total	15	4	5	58	179	334	199	64	13	5	1	0	0	0	877

VHB Engineering NC, PC

4000 WestChase Boulevard, Suite 530
Raleigh, NC 27607
p: 919-829-0328 f: 919-829-0329

Site Code: NC 56
Station ID: 11
US 15
North of Sunset Street
Date Start: 02-Dec-14

Southbound, Northbound

Start Time	1 15	16 20	21 25	26 30	31 35	36 40	41 45	46 50	51 55	56 60	61 65	66 70	71 75	76 999	Total
12 PM	0	0	0	3	5	15	5	4	1	0	0	0	0	0	33
12:15	0	0	0	2	2	17	8	1	2	0	0	0	0	0	32
12:30	0	0	0	3	8	11	9	2	1	0	0	0	0	0	34
12:45	4	0	0	2	7	13	11	2	1	1	0	0	0	0	41
	4	0	0	10	22	56	33	9	5	1	0	0	0	0	140
13:00	0	0	1	0	6	10	4	1	0	1	0	0	0	0	23
13:15	0	0	0	1	6	7	11	2	0	1	0	0	0	0	28
13:30	2	0	0	1	10	11	11	1	0	0	0	0	0	0	36
13:45	0	0	0	3	9	10	6	1	1	0	0	0	0	0	30
	2	0	1	5	31	38	32	5	1	2	0	0	0	0	117
14:00	0	0	0	3	12	14	11	3	2	2	0	0	0	0	47
14:15	0	0	0	2	1	11	9	3	2	2	0	0	0	0	30
14:30	2	0	0	0	8	17	6	2	2	0	0	0	0	0	37
14:45	0	0	0	2	10	11	8	2	2	0	1	0	0	0	36
	2	0	0	7	31	53	34	10	8	4	1	0	0	0	150
15:00	2	1	0	3	7	13	10	7	0	0	0	0	0	0	43
15:15	2	0	1	6	6	10	11	5	1	0	0	0	0	0	42
15:30	3	1	2	2	9	21	8	7	0	0	0	0	0	0	53
15:45	0	0	1	1	13	25	21	5	2	0	0	0	0	0	68
	7	2	4	12	35	69	50	24	3	0	0	0	0	0	206
16:00	3	0	0	4	9	20	14	2	0	0	0	0	0	0	52
16:15	0	0	0	2	6	20	16	4	1	0	0	0	0	0	49
16:30	0	0	0	4	9	17	7	4	0	0	0	0	0	0	41
16:45	2	0	0	2	6	21	14	2	0	0	0	0	0	0	47
	5	0	0	12	30	78	51	12	1	0	0	0	0	0	189
17:00	0	0	0	1	6	19	9	7	1	0	0	0	0	0	43
17:15	0	0	0	0	11	26	15	4	1	0	0	0	0	0	57
17:30	2	0	0	0	7	26	18	5	1	0	0	0	0	0	59
17:45	0	1	0	0	8	15	6	1	0	0	0	0	0	0	31
	2	1	0	1	32	86	48	17	3	0	0	0	0	0	190
18:00	2	0	0	1	10	15	7	2	0	0	0	0	0	0	37
18:15	0	1	1	2	8	13	7	1	0	0	0	0	0	0	33
18:30	1	0	0	4	7	7	9	1	0	0	0	0	0	0	29
18:45	0	0	0	0	6	11	3	1	0	0	0	0	0	0	21
	3	1	1	7	31	46	26	5	0	0	0	0	0	0	120
19:00	0	0	0	1	3	12	6	3	0	0	0	0	0	0	25
19:15	0	0	0	1	4	8	6	0	0	0	0	0	0	0	19
19:30	0	0	1	1	11	16	6	0	0	0	0	0	0	0	35
19:45	0	0	0	5	1	7	5	1	0	0	0	0	0	0	19
	0	0	1	8	19	43	23	4	0	0	0	0	0	0	98
20:00	0	0	0	2	8	8	3	1	0	0	0	0	0	0	22
20:15	0	0	0	1	6	4	4	0	0	0	0	0	0	0	15
20:30	0	0	0	1	6	9	8	0	0	0	0	0	0	0	24
20:45	0	0	0	0	4	11	1	1	0	0	0	0	0	0	17
	0	0	0	4	24	32	16	2	0	0	0	0	0	0	78
21:00	2	0	0	0	3	8	2	0	1	0	0	0	0	0	16
21:15	0	0	0	0	3	6	5	1	0	0	0	0	0	0	15
21:30	0	0	0	0	1	5	1	1	0	0	0	0	0	0	8
21:45	0	0	0	1	6	2	0	3	0	0	0	0	0	0	12
	2	0	0	1	13	21	8	5	1	0	0	0	0	0	51
22:00	0	0	0	0	2	3	2	2	0	0	0	0	0	0	9
22:15	0	0	0	0	1	5	0	0	0	0	0	0	0	0	6
22:30	0	0	0	1	3	6	1	1	0	0	0	0	0	0	12
22:45	0	0	0	0	3	4	2	1	0	0	0	0	0	0	10
	0	0	0	1	9	18	5	4	0	0	0	0	0	0	37
23:00	0	0	0	0	0	3	0	0	0	0	0	0	0	0	3
23:15	0	0	0	2	1	1	0	0	0	0	0	0	0	0	4
23:30	0	0	0	0	2	1	1	0	0	0	0	0	0	0	4
23:45	0	0	0	0	1	2	1	0	0	0	0	0	0	0	4
	0	0	0	2	4	7	2	0	0	0	0	0	0	0	15
Total	27	4	7	70	281	547	328	97	22	7	1	0	0	0	1391

VHB Engineering NC, PC

4000 WestChase Boulevard, Suite 530
Raleigh, NC 27607
p: 919-829-0328 f: 919-829-0329

Site Code: NC 56
Station ID: 11
US 15
North of Sunset Street
Date Start: 02-Dec-14

Southbound, Northbound

Start Time	1 15	16 20	21 25	26 30	31 35	36 40	41 45	46 50	51 55	56 60	61 65	66 70	71 75	76 999	Total
12/04/1															
4	0	0	0	1	1	1	0	0	0	0	0	0	0	0	3
00:15	0	0	0	1	0	1	0	1	0	0	0	0	0	0	3
00:30	0	0	0	0	0	1	0	1	0	0	0	0	0	0	2
00:45	0	0	0	1	0	2	0	0	0	0	0	0	0	0	3
	0	0	0	3	1	5	0	2	0	0	0	0	0	0	11
01:00	0	0	0	0	1	2	0	0	0	0	0	0	0	0	3
01:15	0	0	0	0	0	1	0	0	0	0	0	0	0	0	1
01:30	0	0	0	0	0	0	0	0	0	0	0	0	0	0	0
01:45	0	0	0	1	0	0	0	1	1	0	0	0	0	0	3
	0	0	0	1	1	3	0	1	1	0	0	0	0	0	7
02:00	0	0	0	0	0	0	0	0	0	0	0	0	0	0	0
02:15	0	0	2	0	1	0	0	0	0	0	0	0	0	0	3
02:30	0	0	0	0	0	0	0	0	0	0	0	0	0	0	0
02:45	0	0	0	0	0	0	0	1	0	0	0	0	0	0	1
	0	0	2	0	1	0	0	1	0	0	0	0	0	0	4
03:00	0	0	0	0	0	1	0	0	0	0	0	0	0	0	1
03:15	0	0	0	0	0	0	0	0	0	0	0	0	0	0	0
03:30	0	0	0	0	0	0	0	0	1	0	0	0	0	0	1
03:45	0	0	0	0	1	0	0	0	0	0	0	0	0	0	1
	0	0	0	0	1	1	0	0	1	0	0	0	0	0	3
04:00	0	0	0	0	0	0	0	0	0	1	0	0	0	0	1
04:15	0	0	0	0	0	5	1	1	0	0	0	0	0	0	7
04:30	0	0	0	2	0	1	0	0	0	0	0	0	0	0	3
04:45	0	0	0	0	0	2	0	0	0	0	0	0	0	0	2
	0	0	0	2	0	8	1	1	0	1	0	0	0	0	13
05:00	0	0	0	0	0	0	1	0	0	0	0	0	0	0	1
05:15	0	0	0	0	0	1	0	0	0	0	0	0	0	0	1
05:30	0	0	0	1	5	0	3	0	0	0	0	0	0	0	9
05:45	0	0	0	0	2	4	3	0	0	1	0	0	0	0	10
	0	0	0	1	7	5	7	0	0	1	0	0	0	0	21
06:00	0	0	0	0	2	2	7	0	0	1	0	0	0	0	12
06:15	0	0	0	1	3	8	7	1	0	0	0	0	0	0	20
06:30	0	0	0	0	4	10	3	4	1	0	0	0	0	0	22
06:45	0	0	0	0	6	7	4	1	0	0	0	0	0	0	18
	0	0	0	1	15	27	21	6	1	1	0	0	0	0	72
07:00	0	0	0	1	7	15	15	2	1	0	0	0	0	0	41
07:15	0	0	0	3	9	22	4	2	0	0	0	0	0	0	40
07:30	0	0	0	2	8	11	11	3	1	0	0	0	0	0	36
07:45	1	0	2	3	7	19	8	5	1	0	0	0	0	0	46
	1	0	2	9	31	67	38	12	3	0	0	0	0	0	163
08:00	0	0	0	1	8	15	15	4	0	0	0	0	0	0	43
08:15	0	0	0	1	8	12	24	3	6	0	0	0	0	0	54
08:30	2	0	3	1	4	10	9	3	3	0	0	0	0	0	35
08:45	0	0	0	2	9	11	15	0	2	0	0	0	0	0	39
	2	0	3	5	29	48	63	10	11	0	0	0	0	0	171
09:00	1	0	1	2	7	6	10	2	0	0	0	0	0	0	29
09:15	0	0	0	1	6	12	9	1	0	0	0	0	0	0	29
09:30	0	0	4	4	7	10	10	4	0	0	0	0	0	0	39
09:45	0	0	1	1	4	14	10	3	0	0	0	0	0	0	33
	1	0	6	8	24	42	39	10	0	0	0	0	0	0	130
10:00	0	0	0	1	2	10	11	1	0	0	0	0	0	0	25
10:15	0	0	1	2	5	13	6	2	1	0	0	0	0	0	30
10:30	0	0	0	2	12	10	3	3	0	0	0	0	0	0	30
10:45	1	0	1	2	5	10	6	2	0	0	0	0	0	0	27
	1	0	2	7	24	43	26	8	1	0	0	0	0	0	112
11:00	1	0	0	0	6	9	11	2	0	0	0	0	0	0	29
11:15	0	0	0	0	5	15	7	4	1	1	0	0	0	0	33
11:30	0	0	1	1	8	16	4	2	0	0	0	0	0	0	32
11:45	0	0	0	1	5	9	10	6	2	0	0	0	0	0	33
	1	0	1	2	24	49	32	14	3	1	0	0	0	0	127
Total	6	0	16	39	158	298	227	65	21	4	0	0	0	0	834

VHB Engineering NC, PC

4000 WestChase Boulevard, Suite 530
Raleigh, NC 27607
p: 919-829-0328 f: 919-829-0329

Site Code: NC 56
Station ID: 11
US 15
North of Sunset Street
Date Start: 02-Dec-14

Southbound, Northbound

Start Time	1 15	16 20	21 25	26 30	31 35	36 40	41 45	46 50	51 55	56 60	61 65	66 70	71 75	76 999	Total
12 PM	0	0	1	1	8	13	9	0	1	0	0	0	0	0	33
12:15	1	0	0	3	8	18	9	3	1	0	0	0	0	0	43
12:30	0	0	1	2	12	10	3	2	0	0	0	0	0	0	30
12:45	0	0	1	1	8	13	15	3	2	0	0	0	0	0	43
	1	0	3	7	36	54	36	8	4	0	0	0	0	0	149
13:00	2	0	0	1	8	22	13	1	1	0	0	0	0	0	48
13:15	0	0	0	2	9	14	6	3	0	0	0	0	0	0	34
13:30	0	0	0	1	8	14	10	1	2	0	0	0	0	0	36
13:45	3	0	0	2	7	15	3	1	1	0	0	0	0	0	32
	5	0	0	6	32	65	32	6	4	0	0	0	0	0	150
14:00	0	0	1	1	8	11	7	4	0	0	0	0	0	0	32
14:15	0	0	0	1	6	10	11	2	2	1	0	0	0	0	33
14:30	0	0	2	0	5	15	11	2	1	0	0	0	0	0	36
14:45	1	0	0	2	5	17	10	6	0	0	0	0	0	0	41
	1	0	3	4	24	53	39	14	3	1	0	0	0	0	142
15:00	3	0	0	3	9	21	5	1	0	0	0	0	0	0	42
15:15	1	0	0	7	10	25	8	1	1	0	0	0	0	0	53
15:30	0	0	0	1	6	22	14	4	0	1	0	0	0	0	48
15:45	0	0	0	4	8	30	16	2	2	0	0	0	0	0	62
	4	0	0	15	33	98	43	8	3	1	0	0	0	0	205
16:00	*	*	*	*	*	*	*	*	*	*	*	*	*	*	*
16:15	*	*	*	*	*	*	*	*	*	*	*	*	*	*	*
16:30	*	*	*	*	*	*	*	*	*	*	*	*	*	*	*
16:45	*	*	*	*	*	*	*	*	*	*	*	*	*	*	*
	0	0	0	0	0	0	0	0	0	0	0	0	0	0	0
17:00	*	*	*	*	*	*	*	*	*	*	*	*	*	*	*
17:15	*	*	*	*	*	*	*	*	*	*	*	*	*	*	*
17:30	*	*	*	*	*	*	*	*	*	*	*	*	*	*	*
17:45	*	*	*	*	*	*	*	*	*	*	*	*	*	*	*
	0	0	0	0	0	0	0	0	0	0	0	0	0	0	0
18:00	*	*	*	*	*	*	*	*	*	*	*	*	*	*	*
18:15	*	*	*	*	*	*	*	*	*	*	*	*	*	*	*
18:30	*	*	*	*	*	*	*	*	*	*	*	*	*	*	*
18:45	*	*	*	*	*	*	*	*	*	*	*	*	*	*	*
	0	0	0	0	0	0	0	0	0	0	0	0	0	0	0
19:00	*	*	*	*	*	*	*	*	*	*	*	*	*	*	*
19:15	*	*	*	*	*	*	*	*	*	*	*	*	*	*	*
19:30	*	*	*	*	*	*	*	*	*	*	*	*	*	*	*
19:45	*	*	*	*	*	*	*	*	*	*	*	*	*	*	*
	0	0	0	0	0	0	0	0	0	0	0	0	0	0	0
20:00	*	*	*	*	*	*	*	*	*	*	*	*	*	*	*
20:15	*	*	*	*	*	*	*	*	*	*	*	*	*	*	*
20:30	*	*	*	*	*	*	*	*	*	*	*	*	*	*	*
20:45	*	*	*	*	*	*	*	*	*	*	*	*	*	*	*
	0	0	0	0	0	0	0	0	0	0	0	0	0	0	0
21:00	*	*	*	*	*	*	*	*	*	*	*	*	*	*	*
21:15	*	*	*	*	*	*	*	*	*	*	*	*	*	*	*
21:30	*	*	*	*	*	*	*	*	*	*	*	*	*	*	*
21:45	*	*	*	*	*	*	*	*	*	*	*	*	*	*	*
	0	0	0	0	0	0	0	0	0	0	0	0	0	0	0
22:00	*	*	*	*	*	*	*	*	*	*	*	*	*	*	*
22:15	*	*	*	*	*	*	*	*	*	*	*	*	*	*	*
22:30	*	*	*	*	*	*	*	*	*	*	*	*	*	*	*
22:45	*	*	*	*	*	*	*	*	*	*	*	*	*	*	*
	0	0	0	0	0	0	0	0	0	0	0	0	0	0	0
23:00	*	*	*	*	*	*	*	*	*	*	*	*	*	*	*
23:15	*	*	*	*	*	*	*	*	*	*	*	*	*	*	*
23:30	*	*	*	*	*	*	*	*	*	*	*	*	*	*	*
23:45	*	*	*	*	*	*	*	*	*	*	*	*	*	*	*
	0	0	0	0	0	0	0	0	0	0	0	0	0	0	0
Total	11	0	6	32	125	270	150	36	14	2	0	0	0	0	646
Grand Total	66	9	37	231	921	1757	1066	311	80	19	4	0	0	0	4501

	15th Percentile :	31 MPH
	50th Percentile :	37 MPH
	85th Percentile :	43 MPH
	95th Percentile :	47 MPH
Stats	Mean Speed(Average) :	38 MPH
	10 MPH Pace Speed :	34-43 MPH
	Number in Pace :	2730
	Percent in Pace :	60.7%
	Number of Vehicles > 35 MPH :	3237

Percent of Vehicles > 35 MPH : 71.9%

VHB Engineering NC, PC

4000 WestChase Boulevard, Suite 530
Raleigh, NC 27607
p: 919-829-0328 f: 919-829-0329

Site Code: NC 56
Station ID: 12
NC 56
West of Creedmore Elementary
Date Start: 02-Dec-14

Westbound

Start Time	1 15	16 20	21 25	26 30	31 35	36 40	41 45	46 50	51 55	56 60	61 65	66 70	71 75	76 999	Total
12/02/14	*	*	*	*	*	*	*	*	*	*	*	*	*	*	*
00:15	*	*	*	*	*	*	*	*	*	*	*	*	*	*	*
00:30	*	*	*	*	*	*	*	*	*	*	*	*	*	*	*
00:45	*	*	*	*	*	*	*	*	*	*	*	*	*	*	*
	0	0	0	0	0	0	0	0	0	0	0	0	0	0	0
01:00	*	*	*	*	*	*	*	*	*	*	*	*	*	*	*
01:15	*	*	*	*	*	*	*	*	*	*	*	*	*	*	*
01:30	*	*	*	*	*	*	*	*	*	*	*	*	*	*	*
01:45	*	*	*	*	*	*	*	*	*	*	*	*	*	*	*
	0	0	0	0	0	0	0	0	0	0	0	0	0	0	0
02:00	*	*	*	*	*	*	*	*	*	*	*	*	*	*	*
02:15	*	*	*	*	*	*	*	*	*	*	*	*	*	*	*
02:30	*	*	*	*	*	*	*	*	*	*	*	*	*	*	*
02:45	*	*	*	*	*	*	*	*	*	*	*	*	*	*	*
	0	0	0	0	0	0	0	0	0	0	0	0	0	0	0
03:00	*	*	*	*	*	*	*	*	*	*	*	*	*	*	*
03:15	*	*	*	*	*	*	*	*	*	*	*	*	*	*	*
03:30	*	*	*	*	*	*	*	*	*	*	*	*	*	*	*
03:45	*	*	*	*	*	*	*	*	*	*	*	*	*	*	*
	0	0	0	0	0	0	0	0	0	0	0	0	0	0	0
04:00	*	*	*	*	*	*	*	*	*	*	*	*	*	*	*
04:15	*	*	*	*	*	*	*	*	*	*	*	*	*	*	*
04:30	*	*	*	*	*	*	*	*	*	*	*	*	*	*	*
04:45	*	*	*	*	*	*	*	*	*	*	*	*	*	*	*
	0	0	0	0	0	0	0	0	0	0	0	0	0	0	0
05:00	*	*	*	*	*	*	*	*	*	*	*	*	*	*	*
05:15	*	*	*	*	*	*	*	*	*	*	*	*	*	*	*
05:30	*	*	*	*	*	*	*	*	*	*	*	*	*	*	*
05:45	*	*	*	*	*	*	*	*	*	*	*	*	*	*	*
	0	0	0	0	0	0	0	0	0	0	0	0	0	0	0
06:00	*	*	*	*	*	*	*	*	*	*	*	*	*	*	*
06:15	*	*	*	*	*	*	*	*	*	*	*	*	*	*	*
06:30	*	*	*	*	*	*	*	*	*	*	*	*	*	*	*
06:45	*	*	*	*	*	*	*	*	*	*	*	*	*	*	*
	0	0	0	0	0	0	0	0	0	0	0	0	0	0	0
07:00	*	*	*	*	*	*	*	*	*	*	*	*	*	*	*
07:15	*	*	*	*	*	*	*	*	*	*	*	*	*	*	*
07:30	*	*	*	*	*	*	*	*	*	*	*	*	*	*	*
07:45	*	*	*	*	*	*	*	*	*	*	*	*	*	*	*
	0	0	0	0	0	0	0	0	0	0	0	0	0	0	0
08:00	*	*	*	*	*	*	*	*	*	*	*	*	*	*	*
08:15	*	*	*	*	*	*	*	*	*	*	*	*	*	*	*
08:30	*	*	*	*	*	*	*	*	*	*	*	*	*	*	*
08:45	*	*	*	*	*	*	*	*	*	*	*	*	*	*	*
	0	0	0	0	0	0	0	0	0	0	0	0	0	0	0
09:00	*	*	*	*	*	*	*	*	*	*	*	*	*	*	*
09:15	*	*	*	*	*	*	*	*	*	*	*	*	*	*	*
09:30	*	*	*	*	*	*	*	*	*	*	*	*	*	*	*
09:45	*	*	*	*	*	*	*	*	*	*	*	*	*	*	*
	0	0	0	0	0	0	0	0	0	0	0	0	0	0	0
10:00	*	*	*	*	*	*	*	*	*	*	*	*	*	*	*
10:15	*	*	*	*	*	*	*	*	*	*	*	*	*	*	*
10:30	*	*	*	*	*	*	*	*	*	*	*	*	*	*	*
10:45	*	*	*	*	*	*	*	*	*	*	*	*	*	*	*
	0	0	0	0	0	0	0	0	0	0	0	0	0	0	0
11:00	*	*	*	*	*	*	*	*	*	*	*	*	*	*	*
11:15	*	*	*	*	*	*	*	*	*	*	*	*	*	*	*
11:30	*	*	*	*	*	*	*	*	*	*	*	*	*	*	*
11:45	*	*	*	*	*	*	*	*	*	*	*	*	*	*	*
	0	0	0	0	0	0	0	0	0	0	0	0	0	0	0
Total	0	0	0	0	0	0	0	0	0	0	0	0	0	0	0

VHB Engineering NC, PC

4000 WestChase Boulevard, Suite 530
Raleigh, NC 27607
p: 919-829-0328 f: 919-829-0329

Site Code: NC 56
Station ID: 12
NC 56
West of Creedmore Elementary
Date Start: 02-Dec-14

Westbound

Start Time	1 15	16 20	21 25	26 30	31 35	36 40	41 45	46 50	51 55	56 60	61 65	66 70	71 75	76 999	Total
12 PM	*	*	*	*	*	*	*	*	*	*	*	*	*	*	*
12:15	*	*	*	*	*	*	*	*	*	*	*	*	*	*	*
12:30	*	*	*	*	*	*	*	*	*	*	*	*	*	*	*
12:45	*	*	*	*	*	*	*	*	*	*	*	*	*	*	*
	0	0	0	0	0	0	0	0	0	0	0	0	0	0	0
13:00	*	*	*	*	*	*	*	*	*	*	*	*	*	*	*
13:15	*	*	*	*	*	*	*	*	*	*	*	*	*	*	*
13:30	*	*	*	*	*	*	*	*	*	*	*	*	*	*	*
13:45	*	*	*	*	*	*	*	*	*	*	*	*	*	*	*
	0	0	0	0	0	0	0	0	0	0	0	0	0	0	0
14:00	*	*	*	*	*	*	*	*	*	*	*	*	*	*	*
14:15	*	*	*	*	*	*	*	*	*	*	*	*	*	*	*
14:30	*	*	*	*	*	*	*	*	*	*	*	*	*	*	*
14:45	*	*	*	*	*	*	*	*	*	*	*	*	*	*	*
	0	0	0	0	0	0	0	0	0	0	0	0	0	0	0
15:00	*	*	*	*	*	*	*	*	*	*	*	*	*	*	*
15:15	*	*	*	*	*	*	*	*	*	*	*	*	*	*	*
15:30	*	*	*	*	*	*	*	*	*	*	*	*	*	*	*
15:45	*	*	*	*	*	*	*	*	*	*	*	*	*	*	*
	0	0	0	0	0	0	0	0	0	0	0	0	0	0	0
16:00	7	0	0	2	23	67	34	6	0	0	0	0	0	0	139
16:15	2	0	0	2	31	69	31	3	0	0	0	0	0	0	138
16:30	5	0	0	3	18	69	43	6	1	0	0	0	0	0	145
16:45	7	0	1	8	30	85	32	4	0	0	0	0	0	0	167
	21	0	1	15	102	290	140	19	1	0	0	0	0	0	589
17:00	2	0	0	0	12	104	40	9	1	0	0	0	0	0	168
17:15	5	0	1	2	26	95	45	7	0	0	0	0	0	0	181
17:30	3	0	0	3	37	106	43	3	1	0	0	0	0	0	196
17:45	9	0	0	0	15	100	59	7	1	0	0	0	0	0	191
	19	0	1	5	90	405	187	26	3	0	0	0	0	0	736
18:00	5	0	0	1	16	76	43	4	0	0	0	0	0	0	145
18:15	1	0	0	0	19	48	23	3	0	0	0	0	0	0	94
18:30	3	0	0	0	11	34	24	3	2	0	0	0	0	0	77
18:45	1	0	0	2	11	51	36	5	1	0	0	0	0	0	107
	10	0	0	3	57	209	126	15	3	0	0	0	0	0	423
19:00	0	0	0	0	5	38	22	9	1	0	0	0	0	0	75
19:15	0	0	0	0	9	29	28	3	0	0	0	0	0	0	69
19:30	1	0	0	0	2	36	33	7	0	0	0	0	0	0	79
19:45	1	0	0	0	9	42	27	0	2	0	0	0	0	0	81
	2	0	0	0	25	145	110	19	3	0	0	0	0	0	304
20:00	2	0	0	0	5	22	13	6	1	0	0	0	0	0	49
20:15	0	0	0	0	2	33	11	2	0	0	0	0	0	0	48
20:30	0	0	0	0	9	21	15	8	1	0	0	0	0	0	54
20:45	0	0	0	0	5	16	12	3	2	1	0	0	0	0	39
	2	0	0	0	21	92	51	19	4	1	0	0	0	0	190
21:00	0	0	0	0	3	16	22	5	0	0	0	0	0	0	46
21:15	1	0	0	0	2	25	10	3	1	0	0	0	0	0	42
21:30	0	0	0	0	0	16	15	3	0	0	0	0	0	0	34
21:45	0	0	0	0	1	9	25	5	2	0	0	0	0	0	42
	1	0	0	0	6	66	72	16	3	0	0	0	0	0	164
22:00	0	0	0	0	4	12	15	2	0	0	0	0	0	0	33
22:15	0	0	0	1	3	12	7	3	0	0	0	0	0	0	26
22:30	0	0	0	0	2	7	9	2	1	0	0	0	0	0	21
22:45	0	0	0	0	3	3	5	1	0	0	0	0	0	0	12
	0	0	0	1	12	34	36	8	1	0	0	0	0	0	92
23:00	0	0	0	0	4	8	11	2	0	0	0	0	0	0	25
23:15	0	0	0	0	1	10	5	2	1	0	0	0	0	0	19
23:30	0	0	0	0	2	7	5	3	1	1	0	0	0	0	19
23:45	0	0	0	0	0	6	7	1	2	0	0	0	0	0	16
	0	0	0	0	7	31	28	8	4	1	0	0	0	0	79
Total	55	0	2	24	320	1272	750	130	22	2	0	0	0	0	2577

VHB Engineering NC, PC

4000 WestChase Boulevard, Suite 530
Raleigh, NC 27607
p: 919-829-0328 f: 919-829-0329

Site Code: NC 56
Station ID: 12
NC 56
West of Creedmore Elementary
Date Start: 02-Dec-14

Westbound

Start Time	1 15	16 20	21 25	26 30	31 35	36 40	41 45	46 50	51 55	56 60	61 65	66 70	71 75	76 999	Total
12/03/1															
4	0	0	0	0	0	3	6	2	0	0	0	0	0	0	11
00:15	0	0	0	0	3	5	3	2	0	0	0	0	0	0	13
00:30	0	0	0	0	1	5	3	0	1	0	0	0	0	0	10
00:45	0	0	0	0	0	1	0	2	1	0	0	0	0	0	4
	0	0	0	0	4	14	12	6	2	0	0	0	0	0	38
01:00	0	0	0	0	1	1	2	2	1	0	1	0	0	0	8
01:15	0	0	0	0	0	2	2	0	0	0	0	0	0	0	4
01:30	0	0	0	0	0	0	1	1	0	0	0	0	0	0	2
01:45	0	0	0	0	0	1	2	0	0	0	0	0	0	0	3
	0	0	0	0	1	4	7	3	1	0	1	0	0	0	17
02:00	0	0	0	0	0	2	3	1	0	0	0	0	0	0	6
02:15	0	0	0	0	1	0	1	0	0	0	0	0	0	0	2
02:30	0	0	0	0	1	4	2	1	1	0	0	0	0	0	9
02:45	0	0	0	0	0	2	2	1	0	1	0	0	0	0	6
	0	0	0	0	2	8	8	3	1	1	0	0	0	0	23
03:00	0	0	0	0	1	0	1	0	0	0	0	0	0	0	2
03:15	0	0	0	0	1	4	3	0	0	0	0	0	0	0	8
03:30	0	0	0	0	0	2	0	0	0	0	0	0	0	0	2
03:45	0	0	0	0	0	1	2	0	0	0	0	0	0	0	3
	0	0	0	0	2	7	6	0	0	0	0	0	0	0	15
04:00	0	0	0	0	0	0	1	0	0	0	0	0	0	0	1
04:15	0	0	0	0	0	0	0	1	0	0	0	0	0	0	1
04:30	0	0	0	0	1	0	2	0	0	0	0	0	0	0	3
04:45	0	0	0	0	0	1	2	1	0	0	0	0	0	0	4
	0	0	0	0	1	1	5	2	0	0	0	0	0	0	9
05:00	1	0	0	0	0	3	0	1	0	0	0	0	0	0	5
05:15	0	0	0	0	0	3	3	0	1	0	0	0	0	0	7
05:30	1	0	0	0	0	4	7	1	1	0	0	0	0	0	14
05:45	1	0	0	0	0	7	1	1	0	0	0	0	0	0	10
	3	0	0	0	0	17	11	3	2	0	0	0	0	0	36
06:00	0	0	0	0	0	6	9	1	0	0	0	0	0	0	16
06:15	2	0	0	0	1	6	11	0	1	0	0	0	0	0	21
06:30	0	0	0	0	1	12	10	1	3	0	0	1	0	0	28
06:45	2	0	0	3	5	23	6	5	0	0	0	0	0	0	44
	4	0	0	3	7	47	36	7	4	0	0	1	0	0	109
07:00	11	0	2	6	29	35	5	4	1	0	0	0	0	0	93
07:15	17	2	12	19	32	26	11	3	1	0	0	0	0	0	123
07:30	8	0	0	5	15	25	8	3	0	0	0	0	0	0	64
07:45	6	0	0	2	16	31	16	3	1	0	0	0	0	0	75
	42	2	14	32	92	117	40	13	3	0	0	0	0	0	355
08:00	9	0	0	2	5	37	20	7	0	0	0	0	0	0	80
08:15	5	0	0	0	8	31	18	7	0	0	0	0	0	0	69
08:30	2	0	0	0	0	16	17	7	1	1	0	0	0	0	44
08:45	3	0	0	0	6	16	10	6	1	0	0	0	0	0	42
	19	0	0	2	19	100	65	27	2	1	0	0	0	0	235
09:00	3	0	2	0	2	13	14	9	3	0	0	0	0	0	46
09:15	0	0	0	2	8	12	19	3	2	1	0	0	0	0	47
09:30	0	0	0	0	7	15	17	5	1	0	0	0	0	0	45
09:45	0	0	0	0	5	25	14	3	1	0	0	0	0	0	48
	3	0	2	2	22	65	64	20	7	1	0	0	0	0	186
10:00	1	0	0	0	8	18	12	6	0	0	0	0	0	0	45
10:15	1	0	0	0	9	15	21	1	1	0	0	0	0	0	48
10:30	3	0	0	1	7	15	15	3	1	0	0	0	0	0	45
10:45	1	0	0	0	8	18	10	2	0	0	0	0	0	0	39
	6	0	0	1	32	66	58	12	2	0	0	0	0	0	177
11:00	2	0	0	1	4	26	20	2	0	0	0	0	0	0	55
11:15	1	0	1	0	14	19	16	5	0	0	0	0	0	0	56
11:30	2	0	0	0	3	18	22	0	1	0	0	0	0	0	46
11:45	2	0	0	0	10	15	17	4	2	0	0	0	0	0	50
	7	0	1	1	31	78	75	11	3	0	0	0	0	0	207
Total	84	2	17	41	213	524	387	107	27	3	1	1	0	0	1407

VHB Engineering NC, PC

4000 WestChase Boulevard, Suite 530
Raleigh, NC 27607
p: 919-829-0328 f: 919-829-0329

Site Code: NC 56
Station ID: 12
NC 56
West of Creedmore Elementary
Date Start: 02-Dec-14

Westbound

Start Time	1 15	16 20	21 25	26 30	31 35	36 40	41 45	46 50	51 55	56 60	61 65	66 70	71 75	76 999	Total
12 PM	3	0	0	1	6	29	14	7	1	0	0	0	0	0	61
12:15	1	0	0	0	4	30	11	5	3	0	0	0	0	0	54
12:30	3	0	0	2	2	24	15	7	0	0	0	0	0	0	53
12:45	0	0	0	0	3	23	26	7	1	1	0	0	0	0	61
	7	0	0	3	15	106	66	26	5	1	0	0	0	0	229
13:00	0	0	0	3	5	28	19	3	2	0	1	0	0	0	61
13:15	0	0	2	3	16	25	25	5	1	0	0	0	0	0	77
13:30	5	0	1	2	14	30	27	6	0	0	0	0	0	0	85
13:45	1	0	0	0	9	22	26	7	2	0	0	0	0	0	67
	6	0	3	8	44	105	97	21	5	0	1	0	0	0	290
14:00	2	0	1	1	11	30	23	5	2	0	0	0	0	0	75
14:15	1	0	1	3	9	35	24	4	2	0	0	0	0	0	79
14:30	1	0	0	5	21	49	27	6	0	0	0	0	0	0	109
14:45	6	0	0	9	15	45	31	5	1	0	0	0	0	0	112
	10	0	2	18	56	159	105	20	5	0	0	0	0	0	375
15:00	3	0	0	0	18	47	21	8	1	0	0	0	0	0	98
15:15	4	0	2	5	18	56	26	7	1	0	0	0	0	0	119
15:30	4	0	0	2	16	60	27	5	0	0	0	0	0	0	114
15:45	9	0	0	3	26	58	29	3	0	0	0	0	0	0	128
	20	0	2	10	78	221	103	23	2	0	0	0	0	0	459
16:00	5	0	1	1	14	62	41	9	1	0	0	0	0	0	134
16:15	5	0	0	2	28	61	38	10	2	0	0	0	0	0	146
16:30	2	0	0	6	20	46	42	8	1	0	0	0	0	0	125
16:45	7	0	1	8	20	58	57	7	2	0	0	0	0	0	160
	19	0	2	17	82	227	178	34	6	0	0	0	0	0	565
17:00	4	0	1	2	19	101	56	14	0	0	0	0	0	0	197
17:15	6	0	0	2	44	94	41	11	1	0	0	0	0	0	199
17:30	5	0	0	1	8	112	42	7	0	0	0	0	0	0	175
17:45	8	0	0	0	22	96	61	5	0	0	0	0	0	0	192
	23	0	1	5	93	403	200	37	1	0	0	0	0	0	763
18:00	9	0	0	3	31	56	40	7	0	1	0	0	0	0	147
18:15	6	0	0	1	17	65	32	14	0	0	0	0	0	0	135
18:30	3	0	0	0	18	67	34	6	0	0	0	0	0	0	128
18:45	8	0	0	0	15	39	35	4	0	0	0	0	0	0	101
	26	0	0	4	81	227	141	31	0	1	0	0	0	0	511
19:00	0	0	0	0	9	60	27	8	0	0	0	0	0	0	104
19:15	0	0	0	2	9	30	17	7	0	0	0	0	0	0	65
19:30	2	0	0	4	9	44	25	6	1	0	0	0	0	0	91
19:45	1	0	0	0	6	25	18	6	0	0	0	0	0	0	56
	3	0	0	6	33	159	87	27	1	0	0	0	0	0	316
20:00	2	0	0	0	4	18	15	8	0	0	0	0	0	0	47
20:15	0	0	0	0	5	13	21	8	1	0	0	0	0	0	48
20:30	2	0	0	0	1	19	24	8	0	0	0	0	0	0	54
20:45	0	0	0	0	6	27	25	2	1	0	0	0	0	0	61
	4	0	0	0	16	77	85	26	2	0	0	0	0	0	210
21:00	0	0	0	0	2	12	14	3	0	0	0	0	0	0	31
21:15	0	0	0	1	1	20	17	7	2	0	0	0	0	0	48
21:30	0	0	0	0	1	26	13	6	0	1	0	0	0	0	47
21:45	1	0	0	0	3	8	13	8	1	0	0	0	0	0	34
	1	0	0	1	7	66	57	24	3	1	0	0	0	0	160
22:00	0	0	0	0	2	13	13	1	1	0	0	0	0	0	30
22:15	0	0	0	0	2	15	11	7	1	1	0	0	0	0	37
22:30	0	0	0	0	1	5	4	3	1	1	0	0	0	0	15
22:45	1	0	0	0	0	5	7	3	1	0	0	0	0	0	17
	1	0	0	0	5	38	35	14	4	2	0	0	0	0	99
23:00	0	0	0	0	0	14	14	4	0	0	0	0	0	0	32
23:15	0	0	0	0	3	11	7	2	0	0	0	0	0	0	23
23:30	0	0	0	0	3	9	14	1	2	0	0	0	0	0	29
23:45	0	0	0	0	1	6	9	1	0	0	0	0	0	0	17
	0	0	0	0	7	40	44	8	2	0	0	0	0	0	101
Total	120	0	10	72	517	1828	1198	291	36	5	1	0	0	0	4078

VHB Engineering NC, PC

4000 WestChase Boulevard, Suite 530
Raleigh, NC 27607
p: 919-829-0328 f: 919-829-0329

Site Code: NC 56
Station ID: 12
NC 56
West of Creedmore Elementary
Date Start: 02-Dec-14

Westbound

Start Time	1 15	16 20	21 25	26 30	31 35	36 40	41 45	46 50	51 55	56 60	61 65	66 70	71 75	76 999	Total
12/04/1															
4	0	0	0	0	0	10	7	3	1	0	0	0	0	0	21
00:15	0	0	0	0	0	7	9	1	1	0	0	0	0	0	18
00:30	0	0	0	0	0	5	3	3	0	0	0	0	0	0	11
00:45	0	0	0	0	0	4	4	1	0	1	0	0	0	0	10
	0	0	0	0	0	26	23	8	2	1	0	0	0	0	60
01:00	0	0	0	0	0	0	3	1	0	0	0	0	0	0	4
01:15	0	0	0	0	0	2	1	1	0	0	0	1	0	0	5
01:30	0	0	0	0	1	1	1	1	0	0	0	0	0	0	4
01:45	0	0	0	0	0	1	1	0	0	0	0	0	0	0	2
	0	0	0	0	1	4	6	3	0	0	0	1	0	0	15
02:00	0	0	0	0	0	1	3	1	0	0	0	0	0	0	5
02:15	0	0	0	0	0	1	0	0	0	0	0	0	0	0	1
02:30	0	0	0	0	0	1	3	0	1	0	0	0	0	0	5
02:45	0	0	0	0	0	3	1	0	0	0	0	0	0	0	4
	0	0	0	0	0	6	7	1	1	0	0	0	0	0	15
03:00	0	0	0	0	0	2	2	1	1	0	0	0	0	0	6
03:15	0	0	0	0	0	1	2	0	0	0	0	0	0	0	3
03:30	0	0	0	0	1	0	2	0	0	0	0	0	0	0	3
03:45	0	0	0	0	0	2	0	0	0	0	0	0	0	0	2
	0	0	0	0	1	5	6	1	1	0	0	0	0	0	14
04:00	0	0	0	0	0	2	1	0	0	0	0	0	0	0	3
04:15	0	0	0	0	0	1	0	0	0	0	0	0	0	0	1
04:30	0	0	0	0	1	0	1	0	0	0	0	0	0	0	2
04:45	0	0	0	0	0	1	0	2	0	0	0	0	0	0	3
	0	0	0	0	1	4	2	2	0	0	0	0	0	0	9
05:00	0	0	0	0	0	1	0	2	0	0	0	0	0	0	3
05:15	0	0	0	0	0	1	3	0	0	0	0	0	0	0	4
05:30	1	0	0	0	1	8	2	2	0	0	0	0	0	0	14
05:45	2	0	0	0	3	6	2	1	0	0	0	0	0	0	14
	3	0	0	0	4	16	7	5	0	0	0	0	0	0	35
06:00	0	0	0	0	2	9	9	2	0	0	0	0	0	0	22
06:15	3	0	0	0	2	11	16	3	0	0	0	0	0	0	35
06:30	0	0	0	0	4	9	6	1	1	0	0	0	0	0	21
06:45	6	0	0	0	4	13	16	4	0	0	0	0	0	0	43
	9	0	0	0	12	42	47	10	1	0	0	0	0	0	121
07:00	7	1	7	16	11	26	15	4	0	0	0	0	0	0	87
07:15	24	5	12	18	21	23	14	1	2	0	0	0	0	0	120
07:30	5	0	1	5	15	24	16	2	0	1	0	0	0	0	69
07:45	8	0	0	1	17	38	16	6	0	0	0	0	0	0	86
	44	6	20	40	64	111	61	13	2	1	0	0	0	0	362
08:00	5	0	2	6	11	34	12	1	0	0	0	0	0	0	71
08:15	4	0	0	8	32	33	19	6	0	0	0	0	0	0	102
08:30	1	0	0	2	7	22	17	4	2	0	0	0	0	0	55
08:45	2	0	0	1	5	19	18	7	0	0	0	0	0	0	52
	12	0	2	17	55	108	66	18	2	0	0	0	0	0	280
09:00	1	0	1	0	7	12	14	4	2	0	0	0	0	0	41
09:15	3	0	0	6	0	16	16	3	1	0	1	0	0	0	46
09:30	2	0	0	1	7	18	18	3	3	0	0	0	0	0	52
09:45	3	0	0	2	3	18	16	6	0	1	0	0	0	0	49
	9	0	1	9	17	64	64	16	6	1	1	0	0	0	188
10:00	1	0	1	0	5	13	16	2	1	0	0	0	0	0	39
10:15	1	0	0	0	1	15	22	3	1	0	0	0	0	0	43
10:30	1	0	0	1	3	14	14	0	0	1	0	0	0	0	34
10:45	0	0	0	0	3	14	19	5	1	0	0	0	0	0	42
	3	0	1	1	12	56	71	10	3	1	0	0	0	0	158
11:00	1	0	0	3	3	20	16	6	2	0	0	0	0	0	51
11:15	2	0	0	0	8	24	20	9	4	0	0	0	0	0	67
11:30	3	0	0	1	8	19	20	3	2	0	0	0	0	0	56
11:45	4	0	0	0	9	12	26	6	2	0	0	0	0	0	59
	10	0	0	4	28	75	82	24	10	0	0	0	0	0	233
Total	90	6	24	71	195	517	442	111	28	4	1	1	0	0	1490

VHB Engineering NC, PC

4000 WestChase Boulevard, Suite 530
Raleigh, NC 27607
p: 919-829-0328 f: 919-829-0329

Site Code: NC 56
Station ID: 12
NC 56
West of Creedmore Elementary
Date Start: 02-Dec-14

Westbound

Start Time	1 15	16 20	21 25	26 30	31 35	36 40	41 45	46 50	51 55	56 60	61 65	66 70	71 75	76 999	Total
12 PM	1	0	0	3	12	29	21	5	0	0	0	0	0	0	71
12:15	1	0	1	1	8	22	24	9	3	0	0	0	0	0	69
12:30	3	1	0	0	8	25	36	1	0	0	0	0	0	0	74
12:45	1	0	0	3	10	35	26	3	0	0	0	0	0	0	78
	6	1	1	7	38	111	107	18	3	0	0	0	0	0	292
13:00	3	0	0	0	7	28	27	3	0	0	0	0	0	0	68
13:15	1	0	0	1	5	36	26	1	0	0	0	0	0	0	70
13:30	2	0	0	3	8	31	27	7	1	0	0	0	0	0	79
13:45	2	0	0	0	4	35	18	7	2	0	0	0	0	0	68
	8	0	0	4	24	130	98	18	3	0	0	0	0	0	285
14:00	2	0	0	0	9	33	26	5	0	0	0	0	0	0	75
14:15	1	0	2	8	24	26	22	9	0	0	0	0	0	0	92
14:30	2	0	1	2	18	47	35	4	2	0	0	0	0	0	111
14:45	5	0	3	7	28	35	20	4	0	0	0	0	0	0	102
	10	0	6	17	79	141	103	22	2	0	0	0	0	0	380
15:00	3	0	0	1	11	42	34	7	1	0	0	0	0	0	99
15:15	2	0	7	17	24	29	25	16	0	0	0	0	0	0	120
15:30	5	0	0	10	21	55	26	2	0	0	0	0	0	0	119
15:45	9	0	0	1	18	84	35	2	0	0	0	0	0	0	149
	19	0	7	29	74	210	120	27	1	0	0	0	0	0	487
16:00	*	*	*	*	*	*	*	*	*	*	*	*	*	*	*
16:15	*	*	*	*	*	*	*	*	*	*	*	*	*	*	*
16:30	*	*	*	*	*	*	*	*	*	*	*	*	*	*	*
16:45	*	*	*	*	*	*	*	*	*	*	*	*	*	*	*
	0	0	0	0	0	0	0	0	0	0	0	0	0	0	0
17:00	*	*	*	*	*	*	*	*	*	*	*	*	*	*	*
17:15	*	*	*	*	*	*	*	*	*	*	*	*	*	*	*
17:30	*	*	*	*	*	*	*	*	*	*	*	*	*	*	*
17:45	*	*	*	*	*	*	*	*	*	*	*	*	*	*	*
	0	0	0	0	0	0	0	0	0	0	0	0	0	0	0
18:00	*	*	*	*	*	*	*	*	*	*	*	*	*	*	*
18:15	*	*	*	*	*	*	*	*	*	*	*	*	*	*	*
18:30	*	*	*	*	*	*	*	*	*	*	*	*	*	*	*
18:45	*	*	*	*	*	*	*	*	*	*	*	*	*	*	*
	0	0	0	0	0	0	0	0	0	0	0	0	0	0	0
19:00	*	*	*	*	*	*	*	*	*	*	*	*	*	*	*
19:15	*	*	*	*	*	*	*	*	*	*	*	*	*	*	*
19:30	*	*	*	*	*	*	*	*	*	*	*	*	*	*	*
19:45	*	*	*	*	*	*	*	*	*	*	*	*	*	*	*
	0	0	0	0	0	0	0	0	0	0	0	0	0	0	0
20:00	*	*	*	*	*	*	*	*	*	*	*	*	*	*	*
20:15	*	*	*	*	*	*	*	*	*	*	*	*	*	*	*
20:30	*	*	*	*	*	*	*	*	*	*	*	*	*	*	*
20:45	*	*	*	*	*	*	*	*	*	*	*	*	*	*	*
	0	0	0	0	0	0	0	0	0	0	0	0	0	0	0
21:00	*	*	*	*	*	*	*	*	*	*	*	*	*	*	*
21:15	*	*	*	*	*	*	*	*	*	*	*	*	*	*	*
21:30	*	*	*	*	*	*	*	*	*	*	*	*	*	*	*
21:45	*	*	*	*	*	*	*	*	*	*	*	*	*	*	*
	0	0	0	0	0	0	0	0	0	0	0	0	0	0	0
22:00	*	*	*	*	*	*	*	*	*	*	*	*	*	*	*
22:15	*	*	*	*	*	*	*	*	*	*	*	*	*	*	*
22:30	*	*	*	*	*	*	*	*	*	*	*	*	*	*	*
22:45	*	*	*	*	*	*	*	*	*	*	*	*	*	*	*
	0	0	0	0	0	0	0	0	0	0	0	0	0	0	0
23:00	*	*	*	*	*	*	*	*	*	*	*	*	*	*	*
23:15	*	*	*	*	*	*	*	*	*	*	*	*	*	*	*
23:30	*	*	*	*	*	*	*	*	*	*	*	*	*	*	*
23:45	*	*	*	*	*	*	*	*	*	*	*	*	*	*	*
	0	0	0	0	0	0	0	0	0	0	0	0	0	0	0
Total	43	1	14	57	215	592	428	85	9	0	0	0	0	0	1444
Grand Total	392	9	67	265	1460	4733	3205	724	122	14	3	2	0	0	10996

	15th Percentile :	32 MPH
	50th Percentile :	38 MPH
	85th Percentile :	43 MPH
	95th Percentile :	47 MPH
Stats	Mean Speed(Average) :	37 MPH
	10 MPH Pace Speed :	35-44 MPH
	Number in Pace :	7152
	Percent in Pace :	65.0%
	Number of Vehicles > 35 MPH :	8803

Percent of Vehicles > 35 MPH : 80.1%

VHB Engineering NC, PC

4000 WestChase Boulevard, Suite 530
Raleigh, NC 27607
p: 919-829-0328 f: 919-829-0329

Site Code: NC 56
Station ID: 12
NC 56
West of Creedmore Elementary
Date Start: 02-Dec-14

Eastbound

Start Time	1 15	16 20	21 25	26 30	31 35	36 40	41 45	46 50	51 55	56 60	61 65	66 70	71 75	76 999	Total
12/02/14															
00:15	*	*	*	*	*	*	*	*	*	*	*	*	*	*	*
00:30	*	*	*	*	*	*	*	*	*	*	*	*	*	*	*
00:45	*	*	*	*	*	*	*	*	*	*	*	*	*	*	*
	0	0	0	0	0	0	0	0	0	0	0	0	0	0	0
01:00	*	*	*	*	*	*	*	*	*	*	*	*	*	*	*
01:15	*	*	*	*	*	*	*	*	*	*	*	*	*	*	*
01:30	*	*	*	*	*	*	*	*	*	*	*	*	*	*	*
01:45	*	*	*	*	*	*	*	*	*	*	*	*	*	*	*
	0	0	0	0	0	0	0	0	0	0	0	0	0	0	0
02:00	*	*	*	*	*	*	*	*	*	*	*	*	*	*	*
02:15	*	*	*	*	*	*	*	*	*	*	*	*	*	*	*
02:30	*	*	*	*	*	*	*	*	*	*	*	*	*	*	*
02:45	*	*	*	*	*	*	*	*	*	*	*	*	*	*	*
	0	0	0	0	0	0	0	0	0	0	0	0	0	0	0
03:00	*	*	*	*	*	*	*	*	*	*	*	*	*	*	*
03:15	*	*	*	*	*	*	*	*	*	*	*	*	*	*	*
03:30	*	*	*	*	*	*	*	*	*	*	*	*	*	*	*
03:45	*	*	*	*	*	*	*	*	*	*	*	*	*	*	*
	0	0	0	0	0	0	0	0	0	0	0	0	0	0	0
04:00	*	*	*	*	*	*	*	*	*	*	*	*	*	*	*
04:15	*	*	*	*	*	*	*	*	*	*	*	*	*	*	*
04:30	*	*	*	*	*	*	*	*	*	*	*	*	*	*	*
04:45	*	*	*	*	*	*	*	*	*	*	*	*	*	*	*
	0	0	0	0	0	0	0	0	0	0	0	0	0	0	0
05:00	*	*	*	*	*	*	*	*	*	*	*	*	*	*	*
05:15	*	*	*	*	*	*	*	*	*	*	*	*	*	*	*
05:30	*	*	*	*	*	*	*	*	*	*	*	*	*	*	*
05:45	*	*	*	*	*	*	*	*	*	*	*	*	*	*	*
	0	0	0	0	0	0	0	0	0	0	0	0	0	0	0
06:00	*	*	*	*	*	*	*	*	*	*	*	*	*	*	*
06:15	*	*	*	*	*	*	*	*	*	*	*	*	*	*	*
06:30	*	*	*	*	*	*	*	*	*	*	*	*	*	*	*
06:45	*	*	*	*	*	*	*	*	*	*	*	*	*	*	*
	0	0	0	0	0	0	0	0	0	0	0	0	0	0	0
07:00	*	*	*	*	*	*	*	*	*	*	*	*	*	*	*
07:15	*	*	*	*	*	*	*	*	*	*	*	*	*	*	*
07:30	*	*	*	*	*	*	*	*	*	*	*	*	*	*	*
07:45	*	*	*	*	*	*	*	*	*	*	*	*	*	*	*
	0	0	0	0	0	0	0	0	0	0	0	0	0	0	0
08:00	*	*	*	*	*	*	*	*	*	*	*	*	*	*	*
08:15	*	*	*	*	*	*	*	*	*	*	*	*	*	*	*
08:30	*	*	*	*	*	*	*	*	*	*	*	*	*	*	*
08:45	*	*	*	*	*	*	*	*	*	*	*	*	*	*	*
	0	0	0	0	0	0	0	0	0	0	0	0	0	0	0
09:00	*	*	*	*	*	*	*	*	*	*	*	*	*	*	*
09:15	*	*	*	*	*	*	*	*	*	*	*	*	*	*	*
09:30	*	*	*	*	*	*	*	*	*	*	*	*	*	*	*
09:45	*	*	*	*	*	*	*	*	*	*	*	*	*	*	*
	0	0	0	0	0	0	0	0	0	0	0	0	0	0	0
10:00	*	*	*	*	*	*	*	*	*	*	*	*	*	*	*
10:15	*	*	*	*	*	*	*	*	*	*	*	*	*	*	*
10:30	*	*	*	*	*	*	*	*	*	*	*	*	*	*	*
10:45	*	*	*	*	*	*	*	*	*	*	*	*	*	*	*
	0	0	0	0	0	0	0	0	0	0	0	0	0	0	0
11:00	*	*	*	*	*	*	*	*	*	*	*	*	*	*	*
11:15	*	*	*	*	*	*	*	*	*	*	*	*	*	*	*
11:30	*	*	*	*	*	*	*	*	*	*	*	*	*	*	*
11:45	*	*	*	*	*	*	*	*	*	*	*	*	*	*	*
	0	0	0	0	0	0	0	0	0	0	0	0	0	0	0
Total	0	0	0	0	0	0	0	0	0	0	0	0	0	0	0

VHB Engineering NC, PC

4000 WestChase Boulevard, Suite 530
Raleigh, NC 27607
p: 919-829-0328 f: 919-829-0329

Site Code: NC 56
Station ID: 12
NC 56
West of Creedmore Elementary
Date Start: 02-Dec-14

Eastbound

Start Time	1 15	16 20	21 25	26 30	31 35	36 40	41 45	46 50	51 55	56 60	61 65	66 70	71 75	76 999	Total
12 PM	*	*	*	*	*	*	*	*	*	*	*	*	*	*	*
12:15	*	*	*	*	*	*	*	*	*	*	*	*	*	*	*
12:30	*	*	*	*	*	*	*	*	*	*	*	*	*	*	*
12:45	*	*	*	*	*	*	*	*	*	*	*	*	*	*	*
	0	0	0	0	0	0	0	0	0	0	0	0	0	0	0
13:00	*	*	*	*	*	*	*	*	*	*	*	*	*	*	*
13:15	*	*	*	*	*	*	*	*	*	*	*	*	*	*	*
13:30	*	*	*	*	*	*	*	*	*	*	*	*	*	*	*
13:45	*	*	*	*	*	*	*	*	*	*	*	*	*	*	*
	0	0	0	0	0	0	0	0	0	0	0	0	0	0	0
14:00	*	*	*	*	*	*	*	*	*	*	*	*	*	*	*
14:15	*	*	*	*	*	*	*	*	*	*	*	*	*	*	*
14:30	*	*	*	*	*	*	*	*	*	*	*	*	*	*	*
14:45	*	*	*	*	*	*	*	*	*	*	*	*	*	*	*
	0	0	0	0	0	0	0	0	0	0	0	0	0	0	0
15:00	*	*	*	*	*	*	*	*	*	*	*	*	*	*	*
15:15	*	*	*	*	*	*	*	*	*	*	*	*	*	*	*
15:30	*	*	*	*	*	*	*	*	*	*	*	*	*	*	*
15:45	*	*	*	*	*	*	*	*	*	*	*	*	*	*	*
	0	0	0	0	0	0	0	0	0	0	0	0	0	0	0
16:00	9	0	1	0	17	44	17	4	1	0	0	0	0	0	93
16:15	4	0	0	0	6	30	33	5	0	0	0	0	0	0	78
16:30	4	0	0	0	4	30	30	5	0	0	0	0	0	0	73
16:45	16	0	0	1	13	44	17	1	0	0	0	0	0	0	92
	33	0	1	1	40	148	97	15	1	0	0	0	0	0	336
17:00	3	0	0	2	13	39	25	3	0	0	0	0	0	0	85
17:15	5	0	0	1	12	54	11	1	0	0	0	0	0	0	84
17:30	3	0	0	1	13	48	20	3	0	0	0	0	0	0	88
17:45	2	0	0	1	18	34	17	3	1	0	0	0	0	0	76
	13	0	0	5	56	175	73	10	1	0	0	0	0	0	333
18:00	8	0	0	2	11	37	15	4	1	0	0	0	0	0	78
18:15	2	0	0	1	15	28	15	5	0	0	0	0	0	0	66
18:30	3	0	0	2	11	17	12	2	1	0	0	0	0	0	48
18:45	1	0	0	1	12	29	12	4	0	0	0	0	0	0	59
	14	0	0	6	49	111	54	15	2	0	0	0	0	0	251
19:00	0	0	0	3	3	15	11	3	0	0	0	0	0	0	35
19:15	2	0	0	0	6	17	14	3	0	0	0	0	0	0	42
19:30	1	0	0	0	5	13	12	2	2	0	0	0	0	0	35
19:45	0	0	0	0	2	13	9	4	0	0	0	0	0	0	28
	3	0	0	3	16	58	46	12	2	0	0	0	0	0	140
20:00	0	0	0	0	4	17	5	1	0	0	0	0	0	0	27
20:15	2	0	0	0	3	10	6	2	0	0	0	0	0	0	23
20:30	0	0	0	0	6	3	7	1	0	0	0	0	0	0	17
20:45	0	0	0	0	5	6	10	0	0	0	0	0	0	0	21
	2	0	0	0	18	36	28	4	0	0	0	0	0	0	88
21:00	0	0	0	0	0	7	6	3	0	0	0	0	0	0	16
21:15	0	0	0	0	0	8	13	2	0	0	0	0	0	0	23
21:30	2	0	0	1	3	10	8	2	1	0	0	0	0	0	27
21:45	0	0	0	0	3	6	6	3	0	0	0	0	0	0	18
	2	0	0	1	6	31	33	10	1	0	0	0	0	0	84
22:00	0	0	0	0	0	5	9	0	0	0	0	0	0	0	14
22:15	0	0	0	0	3	10	2	4	0	0	0	0	0	0	19
22:30	0	0	1	0	1	8	11	1	0	0	0	0	0	0	22
22:45	0	0	0	0	1	4	4	1	1	0	0	0	0	0	11
	0	0	1	0	5	27	26	6	1	0	0	0	0	0	66
23:00	0	0	0	0	2	2	3	0	0	0	0	0	0	0	7
23:15	0	0	0	0	1	1	2	0	0	0	0	0	0	0	4
23:30	0	0	0	0	1	5	1	1	0	0	0	0	0	0	8
23:45	1	0	0	0	1	0	2	0	0	0	0	0	0	0	4
	1	0	0	0	5	8	8	1	0	0	0	0	0	0	23
Total	68	0	2	16	195	594	365	73	8	0	0	0	0	0	1321

VHB Engineering NC, PC

4000 WestChase Boulevard, Suite 530
Raleigh, NC 27607
p: 919-829-0328 f: 919-829-0329

Site Code: NC 56
Station ID: 12
NC 56
West of Creedmore Elementary
Date Start: 02-Dec-14

Eastbound

Start Time	1 15	16 20	21 25	26 30	31 35	36 40	41 45	46 50	51 55	56 60	61 65	66 70	71 75	76 999	Total
12/03/1															
4	0	0	0	0	1	1	0	0	0	0	0	0	0	0	2
00:15	0	0	0	0	1	4	2	1	0	0	0	0	0	0	8
00:30	0	0	0	0	7	3	1	1	0	0	0	0	0	0	12
00:45	1	0	0	0	2	1	0	0	0	0	0	0	0	0	4
	1	0	0	0	11	9	3	2	0	0	0	0	0	0	26
01:00	0	0	0	0	0	1	1	0	0	0	0	0	0	0	2
01:15	0	0	0	0	0	1	4	1	0	0	0	0	0	0	6
01:30	0	0	0	0	2	1	0	0	1	0	0	0	0	0	4
01:45	0	0	0	0	1	1	0	0	0	0	0	0	0	0	2
	0	0	0	0	3	4	5	1	1	0	0	0	0	0	14
02:00	0	0	0	0	0	2	1	0	0	0	0	0	0	0	3
02:15	0	0	0	0	0	1	0	0	0	0	0	0	0	0	1
02:30	0	0	0	0	0	1	0	0	0	0	0	0	0	0	1
02:45	0	0	0	0	1	1	0	0	0	0	0	0	0	0	2
	0	0	0	0	1	5	1	0	0	0	0	0	0	0	7
03:00	0	0	0	0	0	2	2	0	0	0	0	0	0	0	4
03:15	0	0	0	0	0	5	1	0	0	0	0	0	0	0	6
03:30	0	0	0	1	0	3	0	0	0	0	0	0	0	0	4
03:45	0	0	0	0	0	3	1	3	0	0	0	0	0	0	7
	0	0	0	1	0	13	4	3	0	0	0	0	0	0	21
04:00	0	0	0	0	0	4	3	1	0	0	0	0	0	0	8
04:15	0	0	0	0	1	3	2	3	1	0	0	0	0	0	10
04:30	0	0	0	0	2	8	7	2	0	0	0	0	0	0	19
04:45	0	0	0	0	5	11	8	3	1	0	0	0	0	0	28
	0	0	0	0	8	26	20	9	2	0	0	0	0	0	65
05:00	1	0	0	0	3	11	15	2	2	0	0	0	0	0	34
05:15	0	0	0	0	1	23	26	3	1	0	0	0	0	0	54
05:30	0	0	0	0	2	29	23	2	0	0	0	0	0	0	56
05:45	1	0	0	0	3	29	19	11	1	0	0	0	0	0	64
	2	0	0	0	9	92	83	18	4	0	0	0	0	0	208
06:00	0	0	0	0	20	39	29	3	0	0	0	0	0	0	91
06:15	3	0	0	0	6	45	32	13	0	0	0	0	0	0	99
06:30	0	0	0	4	21	77	29	6	1	0	0	0	0	0	138
06:45	1	0	0	2	22	64	39	5	1	0	0	0	0	0	134
	4	0	0	6	69	225	129	27	2	0	0	0	0	0	462
07:00	8	0	0	8	58	79	24	2	0	0	0	0	0	0	179
07:15	12	0	0	5	56	96	31	2	0	0	0	0	0	0	202
07:30	7	0	0	36	139	56	7	0	0	0	0	0	0	0	245
07:45	10	0	0	15	65	85	21	4	0	0	0	0	0	0	200
	37	0	0	64	318	316	83	8	0	0	0	0	0	0	826
08:00	7	0	1	12	42	55	24	3	0	0	0	0	0	0	144
08:15	6	0	0	10	50	60	31	4	0	0	0	0	0	0	161
08:30	3	0	2	7	19	28	34	5	1	0	0	0	0	0	99
08:45	3	0	0	2	17	46	17	6	0	0	0	0	0	0	91
	19	0	3	31	128	189	106	18	1	0	0	0	0	0	495
09:00	2	0	0	1	5	23	20	10	2	0	0	0	0	0	63
09:15	0	0	0	1	4	27	17	5	1	0	0	0	0	0	55
09:30	0	0	1	1	6	31	28	6	0	0	0	0	0	0	73
09:45	1	0	0	3	6	20	19	8	0	0	0	0	0	0	57
	3	0	1	6	21	101	84	29	3	0	0	0	0	0	248
10:00	0	0	0	1	8	35	28	6	1	0	0	0	0	0	79
10:15	1	0	1	1	11	19	20	9	2	0	0	0	0	0	64
10:30	3	0	0	0	9	38	17	2	2	0	0	0	0	0	71
10:45	0	0	0	2	3	24	23	5	0	0	0	0	0	0	57
	4	0	1	4	31	116	88	22	5	0	0	0	0	0	271
11:00	1	0	0	1	4	27	23	5	1	1	0	0	0	0	63
11:15	0	0	0	0	5	28	16	4	2	0	0	0	0	0	55
11:30	2	0	0	3	6	22	15	3	1	0	0	0	0	0	52
11:45	0	0	0	0	9	28	19	5	0	0	0	0	0	0	61
	3	0	0	4	24	105	73	17	4	1	0	0	0	0	231
Total	73	0	5	116	623	1201	679	154	22	1	0	0	0	0	2874

VHB Engineering NC, PC

4000 WestChase Boulevard, Suite 530
Raleigh, NC 27607
p: 919-829-0328 f: 919-829-0329

Site Code: NC 56
Station ID: 12
NC 56
West of Creedmore Elementary
Date Start: 02-Dec-14

Eastbound

Start Time	1 15	16 20	21 25	26 30	31 35	36 40	41 45	46 50	51 55	56 60	61 65	66 70	71 75	76 999	Total
12 PM	3	0	0	1	18	23	14	6	0	0	0	0	0	0	65
12:15	6	4	1	0	6	21	19	5	3	0	0	0	0	0	65
12:30	0	0	1	0	15	24	11	6	0	0	0	0	0	0	57
12:45	0	0	0	0	6	28	22	1	0	0	0	0	0	0	57
	9	4	2	1	45	96	66	18	3	0	0	0	0	0	244
13:00	2	0	0	2	19	31	9	2	1	1	0	0	0	0	67
13:15	2	0	0	2	10	27	14	4	0	0	0	0	0	0	59
13:30	4	0	0	2	11	30	20	2	1	0	0	0	0	0	70
13:45	4	0	0	0	17	32	21	3	1	0	0	0	0	0	78
	12	0	0	6	57	120	64	11	3	1	0	0	0	0	274
14:00	2	0	0	7	9	32	15	0	0	0	0	0	0	0	65
14:15	1	0	0	2	11	29	19	3	0	0	0	0	0	0	65
14:30	2	0	0	2	18	32	16	2	1	0	0	0	0	0	73
14:45	7	0	5	6	35	63	17	3	0	0	0	0	0	0	136
	12	0	5	17	73	156	67	8	1	0	0	0	0	0	339
15:00	0	0	0	2	36	43	16	4	0	0	0	0	0	0	101
15:15	3	0	0	3	10	37	20	3	3	0	0	0	0	0	79
15:30	8	0	1	11	24	50	23	3	0	0	0	0	0	0	120
15:45	6	0	1	2	13	40	30	3	0	0	0	0	0	0	95
	17	0	2	18	83	170	89	13	3	0	0	0	0	0	395
16:00	3	0	1	1	6	37	35	11	1	0	0	0	0	0	95
16:15	4	0	0	1	17	26	20	3	0	1	0	0	0	0	72
16:30	7	0	0	0	8	36	31	8	1	0	0	0	0	0	91
16:45	5	0	0	1	15	38	21	0	0	0	0	0	0	0	80
	19	0	1	3	46	137	107	22	2	1	0	0	0	0	338
17:00	3	0	0	1	8	52	21	1	0	0	0	0	0	0	86
17:15	10	0	0	0	12	44	21	1	0	0	0	0	0	0	88
17:30	7	0	0	0	15	43	11	4	0	0	0	0	0	0	80
17:45	3	0	0	1	17	41	10	0	0	0	0	0	0	0	72
	23	0	0	2	52	180	63	6	0	0	0	0	0	0	326
18:00	3	0	2	2	25	20	3	2	0	1	0	0	0	0	58
18:15	7	0	0	0	19	40	11	1	0	0	0	0	0	0	78
18:30	3	0	1	1	16	30	22	4	0	0	0	0	0	0	77
18:45	3	0	0	0	6	22	18	4	0	0	0	0	0	0	53
	16	0	3	3	66	112	54	11	0	1	0	0	0	0	266
19:00	1	0	0	2	3	23	13	0	0	0	0	0	0	0	42
19:15	2	0	0	0	8	21	19	1	0	0	0	0	0	0	51
19:30	1	0	0	0	6	26	16	4	0	0	0	0	0	0	53
19:45	0	0	0	0	7	22	12	2	1	0	0	0	0	0	44
	4	0	0	2	24	92	60	7	1	0	0	0	0	0	190
20:00	1	0	0	1	13	20	8	0	0	0	0	0	0	0	43
20:15	0	0	0	0	3	11	6	1	0	0	0	0	0	0	21
20:30	3	0	0	0	4	14	6	1	1	0	0	0	0	0	29
20:45	0	0	0	0	5	10	5	2	0	0	0	0	0	0	22
	4	0	0	1	25	55	25	4	1	0	0	0	0	0	115
21:00	0	0	0	0	2	14	11	2	0	0	0	0	0	0	29
21:15	0	0	0	0	0	11	3	1	1	0	0	0	0	0	16
21:30	0	0	0	1	4	8	4	3	0	0	0	0	0	0	20
21:45	0	0	0	0	2	9	6	0	2	0	0	0	0	0	19
	0	0	0	1	8	42	24	6	3	0	0	0	0	0	84
22:00	0	0	0	0	2	11	6	1	0	0	0	0	0	0	20
22:15	0	0	0	0	2	11	8	1	0	0	0	0	0	0	22
22:30	0	0	0	0	2	9	3	2	0	0	0	0	0	0	16
22:45	0	0	0	0	1	2	6	2	0	0	0	0	0	0	11
	0	0	0	0	7	33	23	6	0	0	0	0	0	0	69
23:00	0	0	0	0	1	4	2	0	0	0	0	0	0	0	7
23:15	0	0	0	0	0	8	8	3	2	0	0	0	0	0	21
23:30	0	0	0	0	2	3	4	1	0	0	0	0	0	0	10
23:45	0	0	0	0	1	0	2	0	1	0	0	0	0	0	4
	0	0	0	0	4	15	16	4	3	0	0	0	0	0	42
Total	116	4	13	54	490	1208	658	116	20	3	0	0	0	0	2682

VHB Engineering NC, PC

4000 WestChase Boulevard, Suite 530
Raleigh, NC 27607
p: 919-829-0328 f: 919-829-0329

Site Code: NC 56
Station ID: 12
NC 56
West of Creedmore Elementary
Date Start: 02-Dec-14

Eastbound

Start Time	1 15	16 20	21 25	26 30	31 35	36 40	41 45	46 50	51 55	56 60	61 65	66 70	71 75	76 999	Total
12/04/1															
4	0	0	0	0	0	1	1	0	1	0	0	0	0	0	3
00:15	0	0	0	0	0	2	2	2	0	0	0	0	0	0	6
00:30	0	0	0	1	2	6	0	1	0	0	1	0	0	0	11
00:45	0	0	0	0	1	3	1	0	1	0	0	0	0	0	6
	0	0	0	1	3	12	4	3	2	0	1	0	0	0	26
01:00	0	0	0	0	1	0	0	0	0	0	0	0	0	0	1
01:15	0	0	0	0	0	2	1	0	1	0	0	0	0	0	4
01:30	0	0	0	0	0	1	0	0	0	0	0	0	0	0	1
01:45	0	0	0	0	0	2	1	1	0	0	0	0	0	0	4
	0	0	0	0	1	5	2	1	1	0	0	0	0	0	10
02:00	0	0	0	0	1	1	1	0	0	0	0	0	0	0	3
02:15	0	0	0	0	2	2	0	0	0	0	0	0	0	0	4
02:30	0	0	0	0	0	0	0	1	0	0	0	0	0	0	1
02:45	0	0	0	0	0	0	1	0	0	0	0	0	0	0	1
	0	0	0	0	3	3	2	1	0	0	0	0	0	0	9
03:00	0	0	0	0	1	1	0	1	0	0	0	0	0	0	3
03:15	0	0	0	0	1	3	0	0	0	0	0	0	0	0	4
03:30	0	0	0	0	0	1	2	0	1	0	0	0	0	0	4
03:45	0	0	0	0	0	1	1	0	0	0	0	0	0	0	2
	0	0	0	0	2	6	3	1	1	0	0	0	0	0	13
04:00	0	0	0	0	0	3	3	2	0	0	0	0	0	0	8
04:15	0	0	0	0	1	5	5	0	0	0	0	0	0	0	11
04:30	0	0	0	0	0	12	8	1	0	1	0	0	0	0	22
04:45	0	0	0	0	3	7	9	4	1	0	0	0	0	0	24
	0	0	0	0	4	27	25	7	1	1	0	0	0	0	65
05:00	0	0	0	0	5	11	13	3	0	0	0	0	0	0	32
05:15	0	0	0	0	2	16	26	6	0	0	0	0	0	0	50
05:30	3	0	0	3	10	18	26	7	0	0	0	0	0	0	67
05:45	0	0	0	0	7	22	19	14	1	0	0	0	0	0	63
	3	0	0	3	24	67	84	30	1	0	0	0	0	0	212
06:00	0	0	0	1	16	50	22	2	0	0	0	0	0	0	91
06:15	1	0	0	6	27	36	44	5	1	0	0	0	0	0	120
06:30	0	0	0	0	14	73	30	4	0	0	0	0	0	0	121
06:45	3	0	0	0	22	79	36	0	1	0	0	0	0	0	141
	4	0	0	7	79	238	132	11	2	0	0	0	0	0	473
07:00	7	0	0	11	51	99	22	5	0	0	0	0	0	0	195
07:15	14	0	6	28	92	63	14	2	0	0	0	0	0	0	219
07:30	6	0	0	10	110	94	20	3	0	0	0	0	0	0	243
07:45	2	0	1	23	55	79	24	2	1	0	0	0	0	0	187
	29	0	7	72	308	335	80	12	1	0	0	0	0	0	844
08:00	3	0	0	20	46	75	10	2	0	0	0	0	0	0	156
08:15	3	0	0	24	63	51	15	0	1	0	0	0	0	0	157
08:30	3	0	2	0	29	37	29	2	0	0	0	0	0	0	102
08:45	1	0	0	7	12	33	23	5	0	0	0	0	0	0	81
	10	0	2	51	150	196	77	9	1	0	0	0	0	0	496
09:00	1	0	0	1	16	20	25	8	0	0	0	0	0	0	71
09:15	0	0	0	0	4	26	28	6	2	1	0	0	0	0	67
09:30	1	0	0	1	9	43	18	4	0	2	0	0	0	0	78
09:45	2	0	0	1	10	32	14	8	0	0	0	0	0	0	67
	4	0	0	3	39	121	85	26	2	3	0	0	0	0	283
10:00	1	0	1	2	10	35	13	3	2	0	0	0	0	0	67
10:15	1	0	0	3	14	27	19	4	0	0	0	0	0	0	68
10:30	1	0	0	4	15	22	18	2	0	0	0	0	0	0	62
10:45	0	0	0	1	12	29	12	2	0	0	0	0	0	0	56
	3	0	1	10	51	113	62	11	2	0	0	0	0	0	253
11:00	2	0	0	0	12	22	14	2	0	0	0	0	0	0	52
11:15	1	0	0	2	8	16	11	6	0	0	0	0	0	0	44
11:30	1	0	0	1	15	18	14	5	0	0	0	0	0	0	54
11:45	1	0	0	3	8	28	20	2	0	1	0	0	0	0	63
	5	0	0	6	43	84	59	15	0	1	0	0	0	0	213
Total	58	0	10	153	707	1207	615	127	14	5	1	0	0	0	2897

VHB Engineering NC, PC

4000 WestChase Boulevard, Suite 530
Raleigh, NC 27607
p: 919-829-0328 f: 919-829-0329

Site Code: NC 56
Station ID: 12
NC 56
West of Creedmore Elementary
Date Start: 02-Dec-14

Eastbound

Start Time	1 15	16 20	21 25	26 30	31 35	36 40	41 45	46 50	51 55	56 60	61 65	66 70	71 75	76 999	Total
12 PM	3	0	0	0	6	49	24	2	0	0	0	0	0	0	84
12:15	2	0	0	0	5	27	22	4	1	0	0	0	0	0	61
12:30	1	0	0	2	8	32	15	5	1	1	0	0	0	0	65
12:45	0	0	0	0	14	31	15	4	0	0	0	0	0	0	64
	6	0	0	2	33	139	76	15	2	1	0	0	0	0	274
13:00	4	0	0	0	4	22	23	7	0	0	0	0	0	0	60
13:15	2	0	0	0	9	28	13	6	0	0	0	0	0	0	58
13:30	3	0	1	3	11	33	16	6	0	0	0	0	0	0	73
13:45	8	0	0	1	12	40	12	1	0	1	0	0	0	0	75
	17	0	1	4	36	123	64	20	0	1	0	0	0	0	266
14:00	3	0	0	4	18	33	15	3	0	0	0	0	0	0	76
14:15	1	0	0	4	13	27	18	8	0	0	0	0	0	0	71
14:30	8	0	0	2	29	19	15	2	1	0	0	0	0	0	76
14:45	3	0	0	3	49	38	12	0	0	0	0	0	0	0	105
	15	0	0	13	109	117	60	13	1	0	0	0	0	0	328
15:00	2	0	0	0	19	42	22	3	0	0	0	0	0	0	88
15:15	5	1	0	5	20	26	14	2	0	0	0	0	0	0	73
15:30	6	0	1	8	48	42	11	0	2	0	0	0	0	0	118
15:45	8	0	2	3	28	44	14	0	0	0	0	0	0	0	99
	21	1	3	16	115	154	61	5	2	0	0	0	0	0	378
16:00	*	*	*	*	*	*	*	*	*	*	*	*	*	*	*
16:15	*	*	*	*	*	*	*	*	*	*	*	*	*	*	*
16:30	*	*	*	*	*	*	*	*	*	*	*	*	*	*	*
16:45	*	*	*	*	*	*	*	*	*	*	*	*	*	*	*
	0	0	0	0	0	0	0	0	0	0	0	0	0	0	0
17:00	*	*	*	*	*	*	*	*	*	*	*	*	*	*	*
17:15	*	*	*	*	*	*	*	*	*	*	*	*	*	*	*
17:30	*	*	*	*	*	*	*	*	*	*	*	*	*	*	*
17:45	*	*	*	*	*	*	*	*	*	*	*	*	*	*	*
	0	0	0	0	0	0	0	0	0	0	0	0	0	0	0
18:00	*	*	*	*	*	*	*	*	*	*	*	*	*	*	*
18:15	*	*	*	*	*	*	*	*	*	*	*	*	*	*	*
18:30	*	*	*	*	*	*	*	*	*	*	*	*	*	*	*
18:45	*	*	*	*	*	*	*	*	*	*	*	*	*	*	*
	0	0	0	0	0	0	0	0	0	0	0	0	0	0	0
19:00	*	*	*	*	*	*	*	*	*	*	*	*	*	*	*
19:15	*	*	*	*	*	*	*	*	*	*	*	*	*	*	*
19:30	*	*	*	*	*	*	*	*	*	*	*	*	*	*	*
19:45	*	*	*	*	*	*	*	*	*	*	*	*	*	*	*
	0	0	0	0	0	0	0	0	0	0	0	0	0	0	0
20:00	*	*	*	*	*	*	*	*	*	*	*	*	*	*	*
20:15	*	*	*	*	*	*	*	*	*	*	*	*	*	*	*
20:30	*	*	*	*	*	*	*	*	*	*	*	*	*	*	*
20:45	*	*	*	*	*	*	*	*	*	*	*	*	*	*	*
	0	0	0	0	0	0	0	0	0	0	0	0	0	0	0
21:00	*	*	*	*	*	*	*	*	*	*	*	*	*	*	*
21:15	*	*	*	*	*	*	*	*	*	*	*	*	*	*	*
21:30	*	*	*	*	*	*	*	*	*	*	*	*	*	*	*
21:45	*	*	*	*	*	*	*	*	*	*	*	*	*	*	*
	0	0	0	0	0	0	0	0	0	0	0	0	0	0	0
22:00	*	*	*	*	*	*	*	*	*	*	*	*	*	*	*
22:15	*	*	*	*	*	*	*	*	*	*	*	*	*	*	*
22:30	*	*	*	*	*	*	*	*	*	*	*	*	*	*	*
22:45	*	*	*	*	*	*	*	*	*	*	*	*	*	*	*
	0	0	0	0	0	0	0	0	0	0	0	0	0	0	0
23:00	*	*	*	*	*	*	*	*	*	*	*	*	*	*	*
23:15	*	*	*	*	*	*	*	*	*	*	*	*	*	*	*
23:30	*	*	*	*	*	*	*	*	*	*	*	*	*	*	*
23:45	*	*	*	*	*	*	*	*	*	*	*	*	*	*	*
	0	0	0	0	0	0	0	0	0	0	0	0	0	0	0
Total	59	1	4	35	293	533	261	53	5	2	0	0	0	0	1246
Grand Total	374	5	34	374	2308	4743	2578	523	69	11	1	0	0	0	11020

15th Percentile :	31 MPH
50th Percentile :	37 MPH
85th Percentile :	42 MPH
95th Percentile :	46 MPH

Stats

Mean Speed(Average) :	37 MPH
10 MPH Pace Speed :	34-43 MPH
Number in Pace :	7021
Percent in Pace :	63.7%
Number of Vehicles > 35 MPH :	7925

Percent of Vehicles > 35 MPH : 71.9%

VHB Engineering NC, PC

4000 WestChase Boulevard, Suite 530
Raleigh, NC 27607
p: 919-829-0328 f: 919-829-0329

Site Code: NC 56
Station ID: 12
NC 56
West of Creedmore Elementary
Date Start: 02-Dec-14

Westbound, Eastbound

Start Time	1 15	16 20	21 25	26 30	31 35	36 40	41 45	46 50	51 55	56 60	61 65	66 70	71 75	76 999	Total
12/02/14															
	*	*	*	*	*	*	*	*	*	*	*	*	*	*	*
00:15	*	*	*	*	*	*	*	*	*	*	*	*	*	*	*
00:30	*	*	*	*	*	*	*	*	*	*	*	*	*	*	*
00:45	*	*	*	*	*	*	*	*	*	*	*	*	*	*	*
	0	0	0	0	0	0	0	0	0	0	0	0	0	0	0
01:00	*	*	*	*	*	*	*	*	*	*	*	*	*	*	*
01:15	*	*	*	*	*	*	*	*	*	*	*	*	*	*	*
01:30	*	*	*	*	*	*	*	*	*	*	*	*	*	*	*
01:45	*	*	*	*	*	*	*	*	*	*	*	*	*	*	*
	0	0	0	0	0	0	0	0	0	0	0	0	0	0	0
02:00	*	*	*	*	*	*	*	*	*	*	*	*	*	*	*
02:15	*	*	*	*	*	*	*	*	*	*	*	*	*	*	*
02:30	*	*	*	*	*	*	*	*	*	*	*	*	*	*	*
02:45	*	*	*	*	*	*	*	*	*	*	*	*	*	*	*
	0	0	0	0	0	0	0	0	0	0	0	0	0	0	0
03:00	*	*	*	*	*	*	*	*	*	*	*	*	*	*	*
03:15	*	*	*	*	*	*	*	*	*	*	*	*	*	*	*
03:30	*	*	*	*	*	*	*	*	*	*	*	*	*	*	*
03:45	*	*	*	*	*	*	*	*	*	*	*	*	*	*	*
	0	0	0	0	0	0	0	0	0	0	0	0	0	0	0
04:00	*	*	*	*	*	*	*	*	*	*	*	*	*	*	*
04:15	*	*	*	*	*	*	*	*	*	*	*	*	*	*	*
04:30	*	*	*	*	*	*	*	*	*	*	*	*	*	*	*
04:45	*	*	*	*	*	*	*	*	*	*	*	*	*	*	*
	0	0	0	0	0	0	0	0	0	0	0	0	0	0	0
05:00	*	*	*	*	*	*	*	*	*	*	*	*	*	*	*
05:15	*	*	*	*	*	*	*	*	*	*	*	*	*	*	*
05:30	*	*	*	*	*	*	*	*	*	*	*	*	*	*	*
05:45	*	*	*	*	*	*	*	*	*	*	*	*	*	*	*
	0	0	0	0	0	0	0	0	0	0	0	0	0	0	0
06:00	*	*	*	*	*	*	*	*	*	*	*	*	*	*	*
06:15	*	*	*	*	*	*	*	*	*	*	*	*	*	*	*
06:30	*	*	*	*	*	*	*	*	*	*	*	*	*	*	*
06:45	*	*	*	*	*	*	*	*	*	*	*	*	*	*	*
	0	0	0	0	0	0	0	0	0	0	0	0	0	0	0
07:00	*	*	*	*	*	*	*	*	*	*	*	*	*	*	*
07:15	*	*	*	*	*	*	*	*	*	*	*	*	*	*	*
07:30	*	*	*	*	*	*	*	*	*	*	*	*	*	*	*
07:45	*	*	*	*	*	*	*	*	*	*	*	*	*	*	*
	0	0	0	0	0	0	0	0	0	0	0	0	0	0	0
08:00	*	*	*	*	*	*	*	*	*	*	*	*	*	*	*
08:15	*	*	*	*	*	*	*	*	*	*	*	*	*	*	*
08:30	*	*	*	*	*	*	*	*	*	*	*	*	*	*	*
08:45	*	*	*	*	*	*	*	*	*	*	*	*	*	*	*
	0	0	0	0	0	0	0	0	0	0	0	0	0	0	0
09:00	*	*	*	*	*	*	*	*	*	*	*	*	*	*	*
09:15	*	*	*	*	*	*	*	*	*	*	*	*	*	*	*
09:30	*	*	*	*	*	*	*	*	*	*	*	*	*	*	*
09:45	*	*	*	*	*	*	*	*	*	*	*	*	*	*	*
	0	0	0	0	0	0	0	0	0	0	0	0	0	0	0
10:00	*	*	*	*	*	*	*	*	*	*	*	*	*	*	*
10:15	*	*	*	*	*	*	*	*	*	*	*	*	*	*	*
10:30	*	*	*	*	*	*	*	*	*	*	*	*	*	*	*
10:45	*	*	*	*	*	*	*	*	*	*	*	*	*	*	*
	0	0	0	0	0	0	0	0	0	0	0	0	0	0	0
11:00	*	*	*	*	*	*	*	*	*	*	*	*	*	*	*
11:15	*	*	*	*	*	*	*	*	*	*	*	*	*	*	*
11:30	*	*	*	*	*	*	*	*	*	*	*	*	*	*	*
11:45	*	*	*	*	*	*	*	*	*	*	*	*	*	*	*
	0	0	0	0	0	0	0	0	0	0	0	0	0	0	0
Total	0	0	0	0	0	0	0	0	0	0	0	0	0	0	0

VHB Engineering NC, PC

4000 WestChase Boulevard, Suite 530
Raleigh, NC 27607
p: 919-829-0328 f: 919-829-0329

Site Code: NC 56
Station ID: 12
NC 56
West of Creedmore Elementary
Date Start: 02-Dec-14

Westbound, Eastbound

Start Time	1 15	16 20	21 25	26 30	31 35	36 40	41 45	46 50	51 55	56 60	61 65	66 70	71 75	76 999	Total
12 PM	*	*	*	*	*	*	*	*	*	*	*	*	*	*	*
12:15	*	*	*	*	*	*	*	*	*	*	*	*	*	*	*
12:30	*	*	*	*	*	*	*	*	*	*	*	*	*	*	*
12:45	*	*	*	*	*	*	*	*	*	*	*	*	*	*	*
	0	0	0	0	0	0	0	0	0	0	0	0	0	0	0
13:00	*	*	*	*	*	*	*	*	*	*	*	*	*	*	*
13:15	*	*	*	*	*	*	*	*	*	*	*	*	*	*	*
13:30	*	*	*	*	*	*	*	*	*	*	*	*	*	*	*
13:45	*	*	*	*	*	*	*	*	*	*	*	*	*	*	*
	0	0	0	0	0	0	0	0	0	0	0	0	0	0	0
14:00	*	*	*	*	*	*	*	*	*	*	*	*	*	*	*
14:15	*	*	*	*	*	*	*	*	*	*	*	*	*	*	*
14:30	*	*	*	*	*	*	*	*	*	*	*	*	*	*	*
14:45	*	*	*	*	*	*	*	*	*	*	*	*	*	*	*
	0	0	0	0	0	0	0	0	0	0	0	0	0	0	0
15:00	*	*	*	*	*	*	*	*	*	*	*	*	*	*	*
15:15	*	*	*	*	*	*	*	*	*	*	*	*	*	*	*
15:30	*	*	*	*	*	*	*	*	*	*	*	*	*	*	*
15:45	*	*	*	*	*	*	*	*	*	*	*	*	*	*	*
	0	0	0	0	0	0	0	0	0	0	0	0	0	0	0
16:00	16	0	1	2	40	111	51	10	1	0	0	0	0	0	232
16:15	6	0	0	2	37	99	64	8	0	0	0	0	0	0	216
16:30	9	0	0	3	22	99	73	11	1	0	0	0	0	0	218
16:45	23	0	1	9	43	129	49	5	0	0	0	0	0	0	259
	54	0	2	16	142	438	237	34	2	0	0	0	0	0	925
17:00	5	0	0	2	25	143	65	12	1	0	0	0	0	0	253
17:15	10	0	1	3	38	149	56	8	0	0	0	0	0	0	265
17:30	6	0	0	4	50	154	63	6	1	0	0	0	0	0	284
17:45	11	0	0	1	33	134	76	10	2	0	0	0	0	0	267
	32	0	1	10	146	580	260	36	4	0	0	0	0	0	1069
18:00	13	0	0	3	27	113	58	8	1	0	0	0	0	0	223
18:15	3	0	0	1	34	76	38	8	0	0	0	0	0	0	160
18:30	6	0	0	2	22	51	36	5	3	0	0	0	0	0	125
18:45	2	0	0	3	23	80	48	9	1	0	0	0	0	0	166
	24	0	0	9	106	320	180	30	5	0	0	0	0	0	674
19:00	0	0	0	3	8	53	33	12	1	0	0	0	0	0	110
19:15	2	0	0	0	15	46	42	6	0	0	0	0	0	0	111
19:30	2	0	0	0	7	49	45	9	2	0	0	0	0	0	114
19:45	1	0	0	0	11	55	36	4	2	0	0	0	0	0	109
	5	0	0	3	41	203	156	31	5	0	0	0	0	0	444
20:00	2	0	0	0	9	39	18	7	1	0	0	0	0	0	76
20:15	2	0	0	0	5	43	17	4	0	0	0	0	0	0	71
20:30	0	0	0	0	15	24	22	9	1	0	0	0	0	0	71
20:45	0	0	0	0	10	22	22	3	2	1	0	0	0	0	60
	4	0	0	0	39	128	79	23	4	1	0	0	0	0	278
21:00	0	0	0	0	3	23	28	8	0	0	0	0	0	0	62
21:15	1	0	0	0	2	33	23	5	1	0	0	0	0	0	65
21:30	2	0	0	1	3	26	23	5	1	0	0	0	0	0	61
21:45	0	0	0	0	4	15	31	8	2	0	0	0	0	0	60
	3	0	0	1	12	97	105	26	4	0	0	0	0	0	248
22:00	0	0	0	0	4	17	24	2	0	0	0	0	0	0	47
22:15	0	0	0	1	6	22	9	7	0	0	0	0	0	0	45
22:30	0	0	1	0	3	15	20	3	1	0	0	0	0	0	43
22:45	0	0	0	0	4	7	9	2	1	0	0	0	0	0	23
	0	0	1	1	17	61	62	14	2	0	0	0	0	0	158
23:00	0	0	0	0	6	10	14	2	0	0	0	0	0	0	32
23:15	0	0	0	0	2	11	7	2	1	0	0	0	0	0	23
23:30	0	0	0	0	3	12	6	4	1	1	0	0	0	0	27
23:45	1	0	0	0	1	6	9	1	2	0	0	0	0	0	20
	1	0	0	0	12	39	36	9	4	1	0	0	0	0	102
Total	123	0	4	40	515	1866	1115	203	30	2	0	0	0	0	3898

VHB Engineering NC, PC

4000 WestChase Boulevard, Suite 530
Raleigh, NC 27607
p: 919-829-0328 f: 919-829-0329

Site Code: NC 56
Station ID: 12
NC 56
West of Creedmore Elementary
Date Start: 02-Dec-14

Westbound, Eastbound

Start Time	1 15	16 20	21 25	26 30	31 35	36 40	41 45	46 50	51 55	56 60	61 65	66 70	71 75	76 999	Total
12/03/1															
4	0	0	0	0	1	4	6	2	0	0	0	0	0	0	13
00:15	0	0	0	0	4	9	5	3	0	0	0	0	0	0	21
00:30	0	0	0	0	8	8	4	1	1	0	0	0	0	0	22
00:45	1	0	0	0	2	2	0	2	1	0	0	0	0	0	8
	1	0	0	0	15	23	15	8	2	0	0	0	0	0	64
01:00	0	0	0	0	1	2	3	2	1	0	1	0	0	0	10
01:15	0	0	0	0	0	3	6	1	0	0	0	0	0	0	10
01:30	0	0	0	0	2	1	1	1	1	0	0	0	0	0	6
01:45	0	0	0	0	1	2	2	0	0	0	0	0	0	0	5
	0	0	0	0	4	8	12	4	2	0	1	0	0	0	31
02:00	0	0	0	0	0	4	4	1	0	0	0	0	0	0	9
02:15	0	0	0	0	1	1	1	0	0	0	0	0	0	0	3
02:30	0	0	0	0	1	5	2	1	1	0	0	0	0	0	10
02:45	0	0	0	0	1	3	2	1	0	1	0	0	0	0	8
	0	0	0	0	3	13	9	3	1	1	0	0	0	0	30
03:00	0	0	0	0	1	2	3	0	0	0	0	0	0	0	6
03:15	0	0	0	0	1	9	4	0	0	0	0	0	0	0	14
03:30	0	0	0	1	0	5	0	0	0	0	0	0	0	0	6
03:45	0	0	0	0	0	4	3	3	0	0	0	0	0	0	10
	0	0	0	1	2	20	10	3	0	0	0	0	0	0	36
04:00	0	0	0	0	0	4	4	1	0	0	0	0	0	0	9
04:15	0	0	0	0	1	3	2	4	1	0	0	0	0	0	11
04:30	0	0	0	0	3	8	9	2	0	0	0	0	0	0	22
04:45	0	0	0	0	5	12	10	4	1	0	0	0	0	0	32
	0	0	0	0	9	27	25	11	2	0	0	0	0	0	74
05:00	2	0	0	0	3	14	15	3	2	0	0	0	0	0	39
05:15	0	0	0	0	1	26	29	3	2	0	0	0	0	0	61
05:30	1	0	0	0	2	33	30	3	1	0	0	0	0	0	70
05:45	2	0	0	0	3	36	20	12	1	0	0	0	0	0	74
	5	0	0	0	9	109	94	21	6	0	0	0	0	0	244
06:00	0	0	0	0	20	45	38	4	0	0	0	0	0	0	107
06:15	5	0	0	0	7	51	43	13	1	0	0	0	0	0	120
06:30	0	0	0	4	22	89	39	7	4	0	0	1	0	0	166
06:45	3	0	0	5	27	87	45	10	1	0	0	0	0	0	178
	8	0	0	9	76	272	165	34	6	0	0	1	0	0	571
07:00	19	0	2	14	87	114	29	6	1	0	0	0	0	0	272
07:15	29	2	12	24	88	122	42	5	1	0	0	0	0	0	325
07:30	15	0	0	41	154	81	15	3	0	0	0	0	0	0	309
07:45	16	0	0	17	81	116	37	7	1	0	0	0	0	0	275
	79	2	14	96	410	433	123	21	3	0	0	0	0	0	1181
08:00	16	0	1	14	47	92	44	10	0	0	0	0	0	0	224
08:15	11	0	0	10	58	91	49	11	0	0	0	0	0	0	230
08:30	5	0	2	7	19	44	51	12	2	1	0	0	0	0	143
08:45	6	0	0	2	23	62	27	12	1	0	0	0	0	0	133
	38	0	3	33	147	289	171	45	3	1	0	0	0	0	730
09:00	5	0	2	1	7	36	34	19	5	0	0	0	0	0	109
09:15	0	0	0	3	12	39	36	8	3	1	0	0	0	0	102
09:30	0	0	1	1	13	46	45	11	1	0	0	0	0	0	118
09:45	1	0	0	3	11	45	33	11	1	0	0	0	0	0	105
	6	0	3	8	43	166	148	49	10	1	0	0	0	0	434
10:00	1	0	0	1	16	53	40	12	1	0	0	0	0	0	124
10:15	2	0	1	1	20	34	41	10	3	0	0	0	0	0	112
10:30	6	0	0	1	16	53	32	5	3	0	0	0	0	0	116
10:45	1	0	0	2	11	42	33	7	0	0	0	0	0	0	96
	10	0	1	5	63	182	146	34	7	0	0	0	0	0	448
11:00	3	0	0	2	8	53	43	7	1	1	0	0	0	0	118
11:15	1	0	1	0	19	47	32	9	2	0	0	0	0	0	111
11:30	4	0	0	3	9	40	37	3	2	0	0	0	0	0	98
11:45	2	0	0	0	19	43	36	9	2	0	0	0	0	0	111
	10	0	1	5	55	183	148	28	7	1	0	0	0	0	438
Total	157	2	22	157	836	1725	1066	261	49	4	1	1	0	0	4281

VHB Engineering NC, PC

4000 WestChase Boulevard, Suite 530
Raleigh, NC 27607
p: 919-829-0328 f: 919-829-0329

Site Code: NC 56
Station ID: 12
NC 56
West of Creedmore Elementary
Date Start: 02-Dec-14

Westbound, Eastbound

Start Time	1 15	16 20	21 25	26 30	31 35	36 40	41 45	46 50	51 55	56 60	61 65	66 70	71 75	76 999	Total
12 PM	6	0	0	2	24	52	28	13	1	0	0	0	0	0	126
12:15	7	4	1	0	10	51	30	10	6	0	0	0	0	0	119
12:30	3	0	1	2	17	48	26	13	0	0	0	0	0	0	110
12:45	0	0	0	0	9	51	48	8	1	1	0	0	0	0	118
	16	4	2	4	60	202	132	44	8	1	0	0	0	0	473
13:00	2	0	0	5	24	59	28	5	3	1	1	0	0	0	128
13:15	2	0	2	5	26	52	39	9	1	0	0	0	0	0	136
13:30	9	0	1	4	25	60	47	8	1	0	0	0	0	0	155
13:45	5	0	0	0	26	54	47	10	3	0	0	0	0	0	145
	18	0	3	14	101	225	161	32	8	1	1	0	0	0	564
14:00	4	0	1	8	20	62	38	5	2	0	0	0	0	0	140
14:15	2	0	1	5	20	64	43	7	2	0	0	0	0	0	144
14:30	3	0	0	7	39	81	43	8	1	0	0	0	0	0	182
14:45	13	0	5	15	50	108	48	8	1	0	0	0	0	0	248
	22	0	7	35	129	315	172	28	6	0	0	0	0	0	714
15:00	3	0	0	2	54	90	37	12	1	0	0	0	0	0	199
15:15	7	0	2	8	28	93	46	10	4	0	0	0	0	0	198
15:30	12	0	1	13	40	110	50	8	0	0	0	0	0	0	234
15:45	15	0	1	5	39	98	59	6	0	0	0	0	0	0	223
	37	0	4	28	161	391	192	36	5	0	0	0	0	0	854
16:00	8	0	2	2	20	99	76	20	2	0	0	0	0	0	229
16:15	9	0	0	3	45	87	58	13	2	1	0	0	0	0	218
16:30	9	0	0	6	28	82	73	16	2	0	0	0	0	0	216
16:45	12	0	1	9	35	96	78	7	2	0	0	0	0	0	240
	38	0	3	20	128	364	285	56	8	1	0	0	0	0	903
17:00	7	0	1	3	27	153	77	15	0	0	0	0	0	0	283
17:15	16	0	0	2	56	138	62	12	1	0	0	0	0	0	287
17:30	12	0	0	1	23	155	53	11	0	0	0	0	0	0	255
17:45	11	0	0	1	39	137	71	5	0	0	0	0	0	0	264
	46	0	1	7	145	583	263	43	1	0	0	0	0	0	1089
18:00	12	0	2	5	56	76	43	9	0	2	0	0	0	0	205
18:15	13	0	0	1	36	105	43	15	0	0	0	0	0	0	213
18:30	6	0	1	1	34	97	56	10	0	0	0	0	0	0	205
18:45	11	0	0	0	21	61	53	8	0	0	0	0	0	0	154
	42	0	3	7	147	339	195	42	0	2	0	0	0	0	777
19:00	1	0	0	2	12	83	40	8	0	0	0	0	0	0	146
19:15	2	0	0	2	17	51	36	8	0	0	0	0	0	0	116
19:30	3	0	0	4	15	70	41	10	1	0	0	0	0	0	144
19:45	1	0	0	0	13	47	30	8	1	0	0	0	0	0	100
	7	0	0	8	57	251	147	34	2	0	0	0	0	0	506
20:00	3	0	0	1	17	38	23	8	0	0	0	0	0	0	90
20:15	0	0	0	0	8	24	27	9	1	0	0	0	0	0	69
20:30	5	0	0	0	5	33	30	9	1	0	0	0	0	0	83
20:45	0	0	0	0	11	37	30	4	1	0	0	0	0	0	83
	8	0	0	1	41	132	110	30	3	0	0	0	0	0	325
21:00	0	0	0	0	4	26	25	5	0	0	0	0	0	0	60
21:15	0	0	0	1	1	31	20	8	3	0	0	0	0	0	64
21:30	0	0	0	1	5	34	17	9	0	1	0	0	0	0	67
21:45	1	0	0	0	5	17	19	8	3	0	0	0	0	0	53
	1	0	0	2	15	108	81	30	6	1	0	0	0	0	244
22:00	0	0	0	0	4	24	19	2	1	0	0	0	0	0	50
22:15	0	0	0	0	4	26	19	8	1	1	0	0	0	0	59
22:30	0	0	0	0	3	14	7	5	1	1	0	0	0	0	31
22:45	1	0	0	0	1	7	13	5	1	0	0	0	0	0	28
	1	0	0	0	12	71	58	20	4	2	0	0	0	0	168
23:00	0	0	0	0	1	18	16	4	0	0	0	0	0	0	39
23:15	0	0	0	0	3	19	15	5	2	0	0	0	0	0	44
23:30	0	0	0	0	5	12	18	2	2	0	0	0	0	0	39
23:45	0	0	0	0	2	6	11	1	1	0	0	0	0	0	21
	0	0	0	0	11	55	60	12	5	0	0	0	0	0	143
Total	236	4	23	126	1007	3036	1856	407	56	8	1	0	0	0	6760

VHB Engineering NC, PC

4000 WestChase Boulevard, Suite 530
Raleigh, NC 27607
p: 919-829-0328 f: 919-829-0329

Site Code: NC 56
Station ID: 12
NC 56
West of Creedmore Elementary
Date Start: 02-Dec-14

Westbound, Eastbound

Start Time	1 15	16 20	21 25	26 30	31 35	36 40	41 45	46 50	51 55	56 60	61 65	66 70	71 75	76 999	Total
12/04/1															
4	0	0	0	0	0	11	8	3	2	0	0	0	0	0	24
00:15	0	0	0	0	0	9	11	3	1	0	0	0	0	0	24
00:30	0	0	0	1	2	11	3	4	0	0	1	0	0	0	22
00:45	0	0	0	0	1	7	5	1	1	1	0	0	0	0	16
	0	0	0	1	3	38	27	11	4	1	1	0	0	0	86
01:00	0	0	0	0	1	0	3	1	0	0	0	0	0	0	5
01:15	0	0	0	0	0	4	2	1	1	0	0	1	0	0	9
01:30	0	0	0	0	1	2	1	1	0	0	0	0	0	0	5
01:45	0	0	0	0	0	3	2	1	0	0	0	0	0	0	6
	0	0	0	0	2	9	8	4	1	0	0	1	0	0	25
02:00	0	0	0	0	1	2	4	1	0	0	0	0	0	0	8
02:15	0	0	0	0	2	3	0	0	0	0	0	0	0	0	5
02:30	0	0	0	0	0	1	3	1	1	0	0	0	0	0	6
02:45	0	0	0	0	0	3	2	0	0	0	0	0	0	0	5
	0	0	0	0	3	9	9	2	1	0	0	0	0	0	24
03:00	0	0	0	0	1	3	2	2	1	0	0	0	0	0	9
03:15	0	0	0	0	1	4	2	0	0	0	0	0	0	0	7
03:30	0	0	0	0	1	1	4	0	1	0	0	0	0	0	7
03:45	0	0	0	0	0	3	1	0	0	0	0	0	0	0	4
	0	0	0	0	3	11	9	2	2	0	0	0	0	0	27
04:00	0	0	0	0	0	5	4	2	0	0	0	0	0	0	11
04:15	0	0	0	0	1	6	5	0	0	0	0	0	0	0	12
04:30	0	0	0	0	1	12	9	1	0	1	0	0	0	0	24
04:45	0	0	0	0	3	8	9	6	1	0	0	0	0	0	27
	0	0	0	0	5	31	27	9	1	1	0	0	0	0	74
05:00	0	0	0	0	5	12	13	5	0	0	0	0	0	0	35
05:15	0	0	0	0	2	17	29	6	0	0	0	0	0	0	54
05:30	4	0	0	3	11	26	28	9	0	0	0	0	0	0	81
05:45	2	0	0	0	10	28	21	15	1	0	0	0	0	0	77
	6	0	0	3	28	83	91	35	1	0	0	0	0	0	247
06:00	0	0	0	1	18	59	31	4	0	0	0	0	0	0	113
06:15	4	0	0	6	29	47	60	8	1	0	0	0	0	0	155
06:30	0	0	0	0	18	82	36	5	1	0	0	0	0	0	142
06:45	9	0	0	0	26	92	52	4	1	0	0	0	0	0	184
	13	0	0	7	91	280	179	21	3	0	0	0	0	0	594
07:00	14	1	7	27	62	125	37	9	0	0	0	0	0	0	282
07:15	38	5	18	46	113	86	28	3	2	0	0	0	0	0	339
07:30	11	0	1	15	125	118	36	5	0	1	0	0	0	0	312
07:45	10	0	1	24	72	117	40	8	1	0	0	0	0	0	273
	73	6	27	112	372	446	141	25	3	1	0	0	0	0	1206
08:00	8	0	2	26	57	109	22	3	0	0	0	0	0	0	227
08:15	7	0	0	32	95	84	34	6	1	0	0	0	0	0	259
08:30	4	0	2	2	36	59	46	6	2	0	0	0	0	0	157
08:45	3	0	0	8	17	52	41	12	0	0	0	0	0	0	133
	22	0	4	68	205	304	143	27	3	0	0	0	0	0	776
09:00	2	0	1	1	23	32	39	12	2	0	0	0	0	0	112
09:15	3	0	0	6	4	42	44	9	3	1	1	0	0	0	113
09:30	3	0	0	2	16	61	36	7	3	2	0	0	0	0	130
09:45	5	0	0	3	13	50	30	14	0	1	0	0	0	0	116
	13	0	1	12	56	185	149	42	8	4	1	0	0	0	471
10:00	2	0	2	2	15	48	29	5	3	0	0	0	0	0	106
10:15	2	0	0	3	15	42	41	7	1	0	0	0	0	0	111
10:30	2	0	0	5	18	36	32	2	0	1	0	0	0	0	96
10:45	0	0	0	1	15	43	31	7	1	0	0	0	0	0	98
	6	0	2	11	63	169	133	21	5	1	0	0	0	0	411
11:00	3	0	0	3	15	42	30	8	2	0	0	0	0	0	103
11:15	3	0	0	2	16	40	31	15	4	0	0	0	0	0	111
11:30	4	0	0	2	23	37	34	8	2	0	0	0	0	0	110
11:45	5	0	0	3	17	40	46	8	2	1	0	0	0	0	122
	15	0	0	10	71	159	141	39	10	1	0	0	0	0	446
Total	148	6	34	224	902	1724	1057	238	42	9	2	1	0	0	4387

VHB Engineering NC, PC

4000 WestChase Boulevard, Suite 530
Raleigh, NC 27607
p: 919-829-0328 f: 919-829-0329

Site Code: NC 56
Station ID: 12
NC 56
West of Creedmore Elementary
Date Start: 02-Dec-14

Westbound, Eastbound

Start Time	1 15	16 20	21 25	26 30	31 35	36 40	41 45	46 50	51 55	56 60	61 65	66 70	71 75	76 999	Total
12 PM	4	0	0	3	18	78	45	7	0	0	0	0	0	0	155
12:15	3	0	1	1	13	49	46	13	4	0	0	0	0	0	130
12:30	4	1	0	2	16	57	51	6	1	1	0	0	0	0	139
12:45	1	0	0	3	24	66	41	7	0	0	0	0	0	0	142
	12	1	1	9	71	250	183	33	5	1	0	0	0	0	566
13:00	7	0	0	0	11	50	50	10	0	0	0	0	0	0	128
13:15	3	0	0	1	14	64	39	7	0	0	0	0	0	0	128
13:30	5	0	1	6	19	64	43	13	1	0	0	0	0	0	152
13:45	10	0	0	1	16	75	30	8	2	1	0	0	0	0	143
	25	0	1	8	60	253	162	38	3	1	0	0	0	0	551
14:00	5	0	0	4	27	66	41	8	0	0	0	0	0	0	151
14:15	2	0	2	12	37	53	40	17	0	0	0	0	0	0	163
14:30	10	0	1	4	47	66	50	6	3	0	0	0	0	0	187
14:45	8	0	3	10	77	73	32	4	0	0	0	0	0	0	207
	25	0	6	30	188	258	163	35	3	0	0	0	0	0	708
15:00	5	0	0	1	30	84	56	10	1	0	0	0	0	0	187
15:15	7	1	7	22	44	55	39	18	0	0	0	0	0	0	193
15:30	11	0	1	18	69	97	37	2	2	0	0	0	0	0	237
15:45	17	0	2	4	46	128	49	2	0	0	0	0	0	0	248
	40	1	10	45	189	364	181	32	3	0	0	0	0	0	865
16:00	*	*	*	*	*	*	*	*	*	*	*	*	*	*	*
16:15	*	*	*	*	*	*	*	*	*	*	*	*	*	*	*
16:30	*	*	*	*	*	*	*	*	*	*	*	*	*	*	*
16:45	*	*	*	*	*	*	*	*	*	*	*	*	*	*	*
	0	0	0	0	0	0	0	0	0	0	0	0	0	0	0
17:00	*	*	*	*	*	*	*	*	*	*	*	*	*	*	*
17:15	*	*	*	*	*	*	*	*	*	*	*	*	*	*	*
17:30	*	*	*	*	*	*	*	*	*	*	*	*	*	*	*
17:45	*	*	*	*	*	*	*	*	*	*	*	*	*	*	*
	0	0	0	0	0	0	0	0	0	0	0	0	0	0	0
18:00	*	*	*	*	*	*	*	*	*	*	*	*	*	*	*
18:15	*	*	*	*	*	*	*	*	*	*	*	*	*	*	*
18:30	*	*	*	*	*	*	*	*	*	*	*	*	*	*	*
18:45	*	*	*	*	*	*	*	*	*	*	*	*	*	*	*
	0	0	0	0	0	0	0	0	0	0	0	0	0	0	0
19:00	*	*	*	*	*	*	*	*	*	*	*	*	*	*	*
19:15	*	*	*	*	*	*	*	*	*	*	*	*	*	*	*
19:30	*	*	*	*	*	*	*	*	*	*	*	*	*	*	*
19:45	*	*	*	*	*	*	*	*	*	*	*	*	*	*	*
	0	0	0	0	0	0	0	0	0	0	0	0	0	0	0
20:00	*	*	*	*	*	*	*	*	*	*	*	*	*	*	*
20:15	*	*	*	*	*	*	*	*	*	*	*	*	*	*	*
20:30	*	*	*	*	*	*	*	*	*	*	*	*	*	*	*
20:45	*	*	*	*	*	*	*	*	*	*	*	*	*	*	*
	0	0	0	0	0	0	0	0	0	0	0	0	0	0	0
21:00	*	*	*	*	*	*	*	*	*	*	*	*	*	*	*
21:15	*	*	*	*	*	*	*	*	*	*	*	*	*	*	*
21:30	*	*	*	*	*	*	*	*	*	*	*	*	*	*	*
21:45	*	*	*	*	*	*	*	*	*	*	*	*	*	*	*
	0	0	0	0	0	0	0	0	0	0	0	0	0	0	0
22:00	*	*	*	*	*	*	*	*	*	*	*	*	*	*	*
22:15	*	*	*	*	*	*	*	*	*	*	*	*	*	*	*
22:30	*	*	*	*	*	*	*	*	*	*	*	*	*	*	*
22:45	*	*	*	*	*	*	*	*	*	*	*	*	*	*	*
	0	0	0	0	0	0	0	0	0	0	0	0	0	0	0
23:00	*	*	*	*	*	*	*	*	*	*	*	*	*	*	*
23:15	*	*	*	*	*	*	*	*	*	*	*	*	*	*	*
23:30	*	*	*	*	*	*	*	*	*	*	*	*	*	*	*
23:45	*	*	*	*	*	*	*	*	*	*	*	*	*	*	*
	0	0	0	0	0	0	0	0	0	0	0	0	0	0	0
Total	102	2	18	92	508	1125	689	138	14	2	0	0	0	0	2690
Grand Total	766	14	101	639	3768	9476	5783	1247	191	25	4	2	0	0	22016

	15th Percentile :	31 MPH
	50th Percentile :	37 MPH
	85th Percentile :	43 MPH
	95th Percentile :	46 MPH
Stats	Mean Speed(Average) :	37 MPH
	10 MPH Pace Speed :	34-43 MPH
	Number in Pace :	14057
	Percent in Pace :	63.8%
	Number of Vehicles > 35 MPH :	16728

Percent of Vehicles > 35 MPH : 76.0%

VHB Engineering NC, PC

4000 WestChase Boulevard, Suite 530
Raleigh, NC 27607
p: 919-829-0328 f: 919-829-0329

Site Code: 56
Station ID: 13
NC 56
East of Darden Drive
Date Start: 06-Jan-15

Eastbound

Start Time	1 35	36 40	41 45	46 50	51 55	56 60	61 65	66 70	71 75	76 80	81 85	86 90	91 95	96 999	Total
01/06/1															
5	0	3	3	1	0	0	0	0	0	0	0	0	0	0	7
00:15	1	6	4	1	0	0	0	0	0	0	0	0	0	0	12
00:30	0	1	1	0	0	0	0	0	0	0	0	0	0	0	2
00:45	0	3	1	2	0	0	0	0	0	0	0	0	0	0	6
	1	13	9	4	0	0	0	0	0	0	0	0	0	0	27
01:00	1	1	5	0	0	0	0	0	0	0	0	0	0	0	7
01:15	0	2	1	1	0	0	0	0	0	0	0	0	0	0	4
01:30	0	2	3	2	0	0	0	0	0	0	0	0	0	0	7
01:45	0	1	3	0	0	0	0	0	0	0	0	0	0	0	4
	1	6	12	3	0	0	0	0	0	0	0	0	0	0	22
02:00	0	2	0	1	0	0	0	0	0	0	0	0	0	0	3
02:15	0	1	0	0	0	0	0	0	0	0	0	0	0	0	1
02:30	3	0	2	0	1	0	0	0	0	0	0	0	0	0	6
02:45	0	1	1	0	1	0	0	0	0	0	0	0	0	0	3
	3	4	3	1	2	0	0	0	0	0	0	0	0	0	13
03:00	0	3	0	0	0	0	0	0	0	0	0	0	0	0	3
03:15	0	1	2	0	0	0	0	0	0	0	0	0	0	0	3
03:30	1	0	0	1	0	0	0	0	0	0	0	0	0	0	2
03:45	2	2	1	1	0	0	0	0	0	0	0	0	0	0	6
	3	6	3	2	0	0	0	0	0	0	0	0	0	0	14
04:00	0	0	0	1	0	0	0	0	0	0	0	0	0	0	1
04:15	1	1	1	0	0	0	0	0	0	0	0	0	0	0	3
04:30	1	0	2	0	0	0	0	0	0	0	0	0	0	0	3
04:45	1	2	1	0	0	0	0	0	0	0	0	0	0	0	4
	3	3	4	1	0	0	0	0	0	0	0	0	0	0	11
05:00	0	1	2	1	0	0	0	0	0	0	0	0	0	0	4
05:15	0	2	6	0	0	0	0	0	0	0	0	0	0	0	8
05:30	0	2	0	0	0	1	1	0	0	0	0	0	0	0	4
05:45	1	1	6	2	0	0	0	0	0	0	0	0	0	0	10
	1	6	14	3	0	1	1	0	0	0	0	0	0	0	26
06:00	1	4	7	3	1	0	0	0	0	0	0	0	0	0	16
06:15	3	9	12	4	0	0	0	0	0	0	0	0	0	0	28
06:30	4	8	10	2	2	0	0	0	0	0	0	0	0	0	26
06:45	8	12	6	2	1	0	0	0	0	0	0	0	0	0	29
	16	33	35	11	4	0	0	0	0	0	0	0	0	0	99
07:00	19	11	5	4	2	1	0	0	0	0	0	0	0	0	42
07:15	13	18	14	4	0	0	0	0	0	0	0	0	0	0	49
07:30	9	14	10	3	0	0	0	0	0	0	0	0	0	0	36
07:45	17	32	6	4	0	0	0	0	0	0	0	0	0	0	59
	58	75	35	15	2	1	0	0	0	0	0	0	0	0	186
08:00	20	25	19	2	0	0	0	0	0	0	0	0	0	0	66
08:15	19	33	17	2	0	0	0	0	0	0	0	0	0	0	71
08:30	16	23	17	9	1	0	0	0	0	0	0	0	0	0	66
08:45	4	13	15	5	0	0	0	0	0	0	0	0	0	0	37
	59	94	68	18	1	0	0	0	0	0	0	0	0	0	240
09:00	5	7	11	2	1	0	0	0	0	0	0	0	0	0	26
09:15	4	10	14	2	0	0	0	0	0	0	0	0	0	0	30
09:30	6	17	12	2	0	0	0	0	0	0	0	0	0	0	37
09:45	6	14	11	2	1	0	0	0	0	0	0	0	0	0	34
	21	48	48	8	2	0	0	0	0	0	0	0	0	0	127
10:00	9	12	13	4	1	0	0	0	0	0	0	0	0	0	39
10:15	5	8	16	5	0	0	0	0	0	0	0	0	0	0	34
10:30	6	13	12	4	2	0	0	0	0	0	0	0	0	0	37
10:45	10	12	15	7	0	0	0	0	0	0	0	0	0	0	44
	30	45	56	20	3	0	0	0	0	0	0	0	0	0	154
11:00	10	19	9	4	1	0	0	0	0	0	0	0	0	0	43
11:15	7	14	13	7	0	0	0	0	0	0	0	0	0	0	41
11:30	6	10	11	7	0	0	0	0	0	0	0	0	0	0	34
11:45	11	12	21	9	0	0	0	0	0	0	0	0	0	0	53
	34	55	54	27	1	0	0	0	0	0	0	0	0	0	171
Total	230	388	341	113	15	2	1	0	0	0	0	0	0	0	1090

VHB Engineering NC, PC

4000 WestChase Boulevard, Suite 530
Raleigh, NC 27607
p: 919-829-0328 f: 919-829-0329

Site Code: 56
Station ID: 13
NC 56
East of Darden Drive
Date Start: 06-Jan-15

Eastbound

Start Time	1 35	36 40	41 45	46 50	51 55	56 60	61 65	66 70	71 75	76 80	81 85	86 90	91 95	96 999	Total
12 PM	9	16	22	7	1	0	0	0	0	0	0	0	0	0	55
12:15	4	12	15	8	0	0	0	0	0	0	0	0	0	0	39
12:30	6	6	12	6	0	0	0	0	0	0	0	0	0	0	30
12:45	4	28	15	5	1	0	0	0	0	0	0	0	0	0	53
	23	62	64	26	2	0	0	0	0	0	0	0	0	0	177
13:00	18	22	27	0	0	0	0	0	0	0	0	0	0	0	67
13:15	12	22	14	11	0	0	0	0	0	0	0	0	0	0	59
13:30	6	25	20	2	0	0	0	0	0	0	0	0	0	0	53
13:45	25	26	18	7	0	0	0	0	0	0	0	0	0	0	76
	61	95	79	20	0	0	0	0	0	0	0	0	0	0	255
14:00	12	30	25	4	2	0	0	0	0	0	0	0	0	0	73
14:15	14	24	29	2	3	0	0	0	0	0	0	0	0	0	72
14:30	20	31	10	4	1	0	0	0	0	0	0	0	0	0	66
14:45	11	27	28	6	2	0	0	0	0	0	0	0	0	0	74
	57	112	92	16	8	0	0	0	0	0	0	0	0	0	285
15:00	15	30	23	4	2	0	0	0	0	0	0	0	0	0	74
15:15	17	32	33	5	0	1	0	0	0	0	0	0	0	0	88
15:30	39	56	33	6	0	0	0	0	0	0	0	0	0	0	134
15:45	27	51	36	4	1	0	0	0	0	0	0	0	0	0	119
	98	169	125	19	3	1	0	0	0	0	0	0	0	0	415
16:00	20	46	46	12	1	0	0	0	0	0	0	0	0	0	125
16:15	14	39	45	15	0	0	0	0	0	0	0	0	0	0	113
16:30	4	59	41	20	1	0	0	0	0	0	0	0	0	0	125
16:45	23	80	39	6	3	0	0	0	0	0	0	0	0	0	151
	61	224	171	53	5	0	0	0	0	0	0	0	0	0	514
17:00	28	75	51	6	0	0	0	0	0	0	0	0	0	0	160
17:15	20	78	51	11	2	0	1	0	0	0	0	0	0	0	163
17:30	31	92	37	4	0	0	0	0	0	0	0	0	0	0	164
17:45	31	55	36	3	0	0	0	0	0	0	0	0	0	0	125
	110	300	175	24	2	0	1	0	0	0	0	0	0	0	612
18:00	36	72	40	4	0	0	0	0	0	0	0	0	0	0	152
18:15	32	55	14	3	0	0	0	0	0	0	0	0	0	0	104
18:30	35	58	19	4	0	0	0	0	0	0	0	0	0	0	116
18:45	10	39	30	4	0	0	0	0	0	0	0	0	0	0	83
	113	224	103	15	0	0	0	0	0	0	0	0	0	0	455
19:00	16	23	18	3	1	0	0	0	0	0	0	0	0	0	61
19:15	6	34	23	2	0	0	0	0	0	0	0	0	0	0	65
19:30	8	30	16	2	0	0	0	0	0	0	0	0	0	0	56
19:45	11	23	16	2	0	0	0	0	0	0	0	0	0	0	52
	41	110	73	9	1	0	0	0	0	0	0	0	0	0	234
20:00	15	26	20	3	0	0	0	0	0	0	0	0	0	0	64
20:15	13	24	12	1	1	0	0	0	0	0	0	0	0	0	51
20:30	14	17	12	3	0	0	0	0	0	0	0	0	0	0	46
20:45	6	11	10	3	1	0	0	0	0	0	0	0	0	0	31
	48	78	54	10	2	0	0	0	0	0	0	0	0	0	192
21:00	8	24	15	3	0	0	0	0	0	0	0	0	0	0	50
21:15	4	9	13	2	0	0	0	0	0	0	0	0	0	0	28
21:30	3	19	11	4	0	2	0	0	0	0	0	0	0	0	39
21:45	4	7	7	1	1	0	0	0	0	0	0	0	0	0	20
	19	59	46	10	1	2	0	0	0	0	0	0	0	0	137
22:00	2	12	8	1	0	0	0	0	0	0	0	0	0	0	23
22:15	6	10	5	1	1	0	0	0	0	0	0	0	0	0	23
22:30	8	14	1	1	0	0	0	0	0	0	0	0	0	0	24
22:45	7	2	1	0	0	1	0	0	0	0	0	0	0	0	11
	23	38	15	3	1	1	0	0	0	0	0	0	0	0	81
23:00	3	11	3	2	0	0	0	0	0	0	0	0	0	0	19
23:15	14	1	2	0	0	0	0	0	0	0	0	0	0	0	17
23:30	2	7	8	1	0	0	0	0	0	0	0	0	0	0	18
23:45	2	6	2	3	1	0	0	0	0	0	0	0	0	0	14
	21	25	15	6	1	0	0	0	0	0	0	0	0	0	68
Total	675	1496	1012	211	26	4	1	0	0	0	0	0	0	0	3425

VHB Engineering NC, PC

4000 WestChase Boulevard, Suite 530
Raleigh, NC 27607
p: 919-829-0328 f: 919-829-0329

Site Code: 56
Station ID: 13
NC 56
East of Darden Drive
Date Start: 06-Jan-15

Eastbound

Start Time	1 35	36 40	41 45	46 50	51 55	56 60	61 65	66 70	71 75	76 80	81 85	86 90	91 95	96 999	Total
01/07/1															
5	2	4	4	2	1	0	0	0	1	0	0	0	0	0	14
00:15	1	6	1	0	1	0	0	0	0	0	0	0	0	0	9
00:30	0	1	6	2	1	0	0	0	0	0	0	0	0	0	10
00:45	0	2	3	2	0	0	0	0	0	0	0	0	0	0	7
	3	13	14	6	3	0	0	0	1	0	0	0	0	0	40
01:00	0	0	1	0	1	0	0	0	1	0	0	0	0	0	3
01:15	1	1	1	0	0	0	0	0	0	0	0	0	0	0	3
01:30	0	1	0	2	0	0	0	0	0	0	0	0	0	0	3
01:45	0	0	3	2	0	0	0	0	0	0	0	0	0	0	5
	1	2	5	4	1	0	0	0	1	0	0	0	0	0	14
02:00	0	0	0	0	0	0	0	0	0	0	0	0	0	0	0
02:15	0	0	0	0	0	0	0	0	0	0	0	0	0	0	0
02:30	3	0	2	0	0	0	0	0	0	0	0	0	0	0	5
02:45	0	1	4	0	0	0	0	0	0	0	0	0	0	0	5
	3	1	6	0	0	0	0	0	0	0	0	0	0	0	10
03:00	2	0	3	0	1	0	0	0	0	0	0	0	0	0	6
03:15	0	2	0	0	2	0	0	0	0	0	0	0	0	0	4
03:30	0	1	4	1	0	0	0	0	0	0	0	0	0	0	6
03:45	0	1	2	1	0	0	0	0	0	0	0	0	0	0	4
	2	4	9	2	3	0	0	0	0	0	0	0	0	0	20
04:00	0	0	0	0	0	0	0	0	0	0	0	0	0	0	0
04:15	0	0	0	0	0	0	0	0	0	0	0	0	0	0	0
04:30	0	5	0	0	0	0	0	0	0	0	0	0	0	0	5
04:45	0	1	1	0	0	0	0	0	0	0	0	0	0	0	2
	0	6	1	0	0	0	0	0	0	0	0	0	0	0	7
05:00	0	3	0	0	0	0	0	0	0	0	0	0	0	0	3
05:15	1	2	1	0	0	0	0	0	0	0	0	0	0	0	4
05:30	0	0	1	3	1	0	0	0	0	0	0	0	0	0	5
05:45	2	4	5	1	0	0	0	0	0	0	0	0	0	0	12
	3	9	7	4	1	0	0	0	0	0	0	0	0	0	24
06:00	3	3	8	3	0	0	0	0	0	0	0	0	0	0	17
06:15	5	8	8	3	0	0	0	0	0	0	0	0	0	0	24
06:30	5	9	7	2	0	0	1	0	0	0	0	0	0	0	24
06:45	4	10	15	3	0	0	0	0	0	0	0	0	0	0	32
	17	30	38	11	0	0	1	0	0	0	0	0	0	0	97
07:00	10	17	7	6	2	0	0	0	0	0	0	0	0	0	42
07:15	12	17	12	7	0	0	0	0	0	0	0	0	0	0	48
07:30	9	15	7	8	2	0	0	0	0	0	0	0	0	0	41
07:45	14	16	19	4	1	0	0	0	0	0	0	0	0	0	54
	45	65	45	25	5	0	0	0	0	0	0	0	0	0	185
08:00	8	19	15	6	0	0	0	0	0	0	0	0	0	0	48
08:15	13	27	23	3	1	0	0	0	0	0	0	0	0	0	67
08:30	9	19	8	8	0	1	0	0	0	0	0	0	0	0	45
08:45	5	6	10	6	0	0	0	0	0	0	0	0	0	0	27
	35	71	56	23	1	1	0	0	0	0	0	0	0	0	187
09:00	11	11	15	4	0	1	0	0	0	0	0	0	0	0	42
09:15	5	11	13	4	1	0	0	0	0	0	0	0	0	0	34
09:30	8	13	9	5	3	0	0	0	0	0	0	0	0	0	38
09:45	7	18	15	4	0	0	0	0	0	0	0	0	0	0	44
	31	53	52	17	4	1	0	0	0	0	0	0	0	0	158
10:00	2	10	9	5	0	2	0	0	0	0	0	0	0	0	28
10:15	7	13	6	4	1	0	0	0	0	0	0	0	0	0	31
10:30	5	15	12	4	1	1	0	0	0	0	0	0	0	0	38
10:45	8	21	13	3	1	0	0	0	0	0	0	0	0	0	46
	22	59	40	16	3	3	0	0	0	0	0	0	0	0	143
11:00	8	16	6	1	1	0	0	0	0	0	0	0	0	0	32
11:15	4	14	18	11	0	0	0	0	0	0	0	0	0	0	47
11:30	14	13	7	0	0	0	0	0	0	0	0	0	0	0	34
11:45	15	29	16	2	1	0	0	0	0	0	0	0	0	0	63
	41	72	47	14	2	0	0	0	0	0	0	0	0	0	176
Total	203	385	320	122	23	5	1	0	2	0	0	0	0	0	1061

VHB Engineering NC, PC

4000 WestChase Boulevard, Suite 530
Raleigh, NC 27607
p: 919-829-0328 f: 919-829-0329

Site Code: 56
Station ID: 13
NC 56
East of Darden Drive
Date Start: 06-Jan-15

Eastbound

Start Time	1 35	36 40	41 45	46 50	51 55	56 60	61 65	66 70	71 75	76 80	81 85	86 90	91 95	96 999	Total
12 PM	7	16	15	0	1	0	0	0	0	0	0	0	0	0	39
12:15	10	11	17	5	0	0	0	0	0	0	0	0	0	0	43
12:30	12	27	15	3	0	0	0	0	0	0	0	0	0	0	57
12:45	6	33	10	4	1	0	0	0	0	0	0	0	0	0	54
	35	87	57	12	2	0	0	0	0	0	0	0	0	0	193
13:00	13	21	13	1	1	0	0	0	0	0	0	0	0	0	49
13:15	15	32	14	4	2	0	0	0	0	0	0	0	0	0	67
13:30	8	10	20	5	0	0	0	0	0	0	0	0	0	0	43
13:45	8	29	16	6	1	0	0	0	0	0	0	0	0	0	60
	44	92	63	16	4	0	0	0	0	0	0	0	0	0	219
14:00	20	43	22	5	0	0	0	0	0	0	0	0	0	0	90
14:15	22	19	25	4	2	0	0	0	0	0	0	0	0	0	72
14:30	13	23	17	9	2	0	0	0	0	0	0	0	0	0	64
14:45	17	34	23	4	2	0	0	0	0	0	0	0	0	0	80
	72	119	87	22	6	0	0	0	0	0	0	0	0	0	306
15:00	17	32	25	6	0	0	0	0	0	0	0	0	0	0	80
15:15	26	17	23	4	1	1	0	0	0	0	0	0	0	0	72
15:30	41	70	32	10	2	0	0	0	0	0	0	0	0	0	155
15:45	44	44	38	5	0	0	0	0	0	0	0	0	0	0	131
	128	163	118	25	3	1	0	0	0	0	0	0	0	0	438
16:00	35	51	30	2	1	0	1	0	0	0	0	0	0	0	120
16:15	21	41	44	16	2	0	0	0	0	0	0	0	0	0	124
16:30	26	47	34	7	2	0	0	0	0	0	0	0	0	0	116
16:45	29	54	40	11	0	0	0	0	0	0	0	0	0	0	134
	111	193	148	36	5	0	1	0	0	0	0	0	0	0	494
17:00	25	72	46	3	2	0	0	0	0	0	0	0	0	0	148
17:15	30	70	48	10	0	0	0	0	0	0	0	0	0	0	158
17:30	42	86	25	4	0	0	0	0	0	0	0	0	0	0	157
17:45	25	75	40	3	1	0	0	0	0	0	0	0	0	0	144
	122	303	159	20	3	0	0	0	0	0	0	0	0	0	607
18:00	23	73	32	3	0	0	0	0	0	0	0	0	0	0	131
18:15	25	46	29	5	0	0	0	0	0	0	0	0	0	0	105
18:30	26	56	28	5	0	1	0	0	0	0	0	0	0	0	116
18:45	16	37	25	4	1	1	0	0	0	0	0	0	0	0	84
	90	212	114	17	1	2	0	0	0	0	0	0	0	0	436
19:00	13	32	25	9	0	0	0	0	0	0	0	0	0	0	79
19:15	16	31	8	5	1	0	0	0	0	0	0	0	0	0	61
19:30	13	34	25	1	0	0	0	0	0	0	0	0	0	0	73
19:45	13	20	21	2	2	0	0	0	0	0	0	0	0	0	58
	55	117	79	17	3	0	0	0	0	0	0	0	0	0	271
20:00	12	32	12	1	0	1	0	0	0	0	0	0	0	0	58
20:15	13	22	11	1	0	0	0	0	0	0	0	0	0	0	47
20:30	7	19	4	0	0	0	0	0	0	0	0	0	0	0	30
20:45	16	21	5	0	0	0	0	0	0	0	0	0	0	0	42
	48	94	32	2	0	1	0	0	0	0	0	0	0	0	177
21:00	9	26	11	0	0	0	0	0	0	0	0	0	0	0	46
21:15	8	19	10	2	1	0	0	0	0	0	0	0	0	0	40
21:30	10	16	13	4	2	0	0	0	0	0	0	0	0	0	45
21:45	6	11	11	1	0	0	0	0	0	0	0	0	0	0	29
	33	72	45	7	3	0	0	0	0	0	0	0	0	0	160
22:00	4	11	8	5	0	0	0	0	0	0	0	0	0	0	28
22:15	0	12	5	3	1	0	0	0	0	0	0	0	0	0	21
22:30	4	10	8	1	0	0	0	0	0	0	0	0	0	0	23
22:45	0	5	6	1	0	0	0	0	0	0	0	0	0	0	12
	8	38	27	10	1	0	0	0	0	0	0	0	0	0	84
23:00	8	9	8	0	0	0	0	0	0	0	0	0	0	0	25
23:15	1	9	4	0	0	0	0	0	0	0	0	0	0	0	14
23:30	0	10	7	4	0	0	0	0	0	0	0	0	0	0	21
23:45	2	9	6	2	1	0	0	0	0	0	0	0	0	0	20
	11	37	25	6	1	0	0	0	0	0	0	0	0	0	80
Total	757	1527	954	190	32	4	1	0	0	0	0	0	0	0	3465
Grand Total	1865	3796	2627	636	96	15	4	0	2	0	0	0	0	0	9041

15th Percentile :	16 MPH
50th Percentile :	30 MPH
85th Percentile :	40 MPH
95th Percentile :	44 MPH

Stats

Mean Speed(Average) :	30 MPH
10 MPH Pace Speed :	31-40 MPH
Number in Pace :	3131
Percent in Pace :	34.6%
Number of Vehicles > 35 MPH :	7176

Percent of Vehicles > 35 MPH : 79.4%

VHB Engineering NC, PC

4000 WestChase Boulevard, Suite 530
Raleigh, NC 27607
p: 919-829-0328 f: 919-829-0329

Site Code: 56
Station ID: 13
NC 56
East of Darden Drive
Date Start: 06-Jan-15

Westbound

Start Time	1 35	36 40	41 45	46 50	51 55	56 60	61 65	66 70	71 75	76 80	81 85	86 90	91 95	96 999	Total
01/06/1															
5	1	2	0	1	0	0	0	0	0	0	0	0	0	0	4
00:15	1	2	1	0	0	0	0	0	0	0	0	0	0	0	4
00:30	0	0	0	0	0	0	0	0	0	0	0	0	0	0	0
00:45	0	0	0	0	1	1	0	0	0	0	0	0	0	0	2
	2	4	1	1	1	1	0	0	0	0	0	0	0	0	10
01:00	0	2	1	0	0	0	0	0	0	0	0	0	0	0	3
01:15	1	0	0	0	0	0	0	0	0	0	0	0	0	0	1
01:30	0	1	0	1	0	0	0	0	0	0	0	0	0	0	2
01:45	1	0	1	0	0	0	0	0	0	0	0	0	0	0	2
	2	3	2	1	0	0	0	0	0	0	0	0	0	0	8
02:00	0	1	1	0	0	0	0	0	0	0	0	0	0	0	2
02:15	0	1	0	0	0	0	0	0	0	0	0	0	0	0	1
02:30	0	0	0	0	0	0	0	0	0	0	0	0	0	0	0
02:45	0	1	1	0	0	0	0	0	0	0	0	0	0	0	2
	0	3	2	0	0	0	0	0	0	0	0	0	0	0	5
03:00	0	2	1	0	0	0	0	0	0	0	0	0	0	0	3
03:15	1	1	0	1	0	0	0	0	0	0	0	0	0	0	3
03:30	2	4	1	1	1	0	0	0	0	0	0	0	0	0	9
03:45	0	2	1	0	0	0	0	0	0	0	0	0	0	0	3
	3	9	3	2	1	0	0	0	0	0	0	0	0	0	18
04:00	1	2	3	1	0	0	0	0	0	0	0	0	0	0	7
04:15	5	5	6	3	0	0	0	0	0	0	0	0	0	0	19
04:30	4	7	3	1	2	0	0	0	0	0	0	0	0	0	17
04:45	4	5	4	6	1	0	0	0	0	0	0	0	0	0	20
	14	19	16	11	3	0	0	0	0	0	0	0	0	0	63
05:00	3	15	14	6	1	0	0	0	0	0	0	0	0	0	39
05:15	8	22	14	5	1	0	0	0	0	0	0	0	0	0	50
05:30	6	33	21	8	0	1	0	0	0	0	0	0	0	0	69
05:45	13	17	24	4	0	0	0	0	0	0	0	0	0	0	58
	30	87	73	23	2	1	0	0	0	0	0	0	0	0	216
06:00	17	37	28	6	0	0	0	0	0	0	0	0	0	0	88
06:15	14	59	39	5	1	0	0	0	0	0	0	0	0	0	118
06:30	29	69	41	5	0	0	0	0	0	0	0	0	0	0	144
06:45	40	83	19	0	1	0	0	0	0	0	0	0	0	0	143
	100	248	127	16	2	0	0	0	0	0	0	0	0	0	493
07:00	73	62	19	2	0	0	0	0	0	0	0	0	0	0	156
07:15	50	76	46	5	0	0	0	0	0	0	0	0	0	0	177
07:30	65	122	22	1	0	0	0	0	0	0	0	0	0	0	210
07:45	79	109	25	1	0	0	0	0	0	0	0	0	0	0	214
	267	369	112	9	0	0	0	0	0	0	0	0	0	0	757
08:00	123	47	25	1	0	0	0	0	0	0	0	0	0	0	196
08:15	68	50	29	4	2	0	0	0	0	0	0	0	0	0	153
08:30	16	27	25	4	0	0	0	0	0	0	0	0	0	0	72
08:45	13	38	12	8	1	0	0	0	0	0	0	0	0	0	72
	220	162	91	17	3	0	0	0	0	0	0	0	0	0	493
09:00	9	16	28	10	0	0	0	0	0	0	0	0	0	0	63
09:15	15	19	14	9	1	0	0	0	0	0	0	0	0	0	58
09:30	14	25	23	2	0	0	0	0	0	0	0	0	0	0	64
09:45	15	34	12	1	2	0	0	0	0	0	0	0	0	0	64
	53	94	77	22	3	0	0	0	0	0	0	0	0	0	249
10:00	12	11	12	5	2	1	0	0	0	0	0	0	0	0	43
10:15	11	15	23	7	1	0	0	0	0	0	0	0	0	0	57
10:30	12	20	24	4	3	0	0	0	0	0	0	0	0	0	63
10:45	16	19	17	4	0	0	0	0	0	0	0	0	0	0	56
	51	65	76	20	6	1	0	0	0	0	0	0	0	0	219
11:00	12	21	14	3	1	1	0	0	0	0	0	0	0	0	52
11:15	13	17	16	5	0	0	0	0	0	0	0	0	0	0	51
11:30	13	21	23	0	3	0	0	0	0	0	0	0	0	0	60
11:45	12	24	12	8	1	0	0	0	0	0	0	0	0	0	57
	50	83	65	16	5	1	0	0	0	0	0	0	0	0	220
Total	792	1146	645	138	26	4	0	0	0	0	0	0	0	0	2751

VHB Engineering NC, PC

4000 WestChase Boulevard, Suite 530
Raleigh, NC 27607
p: 919-829-0328 f: 919-829-0329

Site Code: 56
Station ID: 13
NC 56
East of Darden Drive
Date Start: 06-Jan-15

Westbound

Start Time	1 35	36 40	41 45	46 50	51 55	56 60	61 65	66 70	71 75	76 80	81 85	86 90	91 95	96 999	Total
12 PM	8	18	20	6	1	0	0	0	0	0	0	0	0	0	53
12:15	6	23	15	2	0	1	0	0	0	0	0	0	0	0	47
12:30	16	14	15	3	0	0	0	0	0	0	0	0	0	0	48
12:45	16	25	14	0	1	0	0	0	0	0	0	0	0	0	56
	46	80	64	11	2	1	0	0	0	0	0	0	0	0	204
13:00	11	21	9	2	1	0	0	0	0	0	0	0	0	0	44
13:15	7	14	19	5	1	0	0	0	0	0	0	0	0	0	46
13:30	17	22	17	4	0	0	0	0	0	0	0	0	0	0	60
13:45	12	26	17	6	0	0	0	0	0	0	0	0	0	0	61
	47	83	62	17	2	0	0	0	0	0	0	0	0	0	211
14:00	14	25	11	3	1	0	0	0	0	0	0	0	0	0	54
14:15	24	25	14	3	0	0	0	0	0	0	0	0	0	0	66
14:30	13	38	8	0	0	0	0	0	0	0	0	0	0	0	59
14:45	31	42	17	2	0	0	0	0	0	0	0	0	0	0	92
	82	130	50	8	1	0	0	0	0	0	0	0	0	0	271
15:00	9	22	13	3	0	0	0	0	0	0	0	0	0	0	47
15:15	30	36	12	5	0	0	0	0	0	0	0	0	0	0	83
15:30	26	42	13	1	0	0	0	0	0	0	0	0	0	0	82
15:45	18	19	14	2	1	0	0	0	0	0	0	0	0	0	54
	83	119	52	11	1	0	0	0	0	0	0	0	0	0	266
16:00	16	18	12	4	0	0	0	0	0	0	0	0	0	0	50
16:15	11	23	20	6	0	0	0	0	0	0	0	0	0	0	60
16:30	15	16	15	5	0	0	0	0	0	0	0	0	0	0	51
16:45	15	42	14	3	1	0	0	0	0	0	0	0	0	0	75
	57	99	61	18	1	0	0	0	0	0	0	0	0	0	236
17:00	30	29	14	2	0	0	0	0	0	0	0	0	0	0	75
17:15	23	20	20	8	1	0	0	0	0	0	0	0	0	0	72
17:30	22	36	10	2	2	0	0	0	0	0	0	0	0	0	72
17:45	19	34	12	2	0	0	0	0	0	0	0	0	0	0	67
	94	119	56	14	3	0	0	0	0	0	0	0	0	0	286
18:00	27	19	8	0	0	0	0	0	0	0	0	0	0	0	54
18:15	28	26	10	1	1	0	0	0	0	0	0	0	0	0	66
18:30	12	20	8	1	0	0	0	0	0	0	0	0	0	0	41
18:45	8	9	12	4	0	0	0	0	0	0	0	0	0	0	33
	75	74	38	6	1	0	0	0	0	0	0	0	0	0	194
19:00	12	6	4	3	0	0	0	0	0	0	0	1	0	0	26
19:15	14	8	6	2	1	0	0	0	0	0	0	0	0	0	31
19:30	6	15	6	2	0	0	0	0	0	0	0	0	0	0	29
19:45	11	10	6	1	0	0	0	0	0	0	0	0	0	0	28
	43	39	22	8	1	0	0	0	0	0	0	1	0	0	114
20:00	4	7	6	1	0	0	0	0	0	0	0	0	0	0	18
20:15	4	7	7	1	0	0	0	0	0	0	0	0	0	0	19
20:30	7	12	5	0	1	0	0	0	0	0	0	0	0	0	25
20:45	3	9	6	3	0	0	0	0	0	0	0	0	0	0	21
	18	35	24	5	1	0	0	0	0	0	0	0	0	0	83
21:00	3	8	3	0	0	0	0	0	0	0	0	0	0	0	14
21:15	2	7	1	3	0	0	0	0	0	0	0	0	0	0	13
21:30	5	9	9	4	0	0	0	0	0	0	0	0	0	0	27
21:45	5	3	3	1	0	0	0	0	0	0	0	0	0	0	12
	15	27	16	8	0	0	0	0	0	0	0	0	0	0	66
22:00	2	4	1	1	1	0	0	0	0	0	0	0	0	0	9
22:15	0	7	1	2	0	1	0	0	0	0	0	0	0	0	11
22:30	8	12	2	1	0	0	0	0	0	0	0	0	0	0	23
22:45	6	4	1	0	0	0	0	0	0	0	0	0	0	0	11
	16	27	5	4	1	1	0	0	0	0	0	0	0	0	54
23:00	5	3	0	0	0	0	0	0	0	0	0	0	0	0	8
23:15	3	2	2	1	0	0	0	0	0	0	0	0	0	0	8
23:30	2	3	2	0	0	0	0	0	0	0	0	0	0	0	7
23:45	1	0	1	0	0	0	0	0	0	0	0	0	0	0	2
	11	8	5	1	0	0	0	0	0	0	0	0	0	0	25
Total	587	840	455	111	14	2	0	0	0	0	0	1	0	0	2010

VHB Engineering NC, PC

4000 WestChase Boulevard, Suite 530
Raleigh, NC 27607
p: 919-829-0328 f: 919-829-0329

Site Code: 56
Station ID: 13
NC 56
East of Darden Drive
Date Start: 06-Jan-15

Westbound

Start Time	1 35	36 40	41 45	46 50	51 55	56 60	61 65	66 70	71 75	76 80	81 85	86 90	91 95	96 999	Total
01/07/1															
5	1	1	0	0	0	0	0	0	0	0	0	0	0	0	2
00:15	0	0	0	0	0	0	0	0	0	0	0	0	0	0	0
00:30	1	2	0	1	0	0	0	0	0	0	0	0	0	0	4
00:45	1	2	1	0	0	2	0	0	0	0	0	0	0	0	6
	3	5	1	1	0	2	0	0	0	0	0	0	0	0	12
01:00	0	0	0	1	0	0	0	0	0	0	0	0	0	0	1
01:15	1	1	0	0	0	0	0	0	0	0	0	0	0	0	2
01:30	2	0	1	0	0	0	0	0	0	0	0	0	0	0	3
01:45	0	2	1	0	0	0	0	0	0	0	0	0	0	0	3
	3	3	2	1	0	0	0	0	0	0	0	0	0	0	9
02:00	0	2	0	0	0	0	0	0	0	0	0	0	0	0	2
02:15	0	1	1	0	0	0	0	0	0	0	0	0	0	0	2
02:30	0	0	0	0	0	0	0	0	0	0	0	0	0	0	0
02:45	0	1	1	0	0	0	0	0	0	0	0	0	0	0	2
	0	4	2	0	0	0	0	0	0	0	0	0	0	0	6
03:00	0	1	3	0	0	0	0	0	0	0	0	0	0	0	4
03:15	0	2	2	0	0	0	0	0	0	0	0	0	0	0	4
03:30	0	2	2	0	0	0	0	0	0	0	0	0	0	0	4
03:45	1	2	0	1	0	0	0	0	0	0	0	0	0	0	4
	1	7	7	1	0	0	0	0	0	0	0	0	0	0	16
04:00	0	2	4	1	0	0	0	0	0	0	0	0	0	0	7
04:15	1	6	1	1	0	1	0	0	0	0	0	0	0	0	10
04:30	2	10	3	3	0	2	0	0	0	0	0	0	0	0	20
04:45	2	8	7	1	0	0	0	0	0	0	0	0	0	0	18
	5	26	15	6	0	3	0	0	0	0	0	0	0	0	55
05:00	8	4	10	5	2	1	0	0	0	0	0	0	0	0	30
05:15	4	17	15	6	1	0	0	0	0	0	0	0	0	0	43
05:30	11	36	24	2	1	0	0	0	0	0	0	0	0	0	74
05:45	8	26	17	5	1	0	0	0	0	0	0	0	0	0	57
	31	83	66	18	5	1	0	0	0	0	0	0	0	0	204
06:00	15	51	29	5	0	0	0	0	0	0	0	0	0	0	100
06:15	16	54	41	9	3	0	0	0	0	0	0	0	0	0	123
06:30	27	64	27	4	1	0	0	0	0	0	0	0	0	0	123
06:45	41	100	23	2	0	0	0	0	0	0	0	0	0	0	166
	99	269	120	20	4	0	0	0	0	0	0	0	0	0	512
07:00	39	72	35	4	0	0	0	0	0	0	0	0	0	0	150
07:15	38	102	30	2	0	1	0	0	0	0	0	0	0	0	173
07:30	108	70	20	2	0	0	0	0	0	0	0	0	0	0	200
07:45	66	83	23	3	0	0	0	0	0	0	0	0	0	0	175
	251	327	108	11	0	1	0	0	0	0	0	0	0	0	698
08:00	147	63	7	1	0	0	0	0	0	0	0	0	0	0	218
08:15	77	42	17	2	0	0	0	0	0	0	0	0	0	0	138
08:30	22	25	27	4	2	0	0	0	0	0	0	0	0	0	80
08:45	17	46	21	3	0	0	0	0	0	0	0	0	0	0	87
	263	176	72	10	2	0	0	0	0	0	0	0	0	0	523
09:00	8	33	23	4	1	0	0	0	0	0	0	0	0	0	69
09:15	13	28	21	4	1	0	0	0	0	0	0	0	0	0	67
09:30	7	21	18	3	0	0	0	0	0	0	0	0	0	0	49
09:45	17	25	16	1	0	0	0	0	0	0	0	0	0	0	59
	45	107	78	12	2	0	0	0	0	0	0	0	0	0	244
10:00	10	34	19	4	0	0	0	0	0	0	0	0	0	0	67
10:15	5	15	20	3	2	0	0	0	0	0	0	0	0	0	45
10:30	10	26	18	8	1	0	0	0	0	0	0	0	0	0	63
10:45	6	16	15	2	0	0	0	0	0	0	0	0	0	0	39
	31	91	72	17	3	0	0	0	0	0	0	0	0	0	214
11:00	13	16	15	5	0	0	0	0	0	0	0	0	0	0	49
11:15	16	22	12	2	0	0	0	0	0	0	0	0	0	0	52
11:30	11	21	18	1	0	0	0	0	0	0	0	0	0	0	51
11:45	10	19	12	5	1	0	0	0	0	0	0	0	0	0	47
	50	78	57	13	1	0	0	0	0	0	0	0	0	0	199
Total	782	1176	600	110	17	7	0	0	0	0	0	0	0	0	2692

VHB Engineering NC, PC

4000 WestChase Boulevard, Suite 530
Raleigh, NC 27607
p: 919-829-0328 f: 919-829-0329

Site Code: 56
Station ID: 13
NC 56
East of Darden Drive
Date Start: 06-Jan-15

Westbound

Start Time	1 35	36 40	41 45	46 50	51 55	56 60	61 65	66 70	71 75	76 80	81 85	86 90	91 95	96 999	Total
12 PM	24	19	16	2	1	0	0	0	0	0	0	0	0	0	62
12:15	20	14	9	5	0	0	0	0	0	0	0	0	0	0	48
12:30	12	30	6	1	1	0	0	0	0	0	0	0	0	0	50
12:45	12	15	8	4	0	0	0	0	0	0	0	0	0	0	39
	68	78	39	12	2	0	0	0	0	0	0	0	0	0	199
13:00	19	29	3	2	0	0	0	0	0	0	0	0	0	0	53
13:15	16	21	8	4	1	0	0	0	0	0	0	0	0	0	50
13:30	16	24	4	4	0	0	0	0	0	0	0	0	0	0	48
13:45	19	21	9	1	0	0	0	0	0	0	0	0	0	0	50
	70	95	24	11	1	0	0	0	0	0	0	0	0	0	201
14:00	17	27	16	3	0	0	0	0	0	0	0	0	0	0	63
14:15	11	29	15	6	2	0	0	0	0	0	0	0	0	0	63
14:30	20	29	22	3	1	0	0	0	0	0	0	0	0	0	75
14:45	26	29	16	2	0	0	0	0	0	0	0	0	0	0	73
	74	114	69	14	3	0	0	0	0	0	0	0	0	0	274
15:00	16	19	7	1	1	0	0	0	0	0	0	0	0	0	44
15:15	30	40	34	5	0	0	0	0	0	0	0	0	0	0	109
15:30	36	39	15	5	0	0	0	0	0	0	0	0	0	0	95
15:45	23	23	18	2	0	0	0	0	0	0	0	0	0	0	66
	105	121	74	13	1	0	0	0	0	0	0	0	0	0	314
16:00	25	21	17	3	0	0	0	0	0	0	0	0	0	0	66
16:15	14	16	16	4	0	0	0	0	0	0	0	0	0	0	50
16:30	21	35	11	2	0	0	0	0	0	0	0	0	0	0	69
16:45	36	22	12	0	0	0	0	0	0	0	0	0	0	0	70
	96	94	56	9	0	0	0	0	0	0	0	0	0	0	255
17:00	22	30	21	6	1	0	0	0	0	0	0	0	0	0	80
17:15	17	17	18	4	0	0	0	0	0	0	0	0	0	0	56
17:30	45	23	13	0	0	0	0	0	0	0	0	0	0	0	81
17:45	18	27	11	1	1	0	0	0	0	0	0	0	0	0	58
	102	97	63	11	2	0	0	0	0	0	0	0	0	0	275
18:00	22	25	5	2	0	0	0	0	0	0	0	0	0	0	54
18:15	23	28	12	4	0	0	0	0	0	0	0	0	0	0	67
18:30	10	17	5	2	0	0	0	0	0	0	0	0	0	0	34
18:45	13	17	6	2	2	0	0	0	0	0	0	0	0	0	40
	68	87	28	10	2	0	0	0	0	0	0	0	0	0	195
19:00	9	10	4	0	0	0	0	0	0	0	0	0	0	0	23
19:15	9	15	5	1	1	0	0	0	0	0	0	0	0	0	31
19:30	5	14	8	0	1	0	0	0	0	0	0	0	0	0	28
19:45	6	10	6	1	1	0	0	0	0	0	0	0	0	0	24
	29	49	23	2	3	0	0	0	0	0	0	0	0	0	106
20:00	16	16	7	0	0	0	0	0	0	0	0	0	0	0	39
20:15	7	7	3	1	2	0	0	0	0	0	0	0	0	0	20
20:30	16	3	1	0	0	0	0	0	0	0	0	0	0	0	20
20:45	10	6	3	0	0	0	0	0	0	0	0	0	0	0	19
	49	32	14	1	2	0	0	0	0	0	0	0	0	0	98
21:00	7	9	4	1	0	0	0	0	0	0	0	0	0	0	21
21:15	9	6	5	4	0	0	0	0	0	0	0	0	0	0	24
21:30	4	3	6	2	0	0	0	0	0	0	0	0	0	0	15
21:45	6	6	3	0	0	0	0	0	0	0	0	0	0	0	15
	26	24	18	7	0	0	0	0	0	0	0	0	0	0	75
22:00	5	8	4	0	0	0	0	0	0	0	0	0	0	0	17
22:15	5	9	2	1	0	0	0	0	0	0	0	0	0	0	17
22:30	6	6	3	3	1	0	0	0	0	0	0	0	0	0	19
22:45	1	5	0	0	0	0	0	0	0	0	0	0	0	0	6
	17	28	9	4	1	0	0	0	0	0	0	0	0	0	59
23:00	2	2	0	0	0	0	0	0	0	0	0	0	0	0	4
23:15	1	1	1	0	0	0	0	0	0	0	0	0	0	0	3
23:30	0	1	1	0	0	0	0	0	0	0	0	0	0	0	2
23:45	0	0	1	1	1	0	0	0	0	0	0	0	0	0	3
	3	4	3	1	1	0	0	0	0	0	0	0	0	0	12
Total	707	823	420	95	18	0	0	0	0	0	0	0	0	0	2063
Grand Total	2868	3985	2120	454	75	13	0	0	0	0	0	1	0	0	9516

	15th Percentile :	14 MPH
	50th Percentile :	27 MPH
	85th Percentile :	39 MPH
	95th Percentile :	43 MPH
Stats	Mean Speed(Average) :	28 MPH
	10 MPH Pace Speed :	30-39 MPH
	Number in Pace :	3031
	Percent in Pace :	31.9%
	Number of Vehicles > 35 MPH :	6648

Percent of Vehicles > 35 MPH : 69.9%

VHB Engineering NC, PC

4000 WestChase Boulevard, Suite 530
Raleigh, NC 27607
p: 919-829-0328 f: 919-829-0329

Site Code: 56
Station ID: 13
NC 56
East of Darden Drive
Date Start: 06-Jan-15

Eastbound, Westbound

Start Time	1 35	36 40	41 45	46 50	51 55	56 60	61 65	66 70	71 75	76 80	81 85	86 90	91 95	96 999	Total
01/06/1															
5	1	5	3	2	0	0	0	0	0	0	0	0	0	0	11
00:15	2	8	5	1	0	0	0	0	0	0	0	0	0	0	16
00:30	0	1	1	0	0	0	0	0	0	0	0	0	0	0	2
00:45	0	3	1	2	1	1	0	0	0	0	0	0	0	0	8
	3	17	10	5	1	1	0	0	0	0	0	0	0	0	37
01:00	1	3	6	0	0	0	0	0	0	0	0	0	0	0	10
01:15	1	2	1	1	0	0	0	0	0	0	0	0	0	0	5
01:30	0	3	3	3	0	0	0	0	0	0	0	0	0	0	9
01:45	1	1	4	0	0	0	0	0	0	0	0	0	0	0	6
	3	9	14	4	0	0	0	0	0	0	0	0	0	0	30
02:00	0	3	1	1	0	0	0	0	0	0	0	0	0	0	5
02:15	0	2	0	0	0	0	0	0	0	0	0	0	0	0	2
02:30	3	0	2	0	1	0	0	0	0	0	0	0	0	0	6
02:45	0	2	2	0	1	0	0	0	0	0	0	0	0	0	5
	3	7	5	1	2	0	0	0	0	0	0	0	0	0	18
03:00	0	5	1	0	0	0	0	0	0	0	0	0	0	0	6
03:15	1	2	2	1	0	0	0	0	0	0	0	0	0	0	6
03:30	3	4	1	2	1	0	0	0	0	0	0	0	0	0	11
03:45	2	4	2	1	0	0	0	0	0	0	0	0	0	0	9
	6	15	6	4	1	0	0	0	0	0	0	0	0	0	32
04:00	1	2	3	2	0	0	0	0	0	0	0	0	0	0	8
04:15	6	6	7	3	0	0	0	0	0	0	0	0	0	0	22
04:30	5	7	5	1	2	0	0	0	0	0	0	0	0	0	20
04:45	5	7	5	6	1	0	0	0	0	0	0	0	0	0	24
	17	22	20	12	3	0	0	0	0	0	0	0	0	0	74
05:00	3	16	16	7	1	0	0	0	0	0	0	0	0	0	43
05:15	8	24	20	5	1	0	0	0	0	0	0	0	0	0	58
05:30	6	35	21	8	0	2	1	0	0	0	0	0	0	0	73
05:45	14	18	30	6	0	0	0	0	0	0	0	0	0	0	68
	31	93	87	26	2	2	1	0	0	0	0	0	0	0	242
06:00	18	41	35	9	1	0	0	0	0	0	0	0	0	0	104
06:15	17	68	51	9	1	0	0	0	0	0	0	0	0	0	146
06:30	33	77	51	7	2	0	0	0	0	0	0	0	0	0	170
06:45	48	95	25	2	2	0	0	0	0	0	0	0	0	0	172
	116	281	162	27	6	0	0	0	0	0	0	0	0	0	592
07:00	92	73	24	6	2	1	0	0	0	0	0	0	0	0	198
07:15	63	94	60	9	0	0	0	0	0	0	0	0	0	0	226
07:30	74	136	32	4	0	0	0	0	0	0	0	0	0	0	246
07:45	96	141	31	5	0	0	0	0	0	0	0	0	0	0	273
	325	444	147	24	2	1	0	0	0	0	0	0	0	0	943
08:00	143	72	44	3	0	0	0	0	0	0	0	0	0	0	262
08:15	87	83	46	6	2	0	0	0	0	0	0	0	0	0	224
08:30	32	50	42	13	1	0	0	0	0	0	0	0	0	0	138
08:45	17	51	27	13	1	0	0	0	0	0	0	0	0	0	109
	279	256	159	35	4	0	0	0	0	0	0	0	0	0	733
09:00	14	23	39	12	1	0	0	0	0	0	0	0	0	0	89
09:15	19	29	28	11	1	0	0	0	0	0	0	0	0	0	88
09:30	20	42	35	4	0	0	0	0	0	0	0	0	0	0	101
09:45	21	48	23	3	3	0	0	0	0	0	0	0	0	0	98
	74	142	125	30	5	0	0	0	0	0	0	0	0	0	376
10:00	21	23	25	9	3	1	0	0	0	0	0	0	0	0	82
10:15	16	23	39	12	1	0	0	0	0	0	0	0	0	0	91
10:30	18	33	36	8	5	0	0	0	0	0	0	0	0	0	100
10:45	26	31	32	11	0	0	0	0	0	0	0	0	0	0	100
	81	110	132	40	9	1	0	0	0	0	0	0	0	0	373
11:00	22	40	23	7	2	1	0	0	0	0	0	0	0	0	95
11:15	20	31	29	12	0	0	0	0	0	0	0	0	0	0	92
11:30	19	31	34	7	3	0	0	0	0	0	0	0	0	0	94
11:45	23	36	33	17	1	0	0	0	0	0	0	0	0	0	110
	84	138	119	43	6	1	0	0	0	0	0	0	0	0	391
Total	1022	1534	986	251	41	6	1	0	0	0	0	0	0	0	3841

VHB Engineering NC, PC

4000 WestChase Boulevard, Suite 530
Raleigh, NC 27607
p: 919-829-0328 f: 919-829-0329

Site Code: 56
Station ID: 13
NC 56
East of Darden Drive
Date Start: 06-Jan-15

Eastbound, Westbound

Start Time	1 35	36 40	41 45	46 50	51 55	56 60	61 65	66 70	71 75	76 80	81 85	86 90	91 95	96 999	Total
12 PM	17	34	42	13	2	0	0	0	0	0	0	0	0	0	108
12:15	10	35	30	10	0	1	0	0	0	0	0	0	0	0	86
12:30	22	20	27	9	0	0	0	0	0	0	0	0	0	0	78
12:45	20	53	29	5	2	0	0	0	0	0	0	0	0	0	109
	69	142	128	37	4	1	0	0	0	0	0	0	0	0	381
13:00	29	43	36	2	1	0	0	0	0	0	0	0	0	0	111
13:15	19	36	33	16	1	0	0	0	0	0	0	0	0	0	105
13:30	23	47	37	6	0	0	0	0	0	0	0	0	0	0	113
13:45	37	52	35	13	0	0	0	0	0	0	0	0	0	0	137
	108	178	141	37	2	0	0	0	0	0	0	0	0	0	466
14:00	26	55	36	7	3	0	0	0	0	0	0	0	0	0	127
14:15	38	49	43	5	3	0	0	0	0	0	0	0	0	0	138
14:30	33	69	18	4	1	0	0	0	0	0	0	0	0	0	125
14:45	42	69	45	8	2	0	0	0	0	0	0	0	0	0	166
	139	242	142	24	9	0	0	0	0	0	0	0	0	0	556
15:00	24	52	36	7	2	0	0	0	0	0	0	0	0	0	121
15:15	47	68	45	10	0	1	0	0	0	0	0	0	0	0	171
15:30	65	98	46	7	0	0	0	0	0	0	0	0	0	0	216
15:45	45	70	50	6	2	0	0	0	0	0	0	0	0	0	173
	181	288	177	30	4	1	0	0	0	0	0	0	0	0	681
16:00	36	64	58	16	1	0	0	0	0	0	0	0	0	0	175
16:15	25	62	65	21	0	0	0	0	0	0	0	0	0	0	173
16:30	19	75	56	25	1	0	0	0	0	0	0	0	0	0	176
16:45	38	122	53	9	4	0	0	0	0	0	0	0	0	0	226
	118	323	232	71	6	0	0	0	0	0	0	0	0	0	750
17:00	58	104	65	8	0	0	0	0	0	0	0	0	0	0	235
17:15	43	98	71	19	3	0	1	0	0	0	0	0	0	0	235
17:30	53	128	47	6	2	0	0	0	0	0	0	0	0	0	236
17:45	50	89	48	5	0	0	0	0	0	0	0	0	0	0	192
	204	419	231	38	5	0	1	0	0	0	0	0	0	0	898
18:00	63	91	48	4	0	0	0	0	0	0	0	0	0	0	206
18:15	60	81	24	4	1	0	0	0	0	0	0	0	0	0	170
18:30	47	78	27	5	0	0	0	0	0	0	0	0	0	0	157
18:45	18	48	42	8	0	0	0	0	0	0	0	0	0	0	116
	188	298	141	21	1	0	0	0	0	0	0	0	0	0	649
19:00	28	29	22	6	1	0	0	0	0	0	0	1	0	0	87
19:15	20	42	29	4	1	0	0	0	0	0	0	0	0	0	96
19:30	14	45	22	4	0	0	0	0	0	0	0	0	0	0	85
19:45	22	33	22	3	0	0	0	0	0	0	0	0	0	0	80
	84	149	95	17	2	0	0	0	0	0	0	1	0	0	348
20:00	19	33	26	4	0	0	0	0	0	0	0	0	0	0	82
20:15	17	31	19	2	1	0	0	0	0	0	0	0	0	0	70
20:30	21	29	17	3	1	0	0	0	0	0	0	0	0	0	71
20:45	9	20	16	6	1	0	0	0	0	0	0	0	0	0	52
	66	113	78	15	3	0	0	0	0	0	0	0	0	0	275
21:00	11	32	18	3	0	0	0	0	0	0	0	0	0	0	64
21:15	6	16	14	5	0	0	0	0	0	0	0	0	0	0	41
21:30	8	28	20	8	0	2	0	0	0	0	0	0	0	0	66
21:45	9	10	10	2	1	0	0	0	0	0	0	0	0	0	32
	34	86	62	18	1	2	0	0	0	0	0	0	0	0	203
22:00	4	16	9	2	1	0	0	0	0	0	0	0	0	0	32
22:15	6	17	6	3	1	1	0	0	0	0	0	0	0	0	34
22:30	16	26	3	2	0	0	0	0	0	0	0	0	0	0	47
22:45	13	6	2	0	0	1	0	0	0	0	0	0	0	0	22
	39	65	20	7	2	2	0	0	0	0	0	0	0	0	135
23:00	8	14	3	2	0	0	0	0	0	0	0	0	0	0	27
23:15	17	3	4	1	0	0	0	0	0	0	0	0	0	0	25
23:30	4	10	10	1	0	0	0	0	0	0	0	0	0	0	25
23:45	3	6	3	3	1	0	0	0	0	0	0	0	0	0	16
	32	33	20	7	1	0	0	0	0	0	0	0	0	0	93
Total	1262	2336	1467	322	40	6	1	0	0	0	0	1	0	0	5435

VHB Engineering NC, PC

4000 WestChase Boulevard, Suite 530
Raleigh, NC 27607
p: 919-829-0328 f: 919-829-0329

Site Code: 56
Station ID: 13
NC 56
East of Darden Drive
Date Start: 06-Jan-15

Eastbound, Westbound

Start Time	1 35	36 40	41 45	46 50	51 55	56 60	61 65	66 70	71 75	76 80	81 85	86 90	91 95	96 999	Total
01/07/1															
5	3	5	4	2	1	0	0	0	1	0	0	0	0	0	16
00:15	1	6	1	0	1	0	0	0	0	0	0	0	0	0	9
00:30	1	3	6	3	1	0	0	0	0	0	0	0	0	0	14
00:45	1	4	4	2	0	2	0	0	0	0	0	0	0	0	13
	6	18	15	7	3	2	0	0	1	0	0	0	0	0	52
01:00	0	0	1	1	1	0	0	0	1	0	0	0	0	0	4
01:15	2	2	1	0	0	0	0	0	0	0	0	0	0	0	5
01:30	2	1	1	2	0	0	0	0	0	0	0	0	0	0	6
01:45	0	2	4	2	0	0	0	0	0	0	0	0	0	0	8
	4	5	7	5	1	0	0	0	1	0	0	0	0	0	23
02:00	0	2	0	0	0	0	0	0	0	0	0	0	0	0	2
02:15	0	1	1	0	0	0	0	0	0	0	0	0	0	0	2
02:30	3	0	2	0	0	0	0	0	0	0	0	0	0	0	5
02:45	0	2	5	0	0	0	0	0	0	0	0	0	0	0	7
	3	5	8	0	0	0	0	0	0	0	0	0	0	0	16
03:00	2	1	6	0	1	0	0	0	0	0	0	0	0	0	10
03:15	0	4	2	0	2	0	0	0	0	0	0	0	0	0	8
03:30	0	3	6	1	0	0	0	0	0	0	0	0	0	0	10
03:45	1	3	2	2	0	0	0	0	0	0	0	0	0	0	8
	3	11	16	3	3	0	0	0	0	0	0	0	0	0	36
04:00	0	2	4	1	0	0	0	0	0	0	0	0	0	0	7
04:15	1	6	1	1	0	1	0	0	0	0	0	0	0	0	10
04:30	2	15	3	3	0	2	0	0	0	0	0	0	0	0	25
04:45	2	9	8	1	0	0	0	0	0	0	0	0	0	0	20
	5	32	16	6	0	3	0	0	0	0	0	0	0	0	62
05:00	8	7	10	5	2	1	0	0	0	0	0	0	0	0	33
05:15	5	19	16	6	1	0	0	0	0	0	0	0	0	0	47
05:30	11	36	25	5	2	0	0	0	0	0	0	0	0	0	79
05:45	10	30	22	6	1	0	0	0	0	0	0	0	0	0	69
	34	92	73	22	6	1	0	0	0	0	0	0	0	0	228
06:00	18	54	37	8	0	0	0	0	0	0	0	0	0	0	117
06:15	21	62	49	12	3	0	0	0	0	0	0	0	0	0	147
06:30	32	73	34	6	1	0	1	0	0	0	0	0	0	0	147
06:45	45	110	38	5	0	0	0	0	0	0	0	0	0	0	198
	116	299	158	31	4	0	1	0	0	0	0	0	0	0	609
07:00	49	89	42	10	2	0	0	0	0	0	0	0	0	0	192
07:15	50	119	42	9	0	1	0	0	0	0	0	0	0	0	221
07:30	117	85	27	10	2	0	0	0	0	0	0	0	0	0	241
07:45	80	99	42	7	1	0	0	0	0	0	0	0	0	0	229
	296	392	153	36	5	1	0	0	0	0	0	0	0	0	883
08:00	155	82	22	7	0	0	0	0	0	0	0	0	0	0	266
08:15	90	69	40	5	1	0	0	0	0	0	0	0	0	0	205
08:30	31	44	35	12	2	1	0	0	0	0	0	0	0	0	125
08:45	22	52	31	9	0	0	0	0	0	0	0	0	0	0	114
	298	247	128	33	3	1	0	0	0	0	0	0	0	0	710
09:00	19	44	38	8	1	1	0	0	0	0	0	0	0	0	111
09:15	18	39	34	8	2	0	0	0	0	0	0	0	0	0	101
09:30	15	34	27	8	3	0	0	0	0	0	0	0	0	0	87
09:45	24	43	31	5	0	0	0	0	0	0	0	0	0	0	103
	76	160	130	29	6	1	0	0	0	0	0	0	0	0	402
10:00	12	44	28	9	0	2	0	0	0	0	0	0	0	0	95
10:15	12	28	26	7	3	0	0	0	0	0	0	0	0	0	76
10:30	15	41	30	12	2	1	0	0	0	0	0	0	0	0	101
10:45	14	37	28	5	1	0	0	0	0	0	0	0	0	0	85
	53	150	112	33	6	3	0	0	0	0	0	0	0	0	357
11:00	21	32	21	6	1	0	0	0	0	0	0	0	0	0	81
11:15	20	36	30	13	0	0	0	0	0	0	0	0	0	0	99
11:30	25	34	25	1	0	0	0	0	0	0	0	0	0	0	85
11:45	25	48	28	7	2	0	0	0	0	0	0	0	0	0	110
	91	150	104	27	3	0	0	0	0	0	0	0	0	0	375
Total	985	1561	920	232	40	12	1	0	2	0	0	0	0	0	3753

VHB Engineering NC, PC

4000 WestChase Boulevard, Suite 530
Raleigh, NC 27607
p: 919-829-0328 f: 919-829-0329

Site Code: 56
Station ID: 13
NC 56
East of Darden Drive
Date Start: 06-Jan-15

Eastbound, Westbound

Start Time	1 35	36 40	41 45	46 50	51 55	56 60	61 65	66 70	71 75	76 80	81 85	86 90	91 95	96 999	Total
12 PM	31	35	31	2	2	0	0	0	0	0	0	0	0	0	101
12:15	30	25	26	10	0	0	0	0	0	0	0	0	0	0	91
12:30	24	57	21	4	1	0	0	0	0	0	0	0	0	0	107
12:45	18	48	18	8	1	0	0	0	0	0	0	0	0	0	93
	103	165	96	24	4	0	0	0	0	0	0	0	0	0	392
13:00	32	50	16	3	1	0	0	0	0	0	0	0	0	0	102
13:15	31	53	22	8	3	0	0	0	0	0	0	0	0	0	117
13:30	24	34	24	9	0	0	0	0	0	0	0	0	0	0	91
13:45	27	50	25	7	1	0	0	0	0	0	0	0	0	0	110
	114	187	87	27	5	0	0	0	0	0	0	0	0	0	420
14:00	37	70	38	8	0	0	0	0	0	0	0	0	0	0	153
14:15	33	48	40	10	4	0	0	0	0	0	0	0	0	0	135
14:30	33	52	39	12	3	0	0	0	0	0	0	0	0	0	139
14:45	43	63	39	6	2	0	0	0	0	0	0	0	0	0	153
	146	233	156	36	9	0	0	0	0	0	0	0	0	0	580
15:00	33	51	32	7	1	0	0	0	0	0	0	0	0	0	124
15:15	56	57	57	9	1	1	0	0	0	0	0	0	0	0	181
15:30	77	109	47	15	2	0	0	0	0	0	0	0	0	0	250
15:45	67	67	56	7	0	0	0	0	0	0	0	0	0	0	197
	233	284	192	38	4	1	0	0	0	0	0	0	0	0	752
16:00	60	72	47	5	1	0	1	0	0	0	0	0	0	0	186
16:15	35	57	60	20	2	0	0	0	0	0	0	0	0	0	174
16:30	47	82	45	9	2	0	0	0	0	0	0	0	0	0	185
16:45	65	76	52	11	0	0	0	0	0	0	0	0	0	0	204
	207	287	204	45	5	0	1	0	0	0	0	0	0	0	749
17:00	47	102	67	9	3	0	0	0	0	0	0	0	0	0	228
17:15	47	87	66	14	0	0	0	0	0	0	0	0	0	0	214
17:30	87	109	38	4	0	0	0	0	0	0	0	0	0	0	238
17:45	43	102	51	4	2	0	0	0	0	0	0	0	0	0	202
	224	400	222	31	5	0	0	0	0	0	0	0	0	0	882
18:00	45	98	37	5	0	0	0	0	0	0	0	0	0	0	185
18:15	48	74	41	9	0	0	0	0	0	0	0	0	0	0	172
18:30	36	73	33	7	0	1	0	0	0	0	0	0	0	0	150
18:45	29	54	31	6	3	1	0	0	0	0	0	0	0	0	124
	158	299	142	27	3	2	0	0	0	0	0	0	0	0	631
19:00	22	42	29	9	0	0	0	0	0	0	0	0	0	0	102
19:15	25	46	13	6	2	0	0	0	0	0	0	0	0	0	92
19:30	18	48	33	1	1	0	0	0	0	0	0	0	0	0	101
19:45	19	30	27	3	3	0	0	0	0	0	0	0	0	0	82
	84	166	102	19	6	0	0	0	0	0	0	0	0	0	377
20:00	28	48	19	1	0	1	0	0	0	0	0	0	0	0	97
20:15	20	29	14	2	2	0	0	0	0	0	0	0	0	0	67
20:30	23	22	5	0	0	0	0	0	0	0	0	0	0	0	50
20:45	26	27	8	0	0	0	0	0	0	0	0	0	0	0	61
	97	126	46	3	2	1	0	0	0	0	0	0	0	0	275
21:00	16	35	15	1	0	0	0	0	0	0	0	0	0	0	67
21:15	17	25	15	6	1	0	0	0	0	0	0	0	0	0	64
21:30	14	19	19	6	2	0	0	0	0	0	0	0	0	0	60
21:45	12	17	14	1	0	0	0	0	0	0	0	0	0	0	44
	59	96	63	14	3	0	0	0	0	0	0	0	0	0	235
22:00	9	19	12	5	0	0	0	0	0	0	0	0	0	0	45
22:15	5	21	7	4	1	0	0	0	0	0	0	0	0	0	38
22:30	10	16	11	4	1	0	0	0	0	0	0	0	0	0	42
22:45	1	10	6	1	0	0	0	0	0	0	0	0	0	0	18
	25	66	36	14	2	0	0	0	0	0	0	0	0	0	143
23:00	10	11	8	0	0	0	0	0	0	0	0	0	0	0	29
23:15	2	10	5	0	0	0	0	0	0	0	0	0	0	0	17
23:30	0	11	8	4	0	0	0	0	0	0	0	0	0	0	23
23:45	2	9	7	3	2	0	0	0	0	0	0	0	0	0	23
	14	41	28	7	2	0	0	0	0	0	0	0	0	0	92
Total	1464	2350	1374	285	50	4	1	0	0	0	0	0	0	0	5528
Grand Total	4733	7781	4747	1090	171	28	4	0	2	0	0	1	0	0	18557

15th Percentile :	15 MPH
50th Percentile :	29 MPH
85th Percentile :	39 MPH
95th Percentile :	44 MPH

Stats

Mean Speed(Average) :	29 MPH
10 MPH Pace Speed :	31-40 MPH
Number in Pace :	6122
Percent in Pace :	33.0%
Number of Vehicles > 35 MPH :	13824

Percent of Vehicles > 35 MPH : 74.5%

NC56 CORRIDOR STUDY

Appendix II: Level-of-Service Analysis Reports

Existing (2014) AM

Lane Group	EBL	EBT	WBT	WBR	SBL	SBR
Lane Configurations						
Volume (vph)	3	185	343	210	129	20
Ideal Flow (vphpl)	1900	1900	1900	1900	1900	1900
Grade (%)		3%	-3%		-2%	
Storage Length (ft)	150			125	150	0
Storage Lanes	1			1	1	1
Taper Length (ft)	250			125	100	25
Lane Util. Factor	1.00	1.00	1.00	1.00	1.00	1.00
Frt				0.850		0.850
Flt Protected	0.950				0.950	
Satd. Flow (prot)	1677	1766	1872	1591	1642	1470
Flt Permitted	0.530				0.950	
Satd. Flow (perm)	936	1766	1872	1591	1642	1470
Right Turn on Red				No		No
Satd. Flow (RTOR)						
Link Speed (mph)		35	35		25	
Link Distance (ft)		414	345		306	
Travel Time (s)		8.1	6.7		8.3	
Peak Hour Factor	0.90	0.90	0.90	0.90	0.90	0.90
Heavy Vehicles (%)	6%	6%	3%	3%	11%	11%
Adj. Flow (vph)	3	206	381	233	143	22
Shared Lane Traffic (%)						
Lane Group Flow (vph)	3	206	381	233	143	22
Enter Blocked Intersection	No	No	No	No	No	No
Lane Alignment	Left	Left	Left	Right	Left	Right
Median Width(ft)		12	12		12	
Link Offset(ft)		8	-8		0	
Crosswalk Width(ft)		30	30		8	
Two way Left Turn Lane						
Headway Factor	1.02	1.02	0.98	0.98	0.99	0.99
Turning Speed (mph)	15			9	15	9
Number of Detectors	1	2	2	1	1	1
Detector Template	Left	Thru	Thru	Right	Left	Right
Leading Detector (ft)	20	100	100	20	20	20
Trailing Detector (ft)	0	0	0	0	0	0
Detector 1 Position(ft)	0	0	0	0	0	0
Detector 1 Size(ft)	20	6	6	20	20	20
Detector 1 Type	Cl+Ex	Cl+Ex	Cl+Ex	Cl+Ex	Cl+Ex	Cl+Ex
Detector 1 Channel						
Detector 1 Extend (s)	0.0	0.0	0.0	0.0	0.0	0.0
Detector 1 Queue (s)	0.0	0.0	0.0	0.0	0.0	0.0
Detector 1 Delay (s)	0.0	0.0	0.0	0.0	0.0	0.0
Detector 2 Position(ft)		94	94			
Detector 2 Size(ft)		6	6			
Detector 2 Type		Cl+Ex	Cl+Ex			
Detector 2 Channel						
Detector 2 Extend (s)		0.0	0.0			
Turn Type	D.Pm			pm+ov		Perm
Protected Phases		2	6	4	4	

Lane Group	EBL	EBT	WBT	WBR	SBL	SBR
Permitted Phases	6			6		4
Detector Phase	6	2	6	4	4	4
Switch Phase						
Minimum Initial (s)	10.0	10.0	10.0	7.0	7.0	7.0
Minimum Split (s)	23.0	23.0	23.0	23.0	23.0	23.0
Total Split (s)	33.0	33.0	33.0	27.0	27.0	27.0
Total Split (%)	55.0%	55.0%	55.0%	45.0%	45.0%	45.0%
Maximum Green (s)	27.6	27.6	27.6	21.7	21.7	21.7
Yellow Time (s)	3.3	3.3	3.3	3.0	3.0	3.0
All-Red Time (s)	2.1	2.1	2.1	2.3	2.3	2.3
Lost Time Adjust (s)	-0.4	-0.4	-0.4	-0.3	-0.3	-0.3
Total Lost Time (s)	5.0	5.0	5.0	5.0	5.0	5.0
Lead/Lag						
Lead-Lag Optimize?						
Vehicle Extension (s)	3.0	3.0	3.0	3.0	3.0	3.0
Recall Mode	Min	Min	Min	None	None	None
Act Effct Green (s)	14.4	14.4	14.4	33.8	9.2	9.2
Actuated g/C Ratio	0.43	0.43	0.43	1.00	0.27	0.27
v/c Ratio	0.01	0.27	0.48	0.15	0.32	0.06
Control Delay	6.3	7.9	9.8	0.2	12.0	9.8
Queue Delay	0.0	0.0	0.0	0.0	0.0	0.0
Total Delay	6.3	7.9	9.8	0.2	12.0	9.8
LOS	A	A	A	A	B	A
Approach Delay		7.9	6.2		11.7	
Approach LOS		A	A		B	

Intersection Summary	
Area Type: Other	
Cycle Length: 60	
Actuated Cycle Length: 33.8	
Natural Cycle: 50	
Control Type: Actuated-Uncoordinated	
Maximum v/c Ratio: 0.48	
Intersection Signal Delay: 7.5	Intersection LOS: A
Intersection Capacity Utilization 33.5%	ICU Level of Service A
Analysis Period (min) 15	

Splits and Phases: 1: NC 56 & S 33rd St

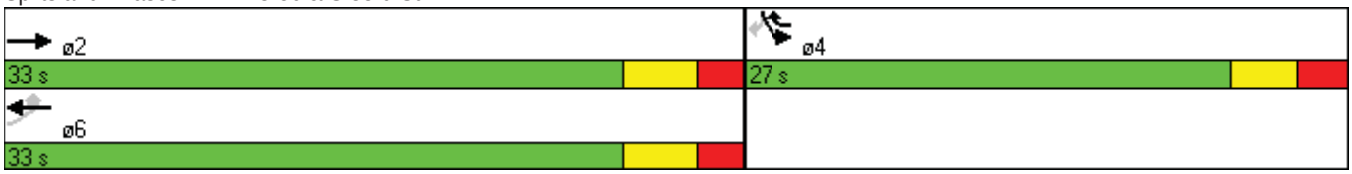

Lane Group	EBL	EBT	WBT	WBR	SBL	SBR
Lane Configurations						
Volume (vph)	40	243	451	138	331	97
Ideal Flow (vphpl)	1900	1900	1900	1900	1900	1900
Grade (%)		-1%	2%		2%	
Storage Length (ft)	300			0	150	0
Storage Lanes	1			1	1	1
Taper Length (ft)	100			100	50	25
Lane Util. Factor	1.00	1.00	1.00	1.00	1.00	1.00
Frt				0.850		0.850
Flt Protected	0.950				0.950	
Satd. Flow (prot)	1711	1801	1826	1552	1718	1537
Flt Permitted	0.950				0.950	
Satd. Flow (perm)	1711	1801	1826	1552	1718	1537
Right Turn on Red				No		No
Satd. Flow (RTOR)						
Link Speed (mph)		35	35		45	
Link Distance (ft)		496	300		388	
Travel Time (s)		9.7	5.8		5.9	
Peak Hour Factor	0.90	0.90	0.90	0.90	0.90	0.90
Heavy Vehicles (%)	6%	6%	3%	3%	4%	4%
Adj. Flow (vph)	44	270	501	153	368	108
Shared Lane Traffic (%)						
Lane Group Flow (vph)	44	270	501	153	368	108
Enter Blocked Intersection	No	No	No	No	No	No
Lane Alignment	Left	Left	Left	Right	Left	Right
Median Width(ft)		12	12		12	
Link Offset(ft)		8	-14		8	
Crosswalk Width(ft)		20	30		26	
Two way Left Turn Lane						
Headway Factor	0.99	0.99	1.01	1.01	1.01	1.01
Turning Speed (mph)	15			9	15	9
Number of Detectors	1	2	2	1	1	1
Detector Template	Left	Thru	Thru	Right	Left	Right
Leading Detector (ft)	20	100	100	20	20	20
Trailing Detector (ft)	0	0	0	0	0	0
Detector 1 Position(ft)	0	0	0	0	0	0
Detector 1 Size(ft)	20	6	6	20	20	20
Detector 1 Type	Cl+Ex	Cl+Ex	Cl+Ex	Cl+Ex	Cl+Ex	Cl+Ex
Detector 1 Channel						
Detector 1 Extend (s)	0.0	0.0	0.0	0.0	0.0	0.0
Detector 1 Queue (s)	0.0	0.0	0.0	0.0	0.0	0.0
Detector 1 Delay (s)	0.0	0.0	0.0	0.0	0.0	0.0
Detector 2 Position(ft)		94	94			
Detector 2 Size(ft)		6	6			
Detector 2 Type		Cl+Ex	Cl+Ex			
Detector 2 Channel						
Detector 2 Extend (s)		0.0	0.0			
Turn Type	Prot			pm+ov		pm+ov
Protected Phases	5	2	6	4	4	5

Lane Group	EBL	EBT	WBT	WBR	SBL	SBR
Permitted Phases				6		4
Detector Phase	5	2	6	4	4	5
Switch Phase						
Minimum Initial (s)	7.0	10.0	10.0	7.0	7.0	7.0
Minimum Split (s)	14.0	23.0	23.0	23.0	23.0	14.0
Total Split (s)	14.0	56.0	42.0	34.0	34.0	14.0
Total Split (%)	15.6%	62.2%	46.7%	37.8%	37.8%	15.6%
Maximum Green (s)	8.9	51.0	36.4	28.6	28.6	8.9
Yellow Time (s)	3.0	3.7	4.0	3.0	3.0	3.0
All-Red Time (s)	2.1	1.3	1.6	2.4	2.4	2.1
Lost Time Adjust (s)	-0.1	0.0	-0.6	-0.4	-0.4	-0.1
Total Lost Time (s)	5.0	5.0	5.0	5.0	5.0	5.0
Lead/Lag	Lead		Lag			Lead
Lead-Lag Optimize?						
Vehicle Extension (s)	3.0	3.0	3.0	3.0	3.0	3.0
Recall Mode	None	C-Min	C-Min	None	None	None
Act Effct Green (s)	8.0	56.0	45.4	75.4	24.0	37.0
Actuated g/C Ratio	0.09	0.62	0.50	0.84	0.27	0.41
v/c Ratio	0.29	0.24	0.54	0.12	0.80	0.17
Control Delay	43.2	9.1	12.3	2.4	44.1	16.1
Queue Delay	0.0	0.1	1.5	0.0	0.0	0.0
Total Delay	43.2	9.2	13.8	2.4	44.1	16.1
LOS	D	A	B	A	D	B
Approach Delay		14.0	11.1		37.7	
Approach LOS		B	B		D	

Intersection Summary	
Area Type: Other	
Cycle Length: 90	
Actuated Cycle Length: 90	
Offset: 74 (82%), Referenced to phase 2:EBT and 6:WBT, Start of Green	
Natural Cycle: 60	
Control Type: Actuated-Coordinated	
Maximum v/c Ratio: 0.80	
Intersection Signal Delay: 20.5	Intersection LOS: C
Intersection Capacity Utilization 59.9%	ICU Level of Service B
Analysis Period (min) 15	

Splits and Phases: 2: NC 56 & W Lyon Station Rd



Lane Group	EBL	EBT	EBR	WBL	WBT	WBR	NBL	NBT	NBR	SBL	SBT	SBR
Lane Configurations												
Volume (vph)	0	379	195	145	432	0	0	0	0	113	0	157
Ideal Flow (vphpl)	1900	1900	1900	1900	1900	1900	1900	1900	1900	1900	1900	1900
Grade (%)		2%			-1%			0%			4%	
Storage Length (ft)	0		0	200		0	0		0	0		150
Storage Lanes	0		1	1		0	0		0	0		1
Taper Length (ft)	25		25	200		25	25		25	25		100
Lane Util. Factor	1.00	1.00	1.00	1.00	1.00	1.00	1.00	1.00	1.00	1.00	1.00	1.00
Frt		0.954										0.850
Flt Protected				0.950							0.950	
Satd. Flow (prot)	0	1725	0	1761	1854	0	0	0	0	0	1685	1507
Flt Permitted				0.186							0.950	
Satd. Flow (perm)	0	1725	0	345	1854	0	0	0	0	0	1685	1507
Right Turn on Red			No			No			No			No
Satd. Flow (RTOR)												
Link Speed (mph)		35			35			35			35	
Link Distance (ft)		300			693			369			674	
Travel Time (s)		5.8			13.5			7.2			13.1	
Peak Hour Factor	0.90	0.90	0.90	0.90	0.90	0.90	0.90	0.90	0.90	0.90	0.90	0.90
Heavy Vehicles (%)	4%	4%	4%	3%	3%	3%	2%	2%	2%	5%	5%	5%
Adj. Flow (vph)	0	421	217	161	480	0	0	0	0	126	0	174
Shared Lane Traffic (%)												
Lane Group Flow (vph)	0	638	0	161	480	0	0	0	0	0	126	174
Enter Blocked Intersection	No	No	No	No	No	No	No	No	No	No	No	No
Lane Alignment	Left	Left	Right	Left	Left	Right	Left	Left	Right	Left	Left	Right
Median Width(ft)		12			12			0			0	
Link Offset(ft)		6			6			-24			-14	
Crosswalk Width(ft)		16			30			16			16	
Two way Left Turn Lane												
Headway Factor	1.01	1.01	1.01	0.99	0.99	0.99	1.00	1.00	1.00	1.03	1.03	1.03
Turning Speed (mph)	15		9	15		9	15		9	15		9
Number of Detectors		2		1	2					1	2	1
Detector Template		Thru		Left	Thru					Left	Thru	Right
Leading Detector (ft)		100		20	100					20	100	20
Trailing Detector (ft)		0		0	0					0	0	0
Detector 1 Position(ft)		0		0	0					0	0	0
Detector 1 Size(ft)		6		20	6					20	6	20
Detector 1 Type		Cl+Ex		Cl+Ex	Cl+Ex					Cl+Ex	Cl+Ex	Cl+Ex
Detector 1 Channel												
Detector 1 Extend (s)		0.0		0.0	0.0					0.0	0.0	0.0
Detector 1 Queue (s)		0.0		0.0	0.0					0.0	0.0	0.0
Detector 1 Delay (s)		0.0		0.0	0.0					0.0	0.0	0.0
Detector 2 Position(ft)		94			94						94	
Detector 2 Size(ft)		6			6						6	
Detector 2 Type		Cl+Ex			Cl+Ex						Cl+Ex	
Detector 2 Channel												
Detector 2 Extend (s)		0.0			0.0						0.0	
Turn Type				D.P+P						Perm		Perm
Protected Phases		2		1	6						4	

Lane Group	EBL	EBT	EBR	WBL	WBT	WBR	NBL	NBT	NBR	SBL	SBT	SBR
Permitted Phases				2						4		4
Detector Phase		2		1	6					4	4	4
Switch Phase												
Minimum Initial (s)		10.0		7.0	10.0					7.0	7.0	7.0
Minimum Split (s)		20.0		11.8	20.0					20.0	20.0	20.0
Total Split (s)	0.0	52.0	0.0	14.0	66.0	0.0	0.0	0.0	0.0	24.0	24.0	24.0
Total Split (%)	0.0%	57.8%	0.0%	15.6%	73.3%	0.0%	0.0%	0.0%	0.0%	26.7%	26.7%	26.7%
Maximum Green (s)		47.1		9.2	61.1					18.6	18.6	18.6
Yellow Time (s)		3.9		3.0	3.9					3.6	3.6	3.6
All-Red Time (s)		1.0		1.8	1.0					1.8	1.8	1.8
Lost Time Adjust (s)	0.0	0.1	0.0	0.2	0.1	0.0	0.0	0.0	0.0	0.0	-0.4	-0.4
Total Lost Time (s)	4.0	5.0	4.0	5.0	5.0	4.0	4.0	4.0	4.0	5.4	5.0	5.0
Lead/Lag		Lag		Lead								
Lead-Lag Optimize?												
Vehicle Extension (s)		3.0		3.0	3.0					3.0	3.0	3.0
Recall Mode		C-Min		None	C-Min					Max	Max	Max
Act Effct Green (s)		40.2		48.5	53.5						26.5	26.5
Actuated g/C Ratio		0.45		0.54	0.59						0.29	0.29
v/c Ratio		0.83		0.51	0.44						0.25	0.39
Control Delay		24.2		15.5	12.8						28.8	31.3
Queue Delay		0.6		0.0	0.0						0.0	0.0
Total Delay		24.8		15.5	12.8						28.8	31.3
LOS		C		B	B						C	C
Approach Delay		24.8			13.5						30.2	
Approach LOS		C			B						C	

Intersection Summary	
Area Type:	Other
Cycle Length: 90	
Actuated Cycle Length: 90	
Offset: 3 (3%), Referenced to phase 2:EBWB and 6:WBT, Start of Green	
Natural Cycle: 60	
Control Type: Actuated-Coordinated	
Maximum v/c Ratio: 0.83	
Intersection Signal Delay: 21.2	Intersection LOS: C
Intersection Capacity Utilization 58.6%	ICU Level of Service B
Analysis Period (min) 15	

Splits and Phases: 3: NC 56 & I-85 SB Ramp

Lane Group	EBL	EBT	EBR	WBL	WBT	WBR	NBL	NBT	NBR	SBL	SBT	SBR
Lane Configurations												
Volume (vph)	60	432	0	0	498	70	79	1	122	0	0	0
Ideal Flow (vphpl)	1900	1900	1900	1900	1900	1900	1900	1900	1900	1900	1900	1900
Grade (%)		-1%			1%			2%			0%	
Storage Length (ft)	175		0	0		125	0		125	0		0
Storage Lanes	1		0	0		0	1		1	0		0
Taper Length (ft)	175		25	25		100	100		100	25		25
Lane Util. Factor	1.00	1.00	1.00	1.00	1.00	1.00	1.00	1.00	1.00	1.00	1.00	1.00
Frt					0.983				0.850			
Flt Protected	0.950							0.953				
Satd. Flow (prot)	1744	1836	0	0	1787	0	0	1660	1480	0	0	0
Flt Permitted	0.325							0.953				
Satd. Flow (perm)	597	1836	0	0	1787	0	0	1660	1480	0	0	0
Right Turn on Red			No			No			No			No
Satd. Flow (RTOR)												
Link Speed (mph)		35			35			35			35	
Link Distance (ft)		693			299			551			453	
Travel Time (s)		13.5			5.8			10.7			8.8	
Peak Hour Factor	0.90	0.90	0.90	0.90	0.90	0.90	0.90	0.90	0.90	0.90	0.90	0.90
Heavy Vehicles (%)	4%	4%	4%	4%	4%	4%	8%	8%	8%	2%	2%	2%
Adj. Flow (vph)	67	480	0	0	553	78	88	1	136	0	0	0
Shared Lane Traffic (%)												
Lane Group Flow (vph)	67	480	0	0	631	0	0	89	136	0	0	0
Enter Blocked Intersection	No	No	No	No	No	No	No	No	No	No	No	No
Lane Alignment	Left	Left	Right	Left	Left	Right	Left	Left	Right	Left	Left	Right
Median Width(ft)		12			16			0			0	
Link Offset(ft)		0			2			-6			-24	
Crosswalk Width(ft)		30			16			16			16	
Two way Left Turn Lane												
Headway Factor	0.99	0.99	0.99	1.01	1.01	1.01	1.01	1.01	1.01	1.00	1.00	1.00
Turning Speed (mph)	15		9	15		9	15		9	15		9
Number of Detectors	1	2			2		1	2	1			
Detector Template	Left	Thru			Thru		Left	Thru	Right			
Leading Detector (ft)	20	100			100		20	100	20			
Trailing Detector (ft)	0	0			0		0	0	0			
Detector 1 Position(ft)	0	0			0		0	0	0			
Detector 1 Size(ft)	20	6			6		20	6	20			
Detector 1 Type	Cl+Ex	Cl+Ex			Cl+Ex		Cl+Ex	Cl+Ex	Cl+Ex			
Detector 1 Channel												
Detector 1 Extend (s)	0.0	0.0			0.0		0.0	0.0	0.0			
Detector 1 Queue (s)	0.0	0.0			0.0		0.0	0.0	0.0			
Detector 1 Delay (s)	0.0	0.0			0.0		0.0	0.0	0.0			
Detector 2 Position(ft)		94			94			94				
Detector 2 Size(ft)		6			6			6				
Detector 2 Type		Cl+Ex			Cl+Ex			Cl+Ex				
Detector 2 Channel												
Detector 2 Extend (s)		0.0			0.0			0.0				
Turn Type	D.P+P						Perm		Perm			
Protected Phases	5	2			6			8				

Lane Group	EBL	EBT	EBR	WBL	WBT	WBR	NBL	NBT	NBR	SBL	SBT	SBR
Permitted Phases	6						8		8			
Detector Phase	5	2			6		8	8	8			
Switch Phase												
Minimum Initial (s)	7.0	10.0			10.0		7.0	7.0	7.0			
Minimum Split (s)	11.4	20.9			20.8		20.9	20.9	20.9			
Total Split (s)	12.0	68.0	0.0	0.0	56.0	0.0	22.0	22.0	22.0	0.0	0.0	0.0
Total Split (%)	13.3%	75.6%	0.0%	0.0%	62.2%	0.0%	24.4%	24.4%	24.4%	0.0%	0.0%	0.0%
Maximum Green (s)	7.6	63.1			51.1		17.1	17.1	17.1			
Yellow Time (s)	3.0	3.9			3.9		3.7	3.7	3.7			
All-Red Time (s)	1.4	1.0			1.0		1.2	1.2	1.2			
Lost Time Adjust (s)	0.6	0.1	0.0	0.0	0.1	0.0	0.0	0.1	0.1	0.0	0.0	0.0
Total Lost Time (s)	5.0	5.0	4.0	4.0	5.0	4.0	4.9	5.0	5.0	4.0	4.0	4.0
Lead/Lag	Lead				Lag							
Lead-Lag Optimize?												
Vehicle Extension (s)	3.0	3.0			3.0		3.0	3.0	3.0			
Recall Mode	None	C-Min			C-Min		None	None	None			
Act Effct Green (s)	62.6	66.6			57.3			13.4	13.4			
Actuated g/C Ratio	0.70	0.74			0.64			0.15	0.15			
v/c Ratio	0.13	0.35			0.55			0.36	0.62			
Control Delay	1.5	1.7			10.5			37.2	47.4			
Queue Delay	0.0	0.0			0.0			0.0	0.0			
Total Delay	1.5	1.7			10.5			37.2	47.4			
LOS	A	A			B			D	D			
Approach Delay		1.6			10.5			43.3				
Approach LOS		A			B			D				

Intersection Summary	
Area Type:	Other
Cycle Length: 90	
Actuated Cycle Length: 90	
Offset: 43 (48%), Referenced to phase 2:EBT and 6:EBWB, Start of Green	
Natural Cycle: 65	
Control Type: Actuated-Coordinated	
Maximum v/c Ratio: 0.62	
Intersection Signal Delay: 12.3	Intersection LOS: B
Intersection Capacity Utilization 58.6%	ICU Level of Service B
Analysis Period (min) 15	

Splits and Phases: 4: NC 56 & I-85 NB Ramp

Lane Group	EBT	EBR	WBL	WBT	NBL	NBR
Lane Configurations						
Volume (vph)	317	143	99	415	99	53
Ideal Flow (vphpl)	1900	1900	1900	1900	1900	1900
Grade (%)	0%			-1%	-1%	
Storage Length (ft)		0	200		100	0
Storage Lanes		0	1		1	1
Taper Length (ft)		25	25		100	25
Lane Util. Factor	1.00	1.00	1.00	1.00	1.00	1.00
Frt	0.958					0.850
Flt Protected			0.950		0.950	
Satd. Flow (prot)	1767	0	1778	1872	1680	1503
Flt Permitted			0.456		0.950	
Satd. Flow (perm)	1767	0	854	1872	1680	1503
Right Turn on Red		No				No
Satd. Flow (RTOR)						
Link Speed (mph)	35			35	35	
Link Distance (ft)	309			378	270	
Travel Time (s)	6.0			7.4	5.3	
Peak Hour Factor	0.90	0.90	0.90	0.90	0.90	0.90
Heavy Vehicles (%)	3%	3%	2%	2%	8%	8%
Adj. Flow (vph)	352	159	110	461	110	59
Shared Lane Traffic (%)						
Lane Group Flow (vph)	511	0	110	461	110	59
Enter Blocked Intersection	No	No	No	No	No	No
Lane Alignment	Left	Right	Left	Left	Left	Right
Median Width(ft)	12			12	12	
Link Offset(ft)	0			0	-8	
Crosswalk Width(ft)	30			30	30	
Two way Left Turn Lane	Yes			Yes		
Headway Factor	1.00	1.00	0.99	0.99	0.99	0.99
Turning Speed (mph)		9	15		15	9
Number of Detectors	2		1	2	1	1
Detector Template	Thru		Left	Thru	Left	Right
Leading Detector (ft)	100		20	100	20	20
Trailing Detector (ft)	0		0	0	0	0
Detector 1 Position(ft)	0		0	0	0	0
Detector 1 Size(ft)	6		20	6	20	20
Detector 1 Type	Cl+Ex		Cl+Ex	Cl+Ex	Cl+Ex	Cl+Ex
Detector 1 Channel						
Detector 1 Extend (s)	0.0		0.0	0.0	0.0	0.0
Detector 1 Queue (s)	0.0		0.0	0.0	0.0	0.0
Detector 1 Delay (s)	0.0		0.0	0.0	0.0	0.0
Detector 2 Position(ft)	94			94		
Detector 2 Size(ft)	6			6		
Detector 2 Type	Cl+Ex			Cl+Ex		
Detector 2 Channel						
Detector 2 Extend (s)	0.0			0.0		
Turn Type			Perm			Perm
Protected Phases	2			6	8	

Lane Group	EBT	EBR	WBL	WBT	NBL	NBR
Permitted Phases			6			8
Detector Phase	2		6	6	8	8
Switch Phase						
Minimum Initial (s)	10.0		10.0	10.0	7.0	7.0
Minimum Split (s)	20.0		20.0	20.0	20.0	20.0
Total Split (s)	64.0	0.0	64.0	64.0	26.0	26.0
Total Split (%)	71.1%	0.0%	71.1%	71.1%	28.9%	28.9%
Maximum Green (s)	59.0		59.1	59.1	21.1	21.1
Yellow Time (s)	3.8		3.9	3.9	3.0	3.0
All-Red Time (s)	1.2		1.0	1.0	1.9	1.9
Lost Time Adjust (s)	0.0	0.0	0.1	0.1	0.1	0.1
Total Lost Time (s)	5.0	4.0	5.0	5.0	5.0	5.0
Lead/Lag						
Lead-Lag Optimize?						
Vehicle Extension (s)	3.0		3.0	3.0	3.0	3.0
Recall Mode	C-Min		C-Min	C-Min	None	None
Act Effct Green (s)	72.2		72.2	72.2	11.2	11.2
Actuated g/C Ratio	0.80		0.80	0.80	0.12	0.12
v/c Ratio	0.36		0.16	0.31	0.53	0.32
Control Delay	3.7		4.0	4.1	45.4	39.2
Queue Delay	0.0		0.0	0.0	0.0	0.0
Total Delay	3.7		4.0	4.1	45.4	39.2
LOS	A		A	A	D	D
Approach Delay	3.7			4.1	43.3	
Approach LOS	A			A	D	

Intersection Summary	
Area Type: Other	
Cycle Length: 90	
Actuated Cycle Length: 90	
Offset: 89 (99%), Referenced to phase 2:EBT and 6:WBTL, Start of Green	
Natural Cycle: 40	
Control Type: Actuated-Coordinated	
Maximum v/c Ratio: 0.53	
Intersection Signal Delay: 9.2	Intersection LOS: A
Intersection Capacity Utilization 52.1%	ICU Level of Service A
Analysis Period (min) 15	

Splits and Phases: 5: NC 56 & E Lyon Station Rd

Lane Group	EBL	EBT	EBR	WBL	WBT	WBR	NBL	NBT	NBR	SBL	SBT	SBR
Lane Configurations												
Volume (vph)	132	105	41	62	246	13	16	167	7	7	269	179
Ideal Flow (vphpl)	1900	1900	1900	1900	1900	1900	1900	1900	1900	1900	1900	1900
Grade (%)		3%			-4%			1%			-1%	
Storage Length (ft)	0		125	0		0	125		0	75		0
Storage Lanes	0		1	0		0	1		0	1		0
Taper Length (ft)	25		50	25		25	100		25	100		25
Lane Util. Factor	1.00	1.00	1.00	1.00	1.00	1.00	1.00	1.00	1.00	1.00	1.00	1.00
Frt			0.850		0.995			0.994			0.940	
Flt Protected		0.973			0.990		0.950			0.950		
Satd. Flow (prot)	0	1734	1515	0	1872	0	1678	1756	0	1728	1709	0
Flt Permitted		0.973			0.990		0.233			0.609		
Satd. Flow (perm)	0	1734	1515	0	1872	0	412	1756	0	1108	1709	0
Right Turn on Red			No			No			No			No
Satd. Flow (RTOR)												
Link Speed (mph)		35			35			35			35	
Link Distance (ft)		345			428			266			209	
Travel Time (s)		6.7			8.3			5.2			4.1	
Peak Hour Factor	0.90	0.90	0.90	0.90	0.90	0.90	0.90	0.90	0.90	0.90	0.90	0.90
Heavy Vehicles (%)	5%	5%	5%	2%	2%	2%	7%	7%	7%	5%	5%	5%
Adj. Flow (vph)	147	117	46	69	273	14	18	186	8	8	299	199
Shared Lane Traffic (%)												
Lane Group Flow (vph)	0	264	46	0	356	0	18	194	0	8	498	0
Enter Blocked Intersection	No	No	No	No	No	No	No	No	No	No	No	No
Lane Alignment	Left	Left	Right	Left	Left	Right	Left	Left	Right	Left	Left	Right
Median Width(ft)		0			0			12			12	
Link Offset(ft)		6			0			10			-10	
Crosswalk Width(ft)		0			30			16			30	
Two way Left Turn Lane												
Headway Factor	1.02	1.02	1.02	0.97	0.97	0.97	1.01	1.01	1.01	0.99	0.99	0.99
Turning Speed (mph)	15		9	15		9	15		9	15		9
Number of Detectors	1	2	1	1	2		1	2		1	2	
Detector Template	Left	Thru	Right	Left	Thru		Left	Thru		Left	Thru	
Leading Detector (ft)	20	100	20	20	100		20	100		20	100	
Trailing Detector (ft)	0	0	0	0	0		0	0		0	0	
Detector 1 Position(ft)	0	0	0	0	0		0	0		0	0	
Detector 1 Size(ft)	20	6	20	20	6		20	6		20	6	
Detector 1 Type	Cl+Ex	Cl+Ex	Cl+Ex	Cl+Ex	Cl+Ex		Cl+Ex	Cl+Ex		Cl+Ex	Cl+Ex	
Detector 1 Channel												
Detector 1 Extend (s)	0.0	0.0	0.0	0.0	0.0		0.0	0.0		0.0	0.0	
Detector 1 Queue (s)	0.0	0.0	0.0	0.0	0.0		0.0	0.0		0.0	0.0	
Detector 1 Delay (s)	0.0	0.0	0.0	0.0	0.0		0.0	0.0		0.0	0.0	
Detector 2 Position(ft)		94			94			94			94	
Detector 2 Size(ft)		6			6			6			6	
Detector 2 Type		Cl+Ex			Cl+Ex			Cl+Ex			Cl+Ex	
Detector 2 Channel												
Detector 2 Extend (s)		0.0			0.0			0.0			0.0	
Turn Type	Split		Perm	Split			Perm			Perm		
Protected Phases	3	3		4	4			2			6	

Lane Group	EBL	EBT	EBR	WBL	WBT	WBR	NBL	NBT	NBR	SBL	SBT	SBR
Permitted Phases			3				2			6		
Detector Phase	3	3	3	4	4		2	2		6	6	
Switch Phase												
Minimum Initial (s)	7.0	7.0	7.0	7.0	7.0		10.0	10.0		10.0	10.0	
Minimum Split (s)	20.0	20.0	20.0	20.0	20.0		20.0	20.0		20.0	20.0	
Total Split (s)	23.0	23.0	23.0	27.0	27.0	0.0	40.0	40.0	0.0	40.0	40.0	0.0
Total Split (%)	25.6%	25.6%	25.6%	30.0%	30.0%	0.0%	44.4%	44.4%	0.0%	44.4%	44.4%	0.0%
Maximum Green (s)	16.9	16.9	16.9	20.7	20.7		34.9	34.9		34.2	34.2	
Yellow Time (s)	3.7	3.7	3.7	4.1	4.1		3.8	3.8		3.9	3.9	
All-Red Time (s)	2.4	2.4	2.4	2.2	2.2		1.3	1.3		1.9	1.9	
Lost Time Adjust (s)	0.0	-1.1	-1.1	0.0	-1.3	-1.3	-0.1	-0.1	0.0	-0.8	-0.8	0.0
Total Lost Time (s)	6.1	5.0	5.0	6.3	5.0	2.7	5.0	5.0	4.0	5.0	5.0	4.0
Lead/Lag	Lead	Lead	Lead	Lag	Lag							
Lead-Lag Optimize?												
Vehicle Extension (s)	3.0	3.0	3.0	3.0	3.0		3.0	3.0		3.0	3.0	
Recall Mode	None	None	None	None	None		Min	Min		Min	Min	
Act Effct Green (s)		16.4	16.4		19.7		28.2	28.2		28.2	28.2	
Actuated g/C Ratio		0.21	0.21		0.25		0.35	0.35		0.35	0.35	
v/c Ratio		0.74	0.15		0.77		0.12	0.31		0.02	0.82	
Control Delay		45.9	30.3		42.2		20.4	20.7		17.4	36.6	
Queue Delay		0.0	0.0		0.0		0.0	0.0		0.0	0.0	
Total Delay		45.9	30.3		42.2		20.4	20.7		17.4	36.6	
LOS		D	C		D		C	C		B	D	
Approach Delay		43.6			42.2			20.7			36.3	
Approach LOS		D			D			C			D	

Intersection Summary	
Area Type: Other	
Cycle Length: 90	
Actuated Cycle Length: 79.8	
Natural Cycle: 65	
Control Type: Actuated-Uncoordinated	
Maximum v/c Ratio: 0.82	
Intersection Signal Delay: 37.0	Intersection LOS: D
Intersection Capacity Utilization 64.0%	ICU Level of Service B
Analysis Period (min) 15	

Splits and Phases: 6: NC 56 & US 15

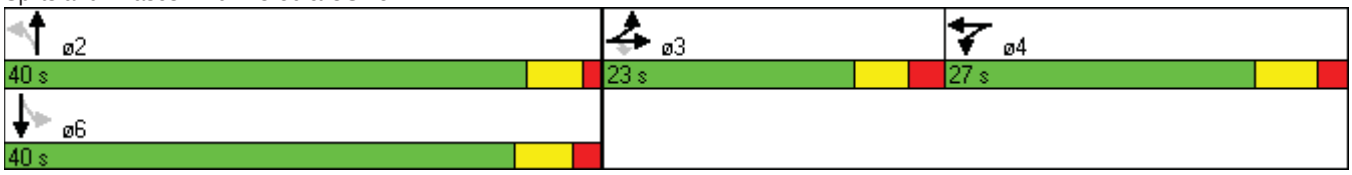

Lane Group	WBL	WBR	NBT	NBR	SBL	SBT
Lane Configurations						
Volume (vph)	343	24	58	258	28	114
Ideal Flow (vphpl)	1900	1900	1900	1900	1900	1900
Storage Length (ft)	0	100		0	0	
Storage Lanes	1	0		0	0	
Taper Length (ft)	25	100		25	25	
Lane Util. Factor	1.00	1.00	1.00	1.00	1.00	1.00
Frt	0.991		0.890			
Flt Protected	0.955					0.990
Satd. Flow (prot)	1665	0	1551	0	0	1775
Flt Permitted	0.955					0.990
Satd. Flow (perm)	1665	0	1551	0	0	1775
Link Speed (mph)	35		35			35
Link Distance (ft)	236		163			375
Travel Time (s)	4.6		3.2			7.3
Peak Hour Factor	0.90	0.90	0.90	0.90	0.90	0.90
Heavy Vehicles (%)	8%	8%	9%	9%	6%	6%
Adj. Flow (vph)	381	27	64	287	31	127
Shared Lane Traffic (%)						
Lane Group Flow (vph)	408	0	351	0	0	158
Enter Blocked Intersection	No	No	No	No	No	No
Lane Alignment	Left	Right	Left	Right	Left	Left
Median Width(ft)	40		0			0
Link Offset(ft)	30		-10			8
Crosswalk Width(ft)	16		16			16
Two way Left Turn Lane						
Headway Factor	1.00	1.00	1.00	1.00	1.00	1.00
Turning Speed (mph)	15	9		9	15	
Sign Control	Stop		Stop			Stop

Intersection Summary			
Area Type:	Other		
Control Type: Unsignalized			
Intersection Capacity Utilization 57.0%		ICU Level of Service B	
Analysis Period (min) 15			

Movement	WBL	WBR	NBT	NBR	SBL	SBT
Lane Configurations						
Sign Control	Stop		Stop			Stop
Volume (vph)	343	24	58	258	28	114
Peak Hour Factor	0.90	0.90	0.90	0.90	0.90	0.90
Hourly flow rate (vph)	381	27	64	287	31	127

Direction, Lane #	WB 1	NB 1	SB 1
Volume Total (vph)	408	351	158
Volume Left (vph)	381	0	31
Volume Right (vph)	27	287	0
Hadj (s)	0.28	-0.34	0.14
Departure Headway (s)	5.5	5.1	5.8
Degree Utilization, x	0.63	0.49	0.25
Capacity (veh/h)	625	668	570
Control Delay (s)	17.4	12.9	10.8
Approach Delay (s)	17.4	12.9	10.8
Approach LOS	C	B	B

Intersection Summary			
Delay	14.5		
HCM Level of Service	B		
Intersection Capacity Utilization	57.0%	ICU Level of Service	B
Analysis Period (min)	15		

Lane Group	EBL	EBT	EBR	WBL	WBT	WBR	NBL	NBT	NBR	SBL	SBT	SBR
Lane Configurations												
Volume (vph)	2	243	25	458	352	15	19	83	103	12	148	2
Ideal Flow (vphpl)	1900	1900	1900	1900	1900	1900	1900	1900	1900	1900	1900	1900
Grade (%)		4%			-6%			-6%			-6%	
Storage Length (ft)	0		0	125		0	100		0	100		0
Storage Lanes	0		0	1		0	1		0	1		0
Taper Length (ft)	25		25	75		25	100		25	100		25
Lane Util. Factor	1.00	1.00	1.00	1.00	1.00	1.00	1.00	1.00	1.00	1.00	1.00	1.00
Frt		0.987			0.994			0.917			0.998	
Flt Protected				0.950			0.950			0.950		
Satd. Flow (prot)	0	1626	0	1788	1870	0	1738	1677	0	1823	1915	0
Flt Permitted		0.997		0.370			0.643			0.554		
Satd. Flow (perm)	0	1621	0	696	1870	0	1176	1677	0	1063	1915	0
Right Turn on Red			No			No			No			No
Satd. Flow (RTOR)												
Link Speed (mph)		35			35			20			35	
Link Distance (ft)		414			540			277			415	
Travel Time (s)		8.1			10.5			9.4			8.1	
Peak Hour Factor	0.90	0.90	0.90	0.90	0.90	0.90	0.90	0.90	0.90	0.90	0.90	0.90
Heavy Vehicles (%)	13%	13%	13%	4%	4%	4%	7%	7%	7%	2%	2%	2%
Adj. Flow (vph)	2	270	28	509	391	17	21	92	114	13	164	2
Shared Lane Traffic (%)												
Lane Group Flow (vph)	0	300	0	509	408	0	21	206	0	13	166	0
Enter Blocked Intersection	No	No	No	No	No	No	No	No	No	No	No	No
Lane Alignment	Left	Left	Right	Left	Left	Right	Left	Left	Right	Left	Left	Right
Median Width(ft)		0			12			12			12	
Link Offset(ft)		0			4			18			-12	
Crosswalk Width(ft)		16			24			16			16	
Two way Left Turn Lane												
Headway Factor	1.03	1.03	1.03	0.96	0.96	0.96	0.96	0.96	0.96	0.96	0.96	0.96
Turning Speed (mph)	15		9	15		9	15		9	15		9
Number of Detectors	1	2		1	2		1	2		1	2	
Detector Template	Left	Thru		Left	Thru		Left	Thru		Left	Thru	
Leading Detector (ft)	20	100		20	100		20	100		20	100	
Trailing Detector (ft)	0	0		0	0		0	0		0	0	
Detector 1 Position(ft)	0	0		0	0		0	0		0	0	
Detector 1 Size(ft)	20	6		20	6		20	6		20	6	
Detector 1 Type	Cl+Ex	Cl+Ex		Cl+Ex	Cl+Ex		Cl+Ex	Cl+Ex		Cl+Ex	Cl+Ex	
Detector 1 Channel												
Detector 1 Extend (s)	0.0	0.0		0.0	0.0		0.0	0.0		0.0	0.0	
Detector 1 Queue (s)	0.0	0.0		0.0	0.0		0.0	0.0		0.0	0.0	
Detector 1 Delay (s)	0.0	0.0		0.0	0.0		0.0	0.0		0.0	0.0	
Detector 2 Position(ft)		94			94			94			94	
Detector 2 Size(ft)		6			6			6			6	
Detector 2 Type		Cl+Ex			Cl+Ex			Cl+Ex			Cl+Ex	
Detector 2 Channel												
Detector 2 Extend (s)		0.0			0.0			0.0			0.0	
Turn Type	Perm			pm+pt			Perm			Perm		
Protected Phases		2		1	6			8			4	

Lane Group	EBL	EBT	EBR	WBL	WBT	WBR	NBL	NBT	NBR	SBL	SBT	SBR
Permitted Phases	2			6			8			4		
Detector Phase	2	2		1	6		8	8		4	4	
Switch Phase												
Minimum Initial (s)	10.0	10.0		7.0	10.0		7.0	7.0		7.0	7.0	
Minimum Split (s)	22.1	22.1		12.9	20.0		20.0	20.0		20.0	20.0	
Total Split (s)	36.0	36.0	0.0	29.0	65.0	0.0	25.0	25.0	0.0	25.0	25.0	0.0
Total Split (%)	40.0%	40.0%	0.0%	32.2%	72.2%	0.0%	27.8%	27.8%	0.0%	27.8%	27.8%	0.0%
Maximum Green (s)	29.9	29.9		23.1	59.1		20.0	20.0		19.6	19.6	
Yellow Time (s)	3.6	3.6		3.1	4.3		3.1	3.1		4.3	4.3	
All-Red Time (s)	2.5	2.5		2.8	1.6		1.9	1.9		1.1	1.1	
Lost Time Adjust (s)	0.0	-1.1	0.0	-0.9	-0.9	0.0	0.0	0.0	0.0	-0.4	-0.4	0.0
Total Lost Time (s)	6.1	5.0	4.0	5.0	5.0	4.0	5.0	5.0	4.0	5.0	5.0	4.0
Lead/Lag	Lag	Lag		Lead								
Lead-Lag Optimize?												
Vehicle Extension (s)	3.0	3.0		3.0	3.0		3.0	3.0		3.0	3.0	
Recall Mode	Min	Min		None	Min		None	None		None	None	
Act Effct Green (s)		19.0		41.1	41.1		13.5	13.5		13.5	13.5	
Actuated g/C Ratio		0.29		0.63	0.63		0.21	0.21		0.21	0.21	
v/c Ratio		0.64		0.71	0.35		0.09	0.59		0.06	0.42	
Control Delay		28.2		12.3	6.8		25.7	33.6		25.5	28.6	
Queue Delay		0.0		0.0	0.0		0.0	0.0		0.0	0.0	
Total Delay		28.2		12.3	6.8		25.7	33.6		25.5	28.6	
LOS		C		B	A		C	C		C	C	
Approach Delay		28.2			9.9			32.8			28.3	
Approach LOS		C			A			C			C	

Intersection Summary	
Area Type: Other	
Cycle Length: 90	
Actuated Cycle Length: 65.2	
Natural Cycle: 60	
Control Type: Actuated-Uncoordinated	
Maximum v/c Ratio: 0.71	
Intersection Signal Delay: 18.5	Intersection LOS: B
Intersection Capacity Utilization 68.1%	ICU Level of Service C
Analysis Period (min) 15	

Splits and Phases: 8: NC 56 & N Main St

Lane Group	EBL	EBT	EBR	WBL	WBT	WBR	NBL	NBT	NBR	SBL	SBT	SBR
Lane Configurations												
Volume (vph)	52	187	8	155	597	155	12	115	39	50	49	110
Ideal Flow (vphpl)	1900	1900	1900	1900	1900	1900	1900	1900	1900	1900	1900	1900
Grade (%)		2%			-2%			-1%			-3%	
Storage Length (ft)	175		0	200		0	0		0	0		0
Storage Lanes	1		0	1		0	0		0	0		0
Taper Length (ft)	150		25	25		25	25		25	25		25
Lane Util. Factor	1.00	1.00	1.00	1.00	1.00	1.00	1.00	1.00	1.00	1.00	1.00	1.00
Frt		0.994			0.969			0.968			0.929	
Flt Protected	0.950			0.950				0.996			0.988	
Satd. Flow (prot)	1639	1715	0	1787	1823	0	0	1770	0	0	1719	0
Flt Permitted	0.121			0.622				0.968			0.871	
Satd. Flow (perm)	209	1715	0	1170	1823	0	0	1720	0	0	1515	0
Right Turn on Red			No			No			No			No
Satd. Flow (RTOR)												
Link Speed (mph)		35			35			55			25	
Link Distance (ft)		416			678			366			302	
Travel Time (s)		8.1			13.2			4.5			8.2	
Peak Hour Factor	0.90	0.90	0.90	0.90	0.90	0.90	0.90	0.90	0.90	0.90	0.90	0.90
Heavy Vehicles (%)	9%	9%	9%	2%	2%	2%	4%	4%	4%	3%	3%	3%
Adj. Flow (vph)	58	208	9	172	663	172	13	128	43	56	54	122
Shared Lane Traffic (%)												
Lane Group Flow (vph)	58	217	0	172	835	0	0	184	0	0	232	0
Enter Blocked Intersection	No	No	No	No	No	No	No	No	No	No	No	No
Lane Alignment	Left	Left	Right	Left	Left	Right	Left	Left	Right	Left	Left	Right
Median Width(ft)		12			12			0			0	
Link Offset(ft)		-6			6			8			4	
Crosswalk Width(ft)		16			0			16			16	
Two way Left Turn Lane					Yes							
Headway Factor	1.01	1.01	1.01	0.99	0.99	0.99	0.99	0.99	0.99	0.98	0.98	0.98
Turning Speed (mph)	15		9	15		9	15		9	15		9
Number of Detectors	1	2		1	2		1	2		1	2	
Detector Template	Left	Thru		Left	Thru		Left	Thru		Left	Thru	
Leading Detector (ft)	20	100		20	100		20	100		20	100	
Trailing Detector (ft)	0	0		0	0		0	0		0	0	
Detector 1 Position(ft)	0	0		0	0		0	0		0	0	
Detector 1 Size(ft)	20	6		20	6		20	6		20	6	
Detector 1 Type	Cl+Ex	Cl+Ex		Cl+Ex	Cl+Ex		Cl+Ex	Cl+Ex		Cl+Ex	Cl+Ex	
Detector 1 Channel												
Detector 1 Extend (s)	0.0	0.0		0.0	0.0		0.0	0.0		0.0	0.0	
Detector 1 Queue (s)	0.0	0.0		0.0	0.0		0.0	0.0		0.0	0.0	
Detector 1 Delay (s)	0.0	0.0		0.0	0.0		0.0	0.0		0.0	0.0	
Detector 2 Position(ft)		94			94			94			94	
Detector 2 Size(ft)		6			6			6			6	
Detector 2 Type		Cl+Ex			Cl+Ex			Cl+Ex			Cl+Ex	
Detector 2 Channel												
Detector 2 Extend (s)		0.0			0.0			0.0			0.0	
Turn Type	pm+pt			Perm			Perm			Perm		
Protected Phases	5	2			6			8			4	

Lane Group	EBL	EBT	EBR	WBL	WBT	WBR	NBL	NBT	NBR	SBL	SBT	SBR
Permitted Phases	2			6			8			4		
Detector Phase	5	2		6	6		8	8		4	4	
Switch Phase												
Minimum Initial (s)	7.0	12.0		12.0	12.0		7.0	7.0		7.0	7.0	
Minimum Split (s)	12.1	20.0		20.0	20.0		20.0	20.0		20.0	20.0	
Total Split (s)	12.1	67.0	0.0	54.9	54.9	0.0	23.0	23.0	0.0	23.0	23.0	0.0
Total Split (%)	13.4%	74.4%	0.0%	61.0%	61.0%	0.0%	25.6%	25.6%	0.0%	25.6%	25.6%	0.0%
Maximum Green (s)	7.0	61.5		49.1	49.1		16.7	16.7		17.4	17.4	
Yellow Time (s)	3.0	4.5		4.7	4.7		5.3	5.3		4.1	4.1	
All-Red Time (s)	2.1	1.0		1.1	1.1		1.0	1.0		1.5	1.5	
Lost Time Adjust (s)	-0.1	-0.5	0.0	-0.8	-0.8	0.0	0.0	-1.3	0.0	0.0	-1.6	0.0
Total Lost Time (s)	5.0	5.0	4.0	5.0	5.0	4.0	6.3	5.0	4.0	5.6	4.0	4.0
Lead/Lag	Lead			Lag	Lag							
Lead-Lag Optimize?												
Vehicle Extension (s)	3.0	3.0		3.0	3.0		3.0	3.0		3.0	3.0	
Recall Mode	None	Min		Min	Min		None	None		None	None	
Act Effct Green (s)	47.8	47.8		41.6	41.6			16.5			17.6	
Actuated g/C Ratio	0.64	0.64		0.55	0.55			0.22			0.23	
v/c Ratio	0.21	0.20		0.27	0.83			0.49			0.65	
Control Delay	6.4	5.7		11.3	23.6			35.3			40.9	
Queue Delay	0.0	0.0		0.0	0.0			0.0			0.0	
Total Delay	6.4	5.7		11.3	23.6			35.3			40.9	
LOS	A	A		B	C			D			D	
Approach Delay		5.9			21.5			35.3			40.9	
Approach LOS		A			C			D			D	

Intersection Summary	
Area Type: Other	
Cycle Length: 90	
Actuated Cycle Length: 75.2	
Natural Cycle: 75	
Control Type: Actuated-Uncoordinated	
Maximum v/c Ratio: 0.83	
Intersection Signal Delay: 23.1	Intersection LOS: C
Intersection Capacity Utilization 83.7%	ICU Level of Service E
Analysis Period (min) 15	

Splits and Phases: 9: NC 56 & Crescent Dr

Existing (2014) Midday

Lane Group	EBL	EBT	WBT	WBR	SBL	SBR
Lane Configurations						
Volume (vph)	8	302	246	119	130	13
Ideal Flow (vphpl)	1900	1900	1900	1900	1900	1900
Grade (%)		3%	-3%		-2%	
Storage Length (ft)	150			125	150	0
Storage Lanes	1			1	1	1
Taper Length (ft)	250			125	100	25
Lane Util. Factor	1.00	1.00	1.00	1.00	1.00	1.00
Frt				0.850		0.850
Flt Protected	0.950				0.950	
Satd. Flow (prot)	1726	1817	1819	1546	1787	1599
Flt Permitted	0.591				0.950	
Satd. Flow (perm)	1074	1817	1819	1546	1787	1599
Right Turn on Red				No		No
Satd. Flow (RTOR)						
Link Speed (mph)		25	25		25	
Link Distance (ft)		414	345		306	
Travel Time (s)		11.3	9.4		8.3	
Peak Hour Factor	0.90	0.90	0.90	0.90	0.90	0.90
Heavy Vehicles (%)	3%	3%	6%	6%	2%	2%
Adj. Flow (vph)	9	336	273	132	144	14
Shared Lane Traffic (%)						
Lane Group Flow (vph)	9	336	273	132	144	14
Enter Blocked Intersection	No	No	No	No	No	No
Lane Alignment	Left	Left	Left	Right	Left	Right
Median Width(ft)		12	12		12	
Link Offset(ft)		8	-8		0	
Crosswalk Width(ft)		30	30		8	
Two way Left Turn Lane						
Headway Factor	1.02	1.02	0.98	0.98	0.99	0.99
Turning Speed (mph)	15			9	15	9
Number of Detectors	1	2	2	1	1	1
Detector Template	Left	Thru	Thru	Right	Left	Right
Leading Detector (ft)	20	100	100	20	20	20
Trailing Detector (ft)	0	0	0	0	0	0
Detector 1 Position(ft)	0	0	0	0	0	0
Detector 1 Size(ft)	20	6	6	20	20	20
Detector 1 Type	Cl+Ex	Cl+Ex	Cl+Ex	Cl+Ex	Cl+Ex	Cl+Ex
Detector 1 Channel						
Detector 1 Extend (s)	0.0	0.0	0.0	0.0	0.0	0.0
Detector 1 Queue (s)	0.0	0.0	0.0	0.0	0.0	0.0
Detector 1 Delay (s)	0.0	0.0	0.0	0.0	0.0	0.0
Detector 2 Position(ft)		94	94			
Detector 2 Size(ft)		6	6			
Detector 2 Type		Cl+Ex	Cl+Ex			
Detector 2 Channel						
Detector 2 Extend (s)		0.0	0.0			
Turn Type	D.Pm			pm+ov		Perm
Protected Phases		2	6	4	4	

Lane Group	EBL	EBT	WBT	WBR	SBL	SBR
Permitted Phases	6			6		4
Detector Phase	6	2	6	4	4	4
Switch Phase						
Minimum Initial (s)	10.0	10.0	10.0	7.0	7.0	7.0
Minimum Split (s)	23.0	23.0	23.0	23.0	23.0	23.0
Total Split (s)	33.0	33.0	33.0	27.0	27.0	27.0
Total Split (%)	55.0%	55.0%	55.0%	45.0%	45.0%	45.0%
Maximum Green (s)	27.6	27.6	27.6	21.7	21.7	21.7
Yellow Time (s)	3.3	3.3	3.3	3.0	3.0	3.0
All-Red Time (s)	2.1	2.1	2.1	2.3	2.3	2.3
Lost Time Adjust (s)	-0.4	-0.4	-0.4	-0.3	-0.3	-0.3
Total Lost Time (s)	5.0	5.0	5.0	5.0	5.0	5.0
Lead/Lag						
Lead-Lag Optimize?						
Vehicle Extension (s)	3.0	3.0	3.0	3.0	3.0	3.0
Recall Mode	Min	Min	Min	None	None	None
Act Effct Green (s)	16.3	16.3	16.3	31.5	8.6	8.6
Actuated g/C Ratio	0.52	0.52	0.52	1.00	0.27	0.27
v/c Ratio	0.02	0.36	0.29	0.09	0.29	0.03
Control Delay	6.1	8.1	7.6	0.1	11.2	9.2
Queue Delay	0.0	0.0	0.0	0.0	0.0	0.0
Total Delay	6.1	8.1	7.6	0.1	11.2	9.2
LOS	A	A	A	A	B	A
Approach Delay		8.1	5.2		11.0	
Approach LOS		A	A		B	

Intersection Summary	
Area Type: Other	
Cycle Length: 60	
Actuated Cycle Length: 31.5	
Natural Cycle: 50	
Control Type: Actuated-Uncoordinated	
Maximum v/c Ratio: 0.36	
Intersection Signal Delay: 7.3	Intersection LOS: A
Intersection Capacity Utilization 31.4%	ICU Level of Service A
Analysis Period (min) 15	

Splits and Phases: 1: NC 56 & S 33rd St

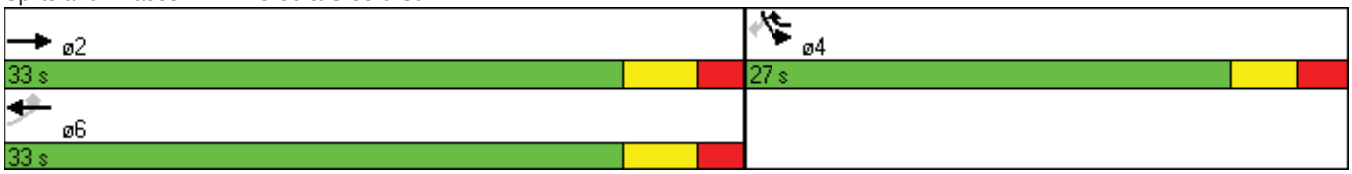

Lane Group	EBL	EBT	WBT	WBR	SBL	SBR
Lane Configurations						
Volume (vph)	57	443	392	191	142	72
Ideal Flow (vphpl)	1900	1900	1900	1900	1900	1900
Grade (%)		-1%	2%		2%	
Storage Length (ft)	300			0	150	0
Storage Lanes	1			1	1	1
Taper Length (ft)	100			100	50	25
Lane Util. Factor	1.00	1.00	1.00	1.00	1.00	1.00
Frt				0.850		0.850
Flt Protected	0.950				0.950	
Satd. Flow (prot)	1744	1836	1775	1508	1670	1494
Flt Permitted	0.950				0.950	
Satd. Flow (perm)	1744	1836	1775	1508	1670	1494
Right Turn on Red				No		No
Satd. Flow (RTOR)						
Link Speed (mph)		35	35		45	
Link Distance (ft)		496	300		388	
Travel Time (s)		9.7	5.8		5.9	
Peak Hour Factor	0.90	0.90	0.90	0.90	0.90	0.90
Heavy Vehicles (%)	4%	4%	6%	6%	7%	7%
Adj. Flow (vph)	63	492	436	212	158	80
Shared Lane Traffic (%)						
Lane Group Flow (vph)	63	492	436	212	158	80
Enter Blocked Intersection	No	No	No	No	No	No
Lane Alignment	Left	Left	Left	Right	Left	Right
Median Width(ft)		12	12		12	
Link Offset(ft)		8	-14		8	
Crosswalk Width(ft)		20	30		26	
Two way Left Turn Lane						
Headway Factor	0.99	0.99	1.01	1.01	1.01	1.01
Turning Speed (mph)	15			9	15	9
Number of Detectors	1	2	2	1	1	1
Detector Template	Left	Thru	Thru	Right	Left	Right
Leading Detector (ft)	20	100	100	20	20	20
Trailing Detector (ft)	0	0	0	0	0	0
Detector 1 Position(ft)	0	0	0	0	0	0
Detector 1 Size(ft)	20	6	6	20	20	20
Detector 1 Type	Cl+Ex	Cl+Ex	Cl+Ex	Cl+Ex	Cl+Ex	Cl+Ex
Detector 1 Channel						
Detector 1 Extend (s)	0.0	0.0	0.0	0.0	0.0	0.0
Detector 1 Queue (s)	0.0	0.0	0.0	0.0	0.0	0.0
Detector 1 Delay (s)	0.0	0.0	0.0	0.0	0.0	0.0
Detector 2 Position(ft)		94	94			
Detector 2 Size(ft)		6	6			
Detector 2 Type		Cl+Ex	Cl+Ex			
Detector 2 Channel						
Detector 2 Extend (s)		0.0	0.0			
Turn Type	Prot			pm+ov		pm+ov
Protected Phases	5	2	6	4	4	5

Lane Group	EBL	EBT	WBT	WBR	SBL	SBR
Permitted Phases				6		4
Detector Phase	5	2	6	4	4	5
Switch Phase						
Minimum Initial (s)	7.0	10.0	10.0	7.0	7.0	7.0
Minimum Split (s)	14.0	23.0	23.0	23.0	23.0	14.0
Total Split (s)	16.0	68.0	52.0	27.0	27.0	16.0
Total Split (%)	16.8%	71.6%	54.7%	28.4%	28.4%	16.8%
Maximum Green (s)	10.9	63.0	46.4	21.6	21.6	10.9
Yellow Time (s)	3.0	3.7	4.0	3.0	3.0	3.0
All-Red Time (s)	2.1	1.3	1.6	2.4	2.4	2.1
Lost Time Adjust (s)	-0.1	0.0	-0.6	-0.4	-0.4	-0.1
Total Lost Time (s)	5.0	5.0	5.0	5.0	5.0	5.0
Lead/Lag	Lead		Lag			Lead
Lead-Lag Optimize?						
Vehicle Extension (s)	3.0	3.0	3.0	3.0	3.0	3.0
Recall Mode	None	C-Min	C-Min	None	None	None
Act Effct Green (s)	9.2	70.4	58.6	79.2	14.6	28.8
Actuated g/C Ratio	0.10	0.74	0.62	0.83	0.15	0.30
v/c Ratio	0.38	0.36	0.40	0.17	0.61	0.18
Control Delay	46.0	5.8	7.5	2.4	47.3	23.3
Queue Delay	0.0	0.2	0.5	0.3	0.5	0.0
Total Delay	46.0	6.0	8.0	2.7	47.8	23.3
LOS	D	A	A	A	D	C
Approach Delay		10.5	6.2		39.6	
Approach LOS		B	A		D	

Intersection Summary	
Area Type: Other	
Cycle Length: 95	
Actuated Cycle Length: 95	
Offset: 25 (26%), Referenced to phase 2:EBT and 6:WBT, Start of Green	
Natural Cycle: 60	
Control Type: Actuated-Coordinated	
Maximum v/c Ratio: 0.61	
Intersection Signal Delay: 13.4	Intersection LOS: B
Intersection Capacity Utilization 46.8%	ICU Level of Service A
Analysis Period (min) 15	

Splits and Phases: 2: NC 56 & W Lyon Station Rd

Lane Group	EBL	EBT	EBR	WBL	WBT	WBR	NBL	NBT	NBR	SBL	SBT	SBR
Lane Configurations												
Volume (vph)	0	530	55	127	532	0	0	0	0	84	0	51
Ideal Flow (vphpl)	1900	1900	1900	1900	1900	1900	1900	1900	1900	1900	1900	1900
Grade (%)		2%			-1%			0%			4%	
Storage Length (ft)	0		0	200		0	0		0	0		150
Storage Lanes	0		1	1		0	0		0	0		1
Taper Length (ft)	25		25	200		25	25		25	25		100
Lane Util. Factor	1.00	1.00	1.00	1.00	1.00	1.00	1.00	1.00	1.00	1.00	1.00	1.00
Frt		0.987										0.850
Flt Protected				0.950							0.950	
Satd. Flow (prot)	0	1768	0	1744	1836	0	0	0	0	0	1552	1388
Flt Permitted				0.205							0.950	
Satd. Flow (perm)	0	1768	0	376	1836	0	0	0	0	0	1552	1388
Right Turn on Red			No			No			No			No
Satd. Flow (RTOR)												
Link Speed (mph)		35			35			35			35	
Link Distance (ft)		300			693			369			674	
Travel Time (s)		5.8			13.5			7.2			13.1	
Peak Hour Factor	0.90	0.90	0.90	0.90	0.90	0.90	0.90	0.90	0.90	0.90	0.90	0.90
Heavy Vehicles (%)	5%	5%	5%	4%	4%	4%	2%	2%	2%	14%	14%	14%
Adj. Flow (vph)	0	589	61	141	591	0	0	0	0	93	0	57
Shared Lane Traffic (%)												
Lane Group Flow (vph)	0	650	0	141	591	0	0	0	0	0	93	57
Enter Blocked Intersection	No	No	No	No	No	No	No	No	No	No	No	No
Lane Alignment	Left	Left	Right	Left	Left	Right	Left	Left	Right	Left	Left	Right
Median Width(ft)		12			12			0			0	
Link Offset(ft)		6			6			-24			-14	
Crosswalk Width(ft)		16			30			16			16	
Two way Left Turn Lane												
Headway Factor	1.01	1.01	1.01	0.99	0.99	0.99	1.00	1.00	1.00	1.03	1.03	1.03
Turning Speed (mph)	15		9	15		9	15		9	15		9
Number of Detectors		2		1	2					1	2	1
Detector Template		Thru		Left	Thru					Left	Thru	Right
Leading Detector (ft)		100		20	100					20	100	20
Trailing Detector (ft)		0		0	0					0	0	0
Detector 1 Position(ft)		0		0	0					0	0	0
Detector 1 Size(ft)		6		20	6					20	6	20
Detector 1 Type		Cl+Ex		Cl+Ex	Cl+Ex					Cl+Ex	Cl+Ex	Cl+Ex
Detector 1 Channel												
Detector 1 Extend (s)		0.0		0.0	0.0					0.0	0.0	0.0
Detector 1 Queue (s)		0.0		0.0	0.0					0.0	0.0	0.0
Detector 1 Delay (s)		0.0		0.0	0.0					0.0	0.0	0.0
Detector 2 Position(ft)		94			94						94	
Detector 2 Size(ft)		6			6						6	
Detector 2 Type		Cl+Ex			Cl+Ex						Cl+Ex	
Detector 2 Channel												
Detector 2 Extend (s)		0.0			0.0						0.0	
Turn Type				D.P+P						Perm		Perm
Protected Phases		2		1	6						4	

Lane Group	EBL	EBT	EBR	WBL	WBT	WBR	NBL	NBT	NBR	SBL	SBT	SBR
Permitted Phases				2						4		4
Detector Phase		2		1	6					4	4	4
Switch Phase												
Minimum Initial (s)		10.0		7.0	10.0					7.0	7.0	7.0
Minimum Split (s)		20.0		11.8	20.0					20.0	20.0	20.0
Total Split (s)	0.0	62.9	0.0	12.1	75.0	0.0	0.0	0.0	0.0	20.0	20.0	20.0
Total Split (%)	0.0%	66.2%	0.0%	12.7%	78.9%	0.0%	0.0%	0.0%	0.0%	21.1%	21.1%	21.1%
Maximum Green (s)		58.0		7.3	70.1					14.6	14.6	14.6
Yellow Time (s)		3.9		3.0	3.9					3.6	3.6	3.6
All-Red Time (s)		1.0		1.8	1.0					1.8	1.8	1.8
Lost Time Adjust (s)	0.0	0.1	0.0	0.2	0.1	0.0	0.0	0.0	0.0	0.0	-0.4	-0.4
Total Lost Time (s)	4.0	5.0	4.0	5.0	5.0	4.0	4.0	4.0	4.0	5.4	5.0	5.0
Lead/Lag		Lag		Lead								
Lead-Lag Optimize?												
Vehicle Extension (s)		3.0		3.0	3.0					3.0	3.0	3.0
Recall Mode		C-Min		None	C-Min					Max	Max	Max
Act Effct Green (s)		45.4		52.4	57.4						27.6	27.6
Actuated g/C Ratio		0.48		0.55	0.60						0.29	0.29
v/c Ratio		0.77		0.46	0.53						0.21	0.14
Control Delay		26.3		9.9	9.1						31.2	31.2
Queue Delay		0.6		0.0	0.0						0.0	0.0
Total Delay		26.9		9.9	9.2						31.2	31.2
LOS		C		A	A						C	C
Approach Delay		26.9			9.3						31.2	
Approach LOS		C			A						C	

Intersection Summary	
Area Type:	Other
Cycle Length: 95	
Actuated Cycle Length: 95	
Offset: 82 (86%), Referenced to phase 2:EBWB and 6:WBT, Start of Green	
Natural Cycle: 60	
Control Type: Actuated-Coordinated	
Maximum v/c Ratio: 0.77	
Intersection Signal Delay: 18.9	Intersection LOS: B
Intersection Capacity Utilization 62.4%	ICU Level of Service B
Analysis Period (min) 15	

Splits and Phases: 3: NC 56 & I-85 SB Ramp

Lane Group	EBL	EBT	EBR	WBL	WBT	WBR	NBL	NBT	NBR	SBL	SBT	SBR
Lane Configurations												
Volume (vph)	41	573	0	0	612	100	47	0	146	0	0	0
Ideal Flow (vphpl)	1900	1900	1900	1900	1900	1900	1900	1900	1900	1900	1900	1900
Grade (%)		-1%			1%			2%			0%	
Storage Length (ft)	175		0	0		125	0		125	0		0
Storage Lanes	1		0	0		0	1		1	0		0
Taper Length (ft)	175		25	25		100	100		100	25		25
Lane Util. Factor	1.00	1.00	1.00	1.00	1.00	1.00	1.00	1.00	1.00	1.00	1.00	1.00
Frt					0.981				0.850			
Flt Protected	0.950							0.950				
Satd. Flow (prot)	1728	1819	0	0	1766	0	0	1624	1454	0	0	0
Flt Permitted	0.239							0.950				
Satd. Flow (perm)	435	1819	0	0	1766	0	0	1624	1454	0	0	0
Right Turn on Red			No			No			No			No
Satd. Flow (RTOR)												
Link Speed (mph)		35			35			35			35	
Link Distance (ft)		693			299			551			453	
Travel Time (s)		13.5			5.8			10.7			8.8	
Peak Hour Factor	0.90	0.90	0.90	0.90	0.90	0.90	0.90	0.90	0.90	0.90	0.90	0.90
Heavy Vehicles (%)	5%	5%	5%	5%	5%	5%	10%	10%	10%	2%	2%	2%
Adj. Flow (vph)	46	637	0	0	680	111	52	0	162	0	0	0
Shared Lane Traffic (%)												
Lane Group Flow (vph)	46	637	0	0	791	0	0	52	162	0	0	0
Enter Blocked Intersection	No	No	No	No	No	No	No	No	No	No	No	No
Lane Alignment	Left	Left	Right	Left	Left	Right	Left	Left	Right	Left	Left	Right
Median Width(ft)		12			16			0			0	
Link Offset(ft)		0			2			-6			-24	
Crosswalk Width(ft)		30			16			16			16	
Two way Left Turn Lane												
Headway Factor	0.99	0.99	0.99	1.01	1.01	1.01	1.01	1.01	1.01	1.00	1.00	1.00
Turning Speed (mph)	15		9	15		9	15		9	15		9
Number of Detectors	1	2			2		1	2	1			
Detector Template	Left	Thru			Thru		Left	Thru	Right			
Leading Detector (ft)	20	100			100		20	100	20			
Trailing Detector (ft)	0	0			0		0	0	0			
Detector 1 Position(ft)	0	0			0		0	0	0			
Detector 1 Size(ft)	20	6			6		20	6	20			
Detector 1 Type	Cl+Ex	Cl+Ex			Cl+Ex		Cl+Ex	Cl+Ex	Cl+Ex			
Detector 1 Channel												
Detector 1 Extend (s)	0.0	0.0			0.0		0.0	0.0	0.0			
Detector 1 Queue (s)	0.0	0.0			0.0		0.0	0.0	0.0			
Detector 1 Delay (s)	0.0	0.0			0.0		0.0	0.0	0.0			
Detector 2 Position(ft)		94			94			94				
Detector 2 Size(ft)		6			6			6				
Detector 2 Type		Cl+Ex			Cl+Ex			Cl+Ex				
Detector 2 Channel												
Detector 2 Extend (s)		0.0			0.0			0.0				
Turn Type	D.P+P						Perm		Perm			
Protected Phases	5	2			6			8				

Lane Group	EBL	EBT	EBR	WBL	WBT	WBR	NBL	NBT	NBR	SBL	SBT	SBR
Permitted Phases	6						8		8			
Detector Phase	5	2			6		8	8	8			
Switch Phase												
Minimum Initial (s)	7.0	10.0			10.0		7.0	7.0	7.0			
Minimum Split (s)	11.4	20.9			20.8		20.9	20.9	20.9			
Total Split (s)	11.4	72.0	0.0	0.0	60.6	0.0	23.0	23.0	23.0	0.0	0.0	0.0
Total Split (%)	12.0%	75.8%	0.0%	0.0%	63.8%	0.0%	24.2%	24.2%	24.2%	0.0%	0.0%	0.0%
Maximum Green (s)	7.0	67.1			55.7		18.1	18.1	18.1			
Yellow Time (s)	3.0	3.9			3.9		3.7	3.7	3.7			
All-Red Time (s)	1.4	1.0			1.0		1.2	1.2	1.2			
Lost Time Adjust (s)	0.6	0.1	0.0	0.0	0.1	0.0	0.0	0.1	0.1	0.0	0.0	0.0
Total Lost Time (s)	5.0	5.0	4.0	4.0	5.0	4.0	4.9	5.0	5.0	4.0	4.0	4.0
Lead/Lag	Lead				Lag							
Lead-Lag Optimize?												
Vehicle Extension (s)	3.0	3.0			3.0		3.0	3.0	3.0			
Recall Mode	None	C-Min			C-Min		None	None	None			
Act Effct Green (s)	67.2	70.2			63.3			14.8	14.8			
Actuated g/C Ratio	0.71	0.74			0.67			0.16	0.16			
v/c Ratio	0.12	0.47			0.67			0.21	0.71			
Control Delay	3.5	6.2			11.4			35.4	55.1			
Queue Delay	0.0	0.0			0.0			0.0	0.0			
Total Delay	3.5	6.2			11.4			35.4	55.1			
LOS	A	A			B			D	E			
Approach Delay		6.0			11.4			50.3				
Approach LOS		A			B			D				

Intersection Summary	
Area Type:	Other
Cycle Length: 95	
Actuated Cycle Length: 95	
Offset: 88 (93%), Referenced to phase 2:EBT and 6:EBWB, Start of Green	
Natural Cycle: 75	
Control Type: Actuated-Coordinated	
Maximum v/c Ratio: 0.71	
Intersection Signal Delay: 14.2	Intersection LOS: B
Intersection Capacity Utilization 62.4%	ICU Level of Service B
Analysis Period (min) 15	

Splits and Phases: 4: NC 56 & I-85 NB Ramp

Lane Group	EBT	EBR	WBL	WBT	NBL	NBR
Lane Configurations						
Volume (vph)	386	106	99	382	172	122
Ideal Flow (vphpl)	1900	1900	1900	1900	1900	1900
Grade (%)	0%			-1%	-1%	
Storage Length (ft)		0	200		100	0
Storage Lanes		0	1		1	1
Taper Length (ft)		25	25		100	25
Lane Util. Factor	1.00	1.00	1.00	1.00	1.00	1.00
Frt	0.971					0.850
Flt Protected			0.950		0.950	
Satd. Flow (prot)	1740	0	1728	1819	1711	1531
Flt Permitted			0.418		0.950	
Satd. Flow (perm)	1740	0	760	1819	1711	1531
Right Turn on Red		No				No
Satd. Flow (RTOR)						
Link Speed (mph)	35			35	35	
Link Distance (ft)	309			378	270	
Travel Time (s)	6.0			7.4	5.3	
Peak Hour Factor	0.90	0.90	0.90	0.90	0.90	0.90
Heavy Vehicles (%)	6%	6%	5%	5%	6%	6%
Adj. Flow (vph)	429	118	110	424	191	136
Shared Lane Traffic (%)						
Lane Group Flow (vph)	547	0	110	424	191	136
Enter Blocked Intersection	No	No	No	No	No	No
Lane Alignment	Left	Right	Left	Left	Left	Right
Median Width(ft)	12			12	12	
Link Offset(ft)	0			0	-8	
Crosswalk Width(ft)	30			30	30	
Two way Left Turn Lane	Yes			Yes		
Headway Factor	1.00	1.00	0.99	0.99	0.99	0.99
Turning Speed (mph)		9	15		15	9
Number of Detectors	2		1	2	1	1
Detector Template	Thru		Left	Thru	Left	Right
Leading Detector (ft)	100		20	100	20	20
Trailing Detector (ft)	0		0	0	0	0
Detector 1 Position(ft)	0		0	0	0	0
Detector 1 Size(ft)	6		20	6	20	20
Detector 1 Type	Cl+Ex		Cl+Ex	Cl+Ex	Cl+Ex	Cl+Ex
Detector 1 Channel						
Detector 1 Extend (s)	0.0		0.0	0.0	0.0	0.0
Detector 1 Queue (s)	0.0		0.0	0.0	0.0	0.0
Detector 1 Delay (s)	0.0		0.0	0.0	0.0	0.0
Detector 2 Position(ft)	94			94		
Detector 2 Size(ft)	6			6		
Detector 2 Type	Cl+Ex			Cl+Ex		
Detector 2 Channel						
Detector 2 Extend (s)	0.0			0.0		
Turn Type			Perm			Perm
Protected Phases	2			6	8	

Lane Group	EBT	EBR	WBL	WBT	NBL	NBR
Permitted Phases			6			8
Detector Phase	2		6	6	8	8
Switch Phase						
Minimum Initial (s)	10.0		10.0	10.0	7.0	7.0
Minimum Split (s)	20.0		20.0	20.0	20.0	20.0
Total Split (s)	64.0	0.0	64.0	64.0	31.0	31.0
Total Split (%)	67.4%	0.0%	67.4%	67.4%	32.6%	32.6%
Maximum Green (s)	59.0		59.1	59.1	26.1	26.1
Yellow Time (s)	3.8		3.9	3.9	3.0	3.0
All-Red Time (s)	1.2		1.0	1.0	1.9	1.9
Lost Time Adjust (s)	0.0	0.0	0.1	0.1	0.1	0.1
Total Lost Time (s)	5.0	4.0	5.0	5.0	5.0	5.0
Lead/Lag						
Lead-Lag Optimize?						
Vehicle Extension (s)	3.0		3.0	3.0	3.0	3.0
Recall Mode	C-Min		C-Min	C-Min	None	None
Act Effct Green (s)	69.2		69.2	69.2	15.8	15.8
Actuated g/C Ratio	0.73		0.73	0.73	0.17	0.17
v/c Ratio	0.43		0.20	0.32	0.67	0.54
Control Delay	6.1		6.0	5.9	48.4	43.2
Queue Delay	0.0		0.0	0.0	0.0	0.0
Total Delay	6.1		6.0	5.9	48.4	43.2
LOS	A		A	A	D	D
Approach Delay	6.1			5.9	46.2	
Approach LOS	A			A	D	

Intersection Summary	
Area Type: Other	
Cycle Length: 95	
Actuated Cycle Length: 95	
Offset: 38 (40%), Referenced to phase 2:EBT and 6:WBTL, Start of Green	
Natural Cycle: 45	
Control Type: Actuated-Coordinated	
Maximum v/c Ratio: 0.67	
Intersection Signal Delay: 15.4	Intersection LOS: B
Intersection Capacity Utilization 57.1%	ICU Level of Service B
Analysis Period (min) 15	

Splits and Phases: 5: NC 56 & E Lyon Station Rd

Lane Group	EBL	EBT	EBR	WBL	WBT	WBR	NBL	NBT	NBR	SBL	SBT	SBR
Lane Configurations												
Volume (vph)	111	125	38	14	118	12	39	80	16	10	93	131
Ideal Flow (vphpl)	1900	1900	1900	1900	1900	1900	1900	1900	1900	1900	1900	1900
Grade (%)		3%			-4%			1%			-1%	
Storage Length (ft)	0		125	0		0	125		0	75		0
Storage Lanes	0		1	0		0	1		0	1		0
Taper Length (ft)	25		50	25		25	100		25	100		25
Lane Util. Factor	1.00	1.00	1.00	1.00	1.00	1.00	1.00	1.00	1.00	1.00	1.00	1.00
Frt			0.850		0.989			0.975			0.912	
Flt Protected		0.977			0.995		0.950			0.950		
Satd. Flow (prot)	0	1775	1544	0	1870	0	1710	1755	0	1695	1628	0
Flt Permitted		0.977			0.995		0.547			0.688		
Satd. Flow (perm)	0	1775	1544	0	1870	0	985	1755	0	1228	1628	0
Right Turn on Red			No			No			No			No
Satd. Flow (RTOR)												
Link Speed (mph)		35			35			35			35	
Link Distance (ft)		345			428			266			209	
Travel Time (s)		6.7			8.3			5.2			4.1	
Peak Hour Factor	0.90	0.90	0.90	0.90	0.90	0.90	0.90	0.90	0.90	0.90	0.90	0.90
Heavy Vehicles (%)	3%	3%	3%	2%	2%	2%	5%	5%	5%	7%	7%	7%
Adj. Flow (vph)	123	139	42	16	131	13	43	89	18	11	103	146
Shared Lane Traffic (%)												
Lane Group Flow (vph)	0	262	42	0	160	0	43	107	0	11	249	0
Enter Blocked Intersection	No	No	No	No	No	No	No	No	No	No	No	No
Lane Alignment	Left	Left	Right	Left	Left	Right	Left	Left	Right	Left	Left	Right
Median Width(ft)		0			0			12			12	
Link Offset(ft)		6			0			10			-10	
Crosswalk Width(ft)		0			30			16			30	
Two way Left Turn Lane												
Headway Factor	1.02	1.02	1.02	0.97	0.97	0.97	1.01	1.01	1.01	0.99	0.99	0.99
Turning Speed (mph)	15		9	15		9	15		9	15		9
Number of Detectors	1	2	1	1	2		1	2		1	2	
Detector Template	Left	Thru	Right	Left	Thru		Left	Thru		Left	Thru	
Leading Detector (ft)	20	100	20	20	100		20	100		20	100	
Trailing Detector (ft)	0	0	0	0	0		0	0		0	0	
Detector 1 Position(ft)	0	0	0	0	0		0	0		0	0	
Detector 1 Size(ft)	20	6	20	20	6		20	6		20	6	
Detector 1 Type	Cl+Ex	Cl+Ex	Cl+Ex	Cl+Ex	Cl+Ex		Cl+Ex	Cl+Ex		Cl+Ex	Cl+Ex	
Detector 1 Channel												
Detector 1 Extend (s)	0.0	0.0	0.0	0.0	0.0		0.0	0.0		0.0	0.0	
Detector 1 Queue (s)	0.0	0.0	0.0	0.0	0.0		0.0	0.0		0.0	0.0	
Detector 1 Delay (s)	0.0	0.0	0.0	0.0	0.0		0.0	0.0		0.0	0.0	
Detector 2 Position(ft)		94			94			94			94	
Detector 2 Size(ft)		6			6			6			6	
Detector 2 Type		Cl+Ex			Cl+Ex			Cl+Ex			Cl+Ex	
Detector 2 Channel												
Detector 2 Extend (s)		0.0			0.0			0.0			0.0	
Turn Type	Split		Perm	Split			Perm			Perm		
Protected Phases	3	3		4	4			2			6	

Lane Group	EBL	EBT	EBR	WBL	WBT	WBR	NBL	NBT	NBR	SBL	SBT	SBR
Permitted Phases			3				2			6		
Detector Phase	3	3	3	4	4		2	2		6	6	
Switch Phase												
Minimum Initial (s)	7.0	7.0	7.0	7.0	7.0		10.0	10.0		10.0	10.0	
Minimum Split (s)	20.0	20.0	20.0	20.0	20.0		20.0	20.0		20.0	20.0	
Total Split (s)	32.0	32.0	32.0	23.0	23.0	0.0	35.0	35.0	0.0	35.0	35.0	0.0
Total Split (%)	35.6%	35.6%	35.6%	25.6%	25.6%	0.0%	38.9%	38.9%	0.0%	38.9%	38.9%	0.0%
Maximum Green (s)	25.9	25.9	25.9	16.7	16.7		29.9	29.9		29.2	29.2	
Yellow Time (s)	3.7	3.7	3.7	4.1	4.1		3.8	3.8		3.9	3.9	
All-Red Time (s)	2.4	2.4	2.4	2.2	2.2		1.3	1.3		1.9	1.9	
Lost Time Adjust (s)	0.0	-1.1	-1.1	0.0	-1.3	-1.3	-0.1	-0.1	0.0	-0.8	-0.8	0.0
Total Lost Time (s)	6.1	5.0	5.0	6.3	5.0	2.7	5.0	5.0	4.0	5.0	5.0	4.0
Lead/Lag	Lead	Lead	Lead	Lag	Lag							
Lead-Lag Optimize?												
Vehicle Extension (s)	3.0	3.0	3.0	3.0	3.0		3.0	3.0		3.0	3.0	
Recall Mode	None	None	None	None	None		Min	Min		Min	Min	
Act Effct Green (s)		16.1	16.1		12.7		16.7	16.7		16.7	16.7	
Actuated g/C Ratio		0.28	0.28		0.22		0.29	0.29		0.29	0.29	
v/c Ratio		0.52	0.10		0.38		0.15	0.21		0.03	0.53	
Control Delay		24.5	19.5		26.3		20.4	20.1		18.9	24.7	
Queue Delay		0.0	0.0		0.0		0.0	0.0		0.0	0.0	
Total Delay		24.5	19.5		26.3		20.4	20.1		18.9	24.7	
LOS		C	B		C		C	C		B	C	
Approach Delay		23.8			26.3			20.2			24.5	
Approach LOS		C			C			C			C	

Intersection Summary	
Area Type: Other	
Cycle Length: 90	
Actuated Cycle Length: 57.3	
Natural Cycle: 60	
Control Type: Actuated-Uncoordinated	
Maximum v/c Ratio: 0.53	
Intersection Signal Delay: 23.8	Intersection LOS: C
Intersection Capacity Utilization 58.4%	ICU Level of Service B
Analysis Period (min) 15	

Splits and Phases: 6: NC 56 & US 15

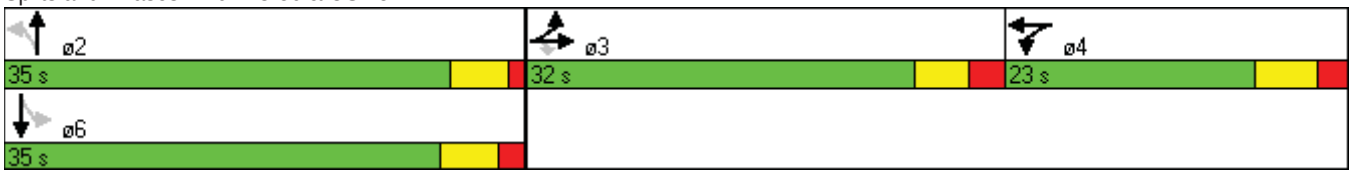

Lane Group	WBL	WBR	NBT	NBR	SBL	SBT
Lane Configurations						
Volume (vph)	173	31	45	156	19	57
Ideal Flow (vphpl)	1900	1900	1900	1900	1900	1900
Storage Length (ft)	0	100		0	0	
Storage Lanes	1	0		0	0	
Taper Length (ft)	25	100		25	25	
Lane Util. Factor	1.00	1.00	1.00	1.00	1.00	1.00
Frt	0.980		0.895			
Flt Protected	0.959					0.988
Satd. Flow (prot)	1594	0	1546	0	0	1661
Flt Permitted	0.959					0.988
Satd. Flow (perm)	1594	0	1546	0	0	1661
Link Speed (mph)	35		35			35
Link Distance (ft)	236		163			375
Travel Time (s)	4.6		3.2			7.3
Peak Hour Factor	0.90	0.90	0.90	0.90	0.90	0.90
Heavy Vehicles (%)	12%	12%	10%	10%	13%	13%
Adj. Flow (vph)	192	34	50	173	21	63
Shared Lane Traffic (%)						
Lane Group Flow (vph)	226	0	223	0	0	84
Enter Blocked Intersection	No	No	No	No	No	No
Lane Alignment	Left	Right	Left	Right	Left	Left
Median Width(ft)	40		0			0
Link Offset(ft)	30		-10			8
Crosswalk Width(ft)	16		16			16
Two way Left Turn Lane						
Headway Factor	1.00	1.00	1.00	1.00	1.00	1.00
Turning Speed (mph)	15	9		9	15	
Sign Control	Stop		Stop			Stop

Intersection Summary			
Area Type:	Other		
Control Type: Unsignalized			
Intersection Capacity Utilization 37.5%		ICU Level of Service A	
Analysis Period (min) 15			

Movement	WBL	WBR	NBT	NBR	SBL	SBT
Lane Configurations						
Sign Control	Stop		Stop			Stop
Volume (vph)	173	31	45	156	19	57
Peak Hour Factor	0.90	0.90	0.90	0.90	0.90	0.90
Hourly flow rate (vph)	192	34	50	173	21	63

Direction, Lane #	WB 1	NB 1	SB 1
Volume Total (vph)	227	223	84
Volume Left (vph)	192	0	21
Volume Right (vph)	34	173	0
Hadj (s)	0.28	-0.30	0.27
Departure Headway (s)	4.9	4.3	5.0
Degree Utilization, x	0.31	0.27	0.12
Capacity (veh/h)	694	793	670
Control Delay (s)	10.1	8.9	8.7
Approach Delay (s)	10.1	8.9	8.7
Approach LOS	B	A	A

Intersection Summary			
Delay	9.4		
HCM Level of Service	A		
Intersection Capacity Utilization	37.5%	ICU Level of Service	A
Analysis Period (min)	15		

Lane Group	EBL	EBT	EBR	WBL	WBT	WBR	NBL	NBT	NBR	SBL	SBT	SBR
Lane Configurations												
Volume (vph)	3	155	13	77	163	2	32	65	108	16	35	2
Ideal Flow (vphpl)	1900	1900	1900	1900	1900	1900	1900	1900	1900	1900	1900	1900
Grade (%)		4%			-6%			-6%			-6%	
Storage Length (ft)	0		0	125		0	100		0	100		0
Storage Lanes	0		0	1		0	1		0	1		0
Taper Length (ft)	25		25	75		25	100		25	100		25
Lane Util. Factor	1.00	1.00	1.00	1.00	1.00	1.00	1.00	1.00	1.00	1.00	1.00	1.00
Frt		0.990			0.998			0.906			0.993	
Flt Protected		0.999		0.950			0.950			0.950		
Satd. Flow (prot)	0	1601	0	1721	1808	0	1754	1673	0	1754	1833	0
Flt Permitted		0.995		0.540			0.730			0.637		
Satd. Flow (perm)	0	1595	0	979	1808	0	1348	1673	0	1176	1833	0
Right Turn on Red			No			No			No			No
Satd. Flow (RTOR)												
Link Speed (mph)		35			35			20			35	
Link Distance (ft)		414			540			277			415	
Travel Time (s)		8.1			10.5			9.4			8.1	
Peak Hour Factor	0.90	0.90	0.90	0.90	0.90	0.90	0.90	0.90	0.90	0.90	0.90	0.90
Heavy Vehicles (%)	15%	15%	15%	8%	8%	8%	6%	6%	6%	6%	6%	6%
Adj. Flow (vph)	3	172	14	86	181	2	36	72	120	18	39	2
Shared Lane Traffic (%)												
Lane Group Flow (vph)	0	189	0	86	183	0	36	192	0	18	41	0
Enter Blocked Intersection	No	No	No	No	No	No	No	No	No	No	No	No
Lane Alignment	Left	Left	Right	Left	Left	Right	Left	Left	Right	Left	Left	Right
Median Width(ft)		0			12			12			12	
Link Offset(ft)		0			4			18			-12	
Crosswalk Width(ft)		16			24			16			16	
Two way Left Turn Lane												
Headway Factor	1.03	1.03	1.03	0.96	0.96	0.96	0.96	0.96	0.96	0.96	0.96	0.96
Turning Speed (mph)	15		9	15		9	15		9	15		9
Number of Detectors	1	2		1	2		1	2		1	2	
Detector Template	Left	Thru		Left	Thru		Left	Thru		Left	Thru	
Leading Detector (ft)	20	100		20	100		20	100		20	100	
Trailing Detector (ft)	0	0		0	0		0	0		0	0	
Detector 1 Position(ft)	0	0		0	0		0	0		0	0	
Detector 1 Size(ft)	20	6		20	6		20	6		20	6	
Detector 1 Type	Cl+Ex	Cl+Ex		Cl+Ex	Cl+Ex		Cl+Ex	Cl+Ex		Cl+Ex	Cl+Ex	
Detector 1 Channel												
Detector 1 Extend (s)	0.0	0.0		0.0	0.0		0.0	0.0		0.0	0.0	
Detector 1 Queue (s)	0.0	0.0		0.0	0.0		0.0	0.0		0.0	0.0	
Detector 1 Delay (s)	0.0	0.0		0.0	0.0		0.0	0.0		0.0	0.0	
Detector 2 Position(ft)		94			94			94			94	
Detector 2 Size(ft)		6			6			6			6	
Detector 2 Type		Cl+Ex			Cl+Ex			Cl+Ex			Cl+Ex	
Detector 2 Channel												
Detector 2 Extend (s)		0.0			0.0			0.0			0.0	
Turn Type	Perm			pm+pt			Perm			Perm		
Protected Phases		2		1	6			8			4	

Lane Group	EBL	EBT	EBR	WBL	WBT	WBR	NBL	NBT	NBR	SBL	SBT	SBR
Permitted Phases	2			6			8			4		
Detector Phase	2	2		1	6		8	8		4	4	
Switch Phase												
Minimum Initial (s)	10.0	10.0		7.0	10.0		7.0	7.0		7.0	7.0	
Minimum Split (s)	22.1	22.1		12.9	20.0		20.0	20.0		20.0	20.0	
Total Split (s)	40.0	40.0	0.0	16.0	56.0	0.0	34.0	34.0	0.0	34.0	34.0	0.0
Total Split (%)	44.4%	44.4%	0.0%	17.8%	62.2%	0.0%	37.8%	37.8%	0.0%	37.8%	37.8%	0.0%
Maximum Green (s)	33.9	33.9		10.1	50.1		29.0	29.0		28.6	28.6	
Yellow Time (s)	3.6	3.6		3.1	4.3		3.1	3.1		4.3	4.3	
All-Red Time (s)	2.5	2.5		2.8	1.6		1.9	1.9		1.1	1.1	
Lost Time Adjust (s)	0.0	-1.1	0.0	-0.9	-0.9	0.0	0.0	0.0	0.0	-0.4	-0.4	0.0
Total Lost Time (s)	6.1	5.0	4.0	5.0	5.0	4.0	5.0	5.0	4.0	5.0	5.0	4.0
Lead/Lag	Lag	Lag		Lead								
Lead-Lag Optimize?												
Vehicle Extension (s)	3.0	3.0		3.0	3.0		3.0	3.0		3.0	3.0	
Recall Mode	Min	Min		None	Min		None	None		None	None	
Act Effct Green (s)		15.7		22.8	22.8		11.3	11.3		11.3	11.3	
Actuated g/C Ratio		0.35		0.51	0.51		0.25	0.25		0.25	0.25	
v/c Ratio		0.34		0.13	0.20		0.11	0.45		0.06	0.09	
Control Delay		16.2		6.5	6.8		15.7	19.2		15.4	15.1	
Queue Delay		0.0		0.0	0.0		0.0	0.0		0.0	0.0	
Total Delay		16.2		6.5	6.8		15.7	19.2		15.4	15.1	
LOS		B		A	A		B	B		B	B	
Approach Delay		16.2			6.7			18.7			15.2	
Approach LOS		B			A			B			B	

Intersection Summary	
Area Type: Other	
Cycle Length: 90	
Actuated Cycle Length: 44.7	
Natural Cycle: 55	
Control Type: Actuated-Uncoordinated	
Maximum v/c Ratio: 0.45	
Intersection Signal Delay: 13.5	Intersection LOS: B
Intersection Capacity Utilization 43.6%	ICU Level of Service A
Analysis Period (min) 15	

Splits and Phases: 8: NC 56 & N Main St



Lane Group	EBL	EBT	EBR	WBL	WBT	WBR	NBL	NBT	NBR	SBL	SBT	SBR
Lane Configurations												
Volume (vph)	20	227	3	8	199	16	3	6	10	12	9	34
Ideal Flow (vphpl)	1900	1900	1900	1900	1900	1900	1900	1900	1900	1900	1900	1900
Grade (%)		2%			-2%			-1%			-3%	
Storage Length (ft)	175		0	200		0	0		0	0		0
Storage Lanes	1		0	1		0	0		0	0		0
Taper Length (ft)	150		25	25		25	25		25	25		25
Lane Util. Factor	1.00	1.00	1.00	1.00	1.00	1.00	1.00	1.00	1.00	1.00	1.00	1.00
Frt		0.998			0.989			0.929			0.916	
Flt Protected	0.950			0.950				0.993			0.989	
Satd. Flow (prot)	1655	1738	0	1704	1774	0	0	1601	0	0	1713	0
Flt Permitted	0.498			0.601				0.937			0.920	
Satd. Flow (perm)	867	1738	0	1078	1774	0	0	1511	0	0	1593	0
Right Turn on Red			No			No			No			No
Satd. Flow (RTOR)												
Link Speed (mph)		35			35			55			35	
Link Distance (ft)		416			678			366			302	
Travel Time (s)		8.1			13.2			4.5			5.9	
Peak Hour Factor	0.90	0.90	0.90	0.90	0.90	0.90	0.90	0.90	0.90	0.90	0.90	0.90
Heavy Vehicles (%)	8%	8%	8%	7%	7%	7%	10%	10%	10%	2%	2%	2%
Adj. Flow (vph)	22	252	3	9	221	18	3	7	11	13	10	38
Shared Lane Traffic (%)												
Lane Group Flow (vph)	22	255	0	9	239	0	0	21	0	0	61	0
Enter Blocked Intersection	No	No	No	No	No	No	No	No	No	No	No	No
Lane Alignment	Left	Left	Right	Left	Left	Right	Left	Left	Right	Left	Left	Right
Median Width(ft)		12			12			0			0	
Link Offset(ft)		-6			6			8			4	
Crosswalk Width(ft)		16			0			16			16	
Two way Left Turn Lane					Yes							
Headway Factor	1.01	1.01	1.01	0.99	0.99	0.99	0.99	0.99	0.99	0.98	0.98	0.98
Turning Speed (mph)	15		9	15		9	15		9	15		9
Number of Detectors	1	2		1	2		1	2		1	2	
Detector Template	Left	Thru		Left	Thru		Left	Thru		Left	Thru	
Leading Detector (ft)	20	100		20	100		20	100		20	100	
Trailing Detector (ft)	0	0		0	0		0	0		0	0	
Detector 1 Position(ft)	0	0		0	0		0	0		0	0	
Detector 1 Size(ft)	20	6		20	6		20	6		20	6	
Detector 1 Type	Cl+Ex	Cl+Ex		Cl+Ex	Cl+Ex		Cl+Ex	Cl+Ex		Cl+Ex	Cl+Ex	
Detector 1 Channel												
Detector 1 Extend (s)	0.0	0.0		0.0	0.0		0.0	0.0		0.0	0.0	
Detector 1 Queue (s)	0.0	0.0		0.0	0.0		0.0	0.0		0.0	0.0	
Detector 1 Delay (s)	0.0	0.0		0.0	0.0		0.0	0.0		0.0	0.0	
Detector 2 Position(ft)		94			94			94			94	
Detector 2 Size(ft)		6			6			6			6	
Detector 2 Type		Cl+Ex			Cl+Ex			Cl+Ex			Cl+Ex	
Detector 2 Channel												
Detector 2 Extend (s)		0.0			0.0			0.0			0.0	
Turn Type	pm+pt			Perm			Perm			Perm		
Protected Phases	5	2			6			8			4	

Lane Group	EBL	EBT	EBR	WBL	WBT	WBR	NBL	NBT	NBR	SBL	SBT	SBR
Permitted Phases	2			6			8			4		
Detector Phase	5	2		6	6		8	8		4	4	
Switch Phase												
Minimum Initial (s)	7.0	12.0		12.0	12.0		7.0	7.0		7.0	7.0	
Minimum Split (s)	12.1	20.0		20.0	20.0		20.0	20.0		20.0	20.0	
Total Split (s)	17.0	62.0	0.0	45.0	45.0	0.0	28.0	28.0	0.0	28.0	28.0	0.0
Total Split (%)	18.9%	68.9%	0.0%	50.0%	50.0%	0.0%	31.1%	31.1%	0.0%	31.1%	31.1%	0.0%
Maximum Green (s)	11.9	56.5		39.2	39.2		21.7	21.7		22.4	22.4	
Yellow Time (s)	3.0	4.5		4.7	4.7		5.3	5.3		4.1	4.1	
All-Red Time (s)	2.1	1.0		1.1	1.1		1.0	1.0		1.5	1.5	
Lost Time Adjust (s)	-0.1	-0.5	0.0	-0.8	-0.8	0.0	0.0	-1.3	0.0	0.0	-1.6	0.0
Total Lost Time (s)	5.0	5.0	4.0	5.0	5.0	4.0	6.3	5.0	4.0	5.6	4.0	4.0
Lead/Lag	Lead			Lag	Lag							
Lead-Lag Optimize?												
Vehicle Extension (s)	3.0	3.0		3.0	3.0		3.0	3.0		3.0	3.0	
Recall Mode	None	Min		Min	Min		None	None		None	None	
Act Effct Green (s)	24.4	27.7		25.9	25.9			8.8			9.4	
Actuated g/C Ratio	0.71	0.80		0.75	0.75			0.25			0.27	
v/c Ratio	0.03	0.18		0.01	0.18			0.05			0.14	
Control Delay	4.2	3.9		8.0	6.9			12.5			12.1	
Queue Delay	0.0	0.0		0.0	0.0			0.0			0.0	
Total Delay	4.2	3.9		8.0	6.9			12.5			12.1	
LOS	A	A		A	A			B			B	
Approach Delay		3.9			6.9			12.5			12.1	
Approach LOS		A			A			B			B	

Intersection Summary	
Area Type: Other	
Cycle Length: 90	
Actuated Cycle Length: 34.6	
Natural Cycle: 55	
Control Type: Actuated-Uncoordinated	
Maximum v/c Ratio: 0.18	
Intersection Signal Delay: 6.3	Intersection LOS: A
Intersection Capacity Utilization 30.8%	ICU Level of Service A
Analysis Period (min) 15	

Splits and Phases: 9: NC 56 & Crescent Dr

Existing (2014) PM

Lane Group	EBL	EBT	WBT	WBR	SBL	SBR
Lane Configurations						
Volume (vph)	9	447	215	137	186	10
Ideal Flow (vphpl)	1900	1900	1900	1900	1900	1900
Grade (%)		3%	-3%		-2%	
Storage Length (ft)	150			125	150	0
Storage Lanes	1			1	1	1
Taper Length (ft)	250			125	100	25
Lane Util. Factor	1.00	1.00	1.00	1.00	1.00	1.00
Frt				0.850		0.850
Flt Protected	0.950				0.950	
Satd. Flow (prot)	1726	1817	1837	1561	1787	1599
Flt Permitted	0.610				0.950	
Satd. Flow (perm)	1108	1817	1837	1561	1787	1599
Right Turn on Red				No		No
Satd. Flow (RTOR)						
Link Speed (mph)		25	25		25	
Link Distance (ft)		414	345		306	
Travel Time (s)		11.3	9.4		8.3	
Peak Hour Factor	0.90	0.90	0.90	0.90	0.90	0.90
Heavy Vehicles (%)	3%	3%	5%	5%	2%	2%
Adj. Flow (vph)	10	497	239	152	207	11
Shared Lane Traffic (%)						
Lane Group Flow (vph)	10	497	239	152	207	11
Enter Blocked Intersection	No	No	No	No	No	No
Lane Alignment	Left	Left	Left	Right	Left	Right
Median Width(ft)		12	12		12	
Link Offset(ft)		8	-8		0	
Crosswalk Width(ft)		30	30		8	
Two way Left Turn Lane						
Headway Factor	1.02	1.02	0.98	0.98	0.99	0.99
Turning Speed (mph)	15			9	15	9
Number of Detectors	1	2	2	1	1	1
Detector Template	Left	Thru	Thru	Right	Left	Right
Leading Detector (ft)	20	100	100	20	20	20
Trailing Detector (ft)	0	0	0	0	0	0
Detector 1 Position(ft)	0	0	0	0	0	0
Detector 1 Size(ft)	20	6	6	20	20	20
Detector 1 Type	Cl+Ex	Cl+Ex	Cl+Ex	Cl+Ex	Cl+Ex	Cl+Ex
Detector 1 Channel						
Detector 1 Extend (s)	0.0	0.0	0.0	0.0	0.0	0.0
Detector 1 Queue (s)	0.0	0.0	0.0	0.0	0.0	0.0
Detector 1 Delay (s)	0.0	0.0	0.0	0.0	0.0	0.0
Detector 2 Position(ft)		94	94			
Detector 2 Size(ft)		6	6			
Detector 2 Type		Cl+Ex	Cl+Ex			
Detector 2 Channel						
Detector 2 Extend (s)		0.0	0.0			
Turn Type	D.Pm			pm+ov		Perm
Protected Phases		2	6	4	4	

Lane Group	EBL	EBT	WBT	WBR	SBL	SBR
Permitted Phases	6			6		4
Detector Phase	6	2	6	4	4	4
Switch Phase						
Minimum Initial (s)	10.0	10.0	10.0	7.0	7.0	7.0
Minimum Split (s)	23.0	23.0	23.0	23.0	23.0	23.0
Total Split (s)	35.0	35.0	35.0	25.0	25.0	25.0
Total Split (%)	58.3%	58.3%	58.3%	41.7%	41.7%	41.7%
Maximum Green (s)	29.6	29.6	29.6	19.7	19.7	19.7
Yellow Time (s)	3.3	3.3	3.3	3.0	3.0	3.0
All-Red Time (s)	2.1	2.1	2.1	2.3	2.3	2.3
Lost Time Adjust (s)	-0.4	-0.4	-0.4	-0.3	-0.3	-0.3
Total Lost Time (s)	5.0	5.0	5.0	5.0	5.0	5.0
Lead/Lag						
Lead-Lag Optimize?						
Vehicle Extension (s)	3.0	3.0	3.0	3.0	3.0	3.0
Recall Mode	Min	Min	Min	None	None	None
Act Effct Green (s)	19.3	19.3	19.3	40.3	10.7	10.7
Actuated g/C Ratio	0.48	0.48	0.48	1.00	0.27	0.27
v/c Ratio	0.02	0.57	0.27	0.10	0.44	0.03
Control Delay	6.3	11.1	7.7	0.1	16.1	12.4
Queue Delay	0.0	0.0	0.0	0.0	0.0	0.0
Total Delay	6.3	11.1	7.7	0.1	16.1	12.4
LOS	A	B	A	A	B	B
Approach Delay		11.0	4.8		15.9	
Approach LOS		B	A		B	

Intersection Summary	
Area Type: Other	
Cycle Length: 60	
Actuated Cycle Length: 40.3	
Natural Cycle: 50	
Control Type: Actuated-Uncoordinated	
Maximum v/c Ratio: 0.57	
Intersection Signal Delay: 9.8	Intersection LOS: A
Intersection Capacity Utilization 42.2%	ICU Level of Service A
Analysis Period (min) 15	

Splits and Phases: 1: NC 56 & S 33rd St

Lane Group	EBL	EBT	WBT	WBR	SBL	SBR
Lane Configurations						
Volume (vph)	75	558	339	392	173	45
Ideal Flow (vphpl)	1900	1900	1900	1900	1900	1900
Grade (%)		-1%	2%		2%	
Storage Length (ft)	300			0	150	0
Storage Lanes	1			1	1	1
Taper Length (ft)	100			100	50	25
Lane Util. Factor	1.00	1.00	1.00	1.00	1.00	1.00
Frt				0.850		0.850
Flt Protected	0.950				0.950	
Satd. Flow (prot)	1778	1872	1844	1567	1702	1523
Flt Permitted	0.950				0.950	
Satd. Flow (perm)	1778	1872	1844	1567	1702	1523
Right Turn on Red				No		No
Satd. Flow (RTOR)						
Link Speed (mph)		35	35		45	
Link Distance (ft)		496	300		388	
Travel Time (s)		9.7	5.8		5.9	
Peak Hour Factor	0.90	0.90	0.90	0.90	0.90	0.90
Heavy Vehicles (%)	2%	2%	2%	2%	5%	5%
Adj. Flow (vph)	83	620	377	436	192	50
Shared Lane Traffic (%)						
Lane Group Flow (vph)	83	620	377	436	192	50
Enter Blocked Intersection	No	No	No	No	No	No
Lane Alignment	Left	Left	Left	Right	Left	Right
Median Width(ft)		12	12		12	
Link Offset(ft)		8	-14		8	
Crosswalk Width(ft)		20	30		26	
Two way Left Turn Lane						
Headway Factor	0.99	0.99	1.01	1.01	1.01	1.01
Turning Speed (mph)	15			9	15	9
Number of Detectors	1	2	2	1	1	1
Detector Template	Left	Thru	Thru	Right	Left	Right
Leading Detector (ft)	20	100	100	20	20	20
Trailing Detector (ft)	0	0	0	0	0	0
Detector 1 Position(ft)	0	0	0	0	0	0
Detector 1 Size(ft)	20	6	6	20	20	20
Detector 1 Type	Cl+Ex	Cl+Ex	Cl+Ex	Cl+Ex	Cl+Ex	Cl+Ex
Detector 1 Channel						
Detector 1 Extend (s)	0.0	0.0	0.0	0.0	0.0	0.0
Detector 1 Queue (s)	0.0	0.0	0.0	0.0	0.0	0.0
Detector 1 Delay (s)	0.0	0.0	0.0	0.0	0.0	0.0
Detector 2 Position(ft)		94	94			
Detector 2 Size(ft)		6	6			
Detector 2 Type		Cl+Ex	Cl+Ex			
Detector 2 Channel						
Detector 2 Extend (s)		0.0	0.0			
Turn Type	Prot			pm+ov		pm+ov
Protected Phases	5	2	6	4	4	5

Lane Group	EBL	EBT	WBT	WBR	SBL	SBR
Permitted Phases				6		4
Detector Phase	5	2	6	4	4	5
Switch Phase						
Minimum Initial (s)	7.0	10.0	10.0	7.0	7.0	7.0
Minimum Split (s)	14.0	23.0	23.0	23.0	23.0	14.0
Total Split (s)	19.0	71.0	52.0	34.0	34.0	19.0
Total Split (%)	18.1%	67.6%	49.5%	32.4%	32.4%	18.1%
Maximum Green (s)	13.9	66.0	46.4	28.6	28.6	13.9
Yellow Time (s)	3.0	3.7	4.0	3.0	3.0	3.0
All-Red Time (s)	2.1	1.3	1.6	2.4	2.4	2.1
Lost Time Adjust (s)	-0.1	0.0	-0.6	-0.4	-0.4	-0.1
Total Lost Time (s)	5.0	5.0	5.0	5.0	5.0	5.0
Lead/Lag	Lead		Lag			Lead
Lead-Lag Optimize?						
Vehicle Extension (s)	3.0	3.0	3.0	3.0	3.0	3.0
Recall Mode	None	C-Min	C-Min	None	None	None
Act Effct Green (s)	10.4	76.3	63.3	88.0	18.7	34.2
Actuated g/C Ratio	0.10	0.73	0.60	0.84	0.18	0.33
v/c Ratio	0.47	0.46	0.34	0.33	0.63	0.10
Control Delay	52.7	7.7	15.7	2.5	49.0	22.7
Queue Delay	0.0	0.0	1.3	0.4	4.1	0.0
Total Delay	52.7	7.8	17.0	2.8	53.2	22.7
LOS	D	A	B	A	D	C
Approach Delay		13.1	9.4		46.9	
Approach LOS		B	A		D	

Intersection Summary	
Area Type: Other	
Cycle Length: 105	
Actuated Cycle Length: 105	
Offset: 75 (71%), Referenced to phase 2:EBT and 6:WBT, Start of Green	
Natural Cycle: 60	
Control Type: Actuated-Coordinated	
Maximum v/c Ratio: 0.63	
Intersection Signal Delay: 16.0	Intersection LOS: B
Intersection Capacity Utilization 47.3%	ICU Level of Service A
Analysis Period (min) 15	

Splits and Phases: 2: NC 56 & W Lyon Station Rd

Lane Group	EBL	EBT	EBR	WBL	WBT	WBR	NBL	NBT	NBR	SBL	SBT	SBR
Lane Configurations												
Volume (vph)	0	622	109	147	633	0	0	0	0	117	0	98
Ideal Flow (vphpl)	1900	1900	1900	1900	1900	1900	1900	1900	1900	1900	1900	1900
Grade (%)		2%			-1%			0%			4%	
Storage Length (ft)	0		0	200		0	0		0	0		150
Storage Lanes	0		1	1		0	0		0	0		1
Taper Length (ft)	25		25	200		25	25		25	25		100
Lane Util. Factor	1.00	1.00	1.00	1.00	1.00	1.00	1.00	1.00	1.00	1.00	1.00	1.00
Frt		0.980										0.850
Flt Protected				0.950							0.950	
Satd. Flow (prot)	0	1807	0	1761	1854	0	0	0	0	0	1717	1537
Flt Permitted				0.156							0.950	
Satd. Flow (perm)	0	1807	0	289	1854	0	0	0	0	0	1717	1537
Right Turn on Red			No			No			No			No
Satd. Flow (RTOR)												
Link Speed (mph)		35			35			35			35	
Link Distance (ft)		300			693			369			674	
Travel Time (s)		5.8			13.5			7.2			13.1	
Peak Hour Factor	0.90	0.90	0.90	0.90	0.90	0.90	0.90	0.90	0.90	0.90	0.90	0.90
Heavy Vehicles (%)	2%	2%	2%	3%	3%	3%	2%	2%	2%	3%	3%	3%
Adj. Flow (vph)	0	691	121	163	703	0	0	0	0	130	0	109
Shared Lane Traffic (%)												
Lane Group Flow (vph)	0	812	0	163	703	0	0	0	0	0	130	109
Enter Blocked Intersection	No	No	No	No	No	No	No	No	No	No	No	No
Lane Alignment	Left	Left	Right	Left	Left	Right	Left	Left	Right	Left	Left	Right
Median Width(ft)		12			12			0			0	
Link Offset(ft)		6			6			-24			-14	
Crosswalk Width(ft)		16			30			16			16	
Two way Left Turn Lane												
Headway Factor	1.01	1.01	1.01	0.99	0.99	0.99	1.00	1.00	1.00	1.03	1.03	1.03
Turning Speed (mph)	15		9	15		9	15		9	15		9
Number of Detectors		2		1	2					1	2	1
Detector Template		Thru		Left	Thru					Left	Thru	Right
Leading Detector (ft)		100		20	100					20	100	20
Trailing Detector (ft)		0		0	0					0	0	0
Detector 1 Position(ft)		0		0	0					0	0	0
Detector 1 Size(ft)		6		20	6					20	6	20
Detector 1 Type		Cl+Ex		Cl+Ex	Cl+Ex					Cl+Ex	Cl+Ex	Cl+Ex
Detector 1 Channel												
Detector 1 Extend (s)		0.0		0.0	0.0					0.0	0.0	0.0
Detector 1 Queue (s)		0.0		0.0	0.0					0.0	0.0	0.0
Detector 1 Delay (s)		0.0		0.0	0.0					0.0	0.0	0.0
Detector 2 Position(ft)		94			94						94	
Detector 2 Size(ft)		6			6						6	
Detector 2 Type		Cl+Ex			Cl+Ex						Cl+Ex	
Detector 2 Channel												
Detector 2 Extend (s)		0.0			0.0						0.0	
Turn Type				D.P+P						Perm		Perm
Protected Phases		2		1	6						4	

Lane Group	EBL	EBT	EBR	WBL	WBT	WBR	NBL	NBT	NBR	SBL	SBT	SBR
Permitted Phases				2						4		4
Detector Phase		2		1	6					4	4	4
Switch Phase												
Minimum Initial (s)		10.0		7.0	10.0					7.0	7.0	7.0
Minimum Split (s)		20.0		11.8	20.0					20.0	20.0	20.0
Total Split (s)	0.0	70.2	0.0	14.8	85.0	0.0	0.0	0.0	0.0	20.0	20.0	20.0
Total Split (%)	0.0%	66.9%	0.0%	14.1%	81.0%	0.0%	0.0%	0.0%	0.0%	19.0%	19.0%	19.0%
Maximum Green (s)		65.3		10.0	80.1					14.6	14.6	14.6
Yellow Time (s)		3.9		3.0	3.9					3.6	3.6	3.6
All-Red Time (s)		1.0		1.8	1.0					1.8	1.8	1.8
Lost Time Adjust (s)	0.0	0.1	0.0	0.2	0.1	0.0	0.0	0.0	0.0	0.0	-0.4	-0.4
Total Lost Time (s)	4.0	5.0	4.0	5.0	5.0	4.0	4.0	4.0	4.0	5.4	5.0	5.0
Lead/Lag		Lag		Lead								
Lead-Lag Optimize?												
Vehicle Extension (s)		3.0		3.0	3.0					3.0	3.0	3.0
Recall Mode		C-Min		None	C-Min					Max	Max	Max
Act Effct Green (s)		58.7		67.0	72.0						23.0	23.0
Actuated g/C Ratio		0.56		0.64	0.69						0.22	0.22
v/c Ratio		0.80		0.54	0.55						0.35	0.32
Control Delay		19.8		12.2	9.9						41.0	41.1
Queue Delay		1.2		0.0	0.2						0.0	0.0
Total Delay		21.0		12.2	10.1						41.0	41.1
LOS		C		B	B						D	D
Approach Delay		21.0			10.5						41.1	
Approach LOS		C			B						D	

Intersection Summary	
Area Type:	Other
Cycle Length: 105	
Actuated Cycle Length: 105	
Offset: 2 (2%), Referenced to phase 2:EBWB and 6:WBT, Start of Green	
Natural Cycle: 70	
Control Type: Actuated-Coordinated	
Maximum v/c Ratio: 0.80	
Intersection Signal Delay: 18.8	Intersection LOS: B
Intersection Capacity Utilization 72.8%	ICU Level of Service C
Analysis Period (min) 15	

Splits and Phases: 3: NC 56 & I-85 SB Ramp

Lane Group	EBL	EBT	EBR	WBL	WBT	WBR	NBL	NBT	NBR	SBL	SBT	SBR
Lane Configurations												
Volume (vph)	150	589	0	0	629	173	151	0	260	0	0	0
Ideal Flow (vphpl)	1900	1900	1900	1900	1900	1900	1900	1900	1900	1900	1900	1900
Grade (%)		-1%			1%			2%			0%	
Storage Length (ft)	175		0	0		125	0		125	0		0
Storage Lanes	1		0	0		0	1		1	0		0
Taper Length (ft)	175		25	25		100	100		100	25		25
Lane Util. Factor	1.00	1.00	1.00	1.00	1.00	1.00	1.00	1.00	1.00	1.00	1.00	1.00
Frt					0.971				0.850			
Flt Protected	0.950							0.950				
Satd. Flow (prot)	1778	1872	0	0	1782	0	0	1718	1537	0	0	0
Flt Permitted	0.123							0.950				
Satd. Flow (perm)	230	1872	0	0	1782	0	0	1718	1537	0	0	0
Right Turn on Red			No			No			No			No
Satd. Flow (RTOR)												
Link Speed (mph)		35			35			35			35	
Link Distance (ft)		693			299			551			453	
Travel Time (s)		13.5			5.8			10.7			8.8	
Peak Hour Factor	0.90	0.90	0.90	0.90	0.90	0.90	0.90	0.90	0.90	0.90	0.90	0.90
Heavy Vehicles (%)	2%	2%	2%	3%	3%	3%	4%	4%	4%	2%	2%	2%
Adj. Flow (vph)	167	654	0	0	699	192	168	0	289	0	0	0
Shared Lane Traffic (%)												
Lane Group Flow (vph)	167	654	0	0	891	0	0	168	289	0	0	0
Enter Blocked Intersection	No	No	No	No	No	No	No	No	No	No	No	No
Lane Alignment	Left	Left	Right	Left	Left	Right	Left	Left	Right	Left	Left	Right
Median Width(ft)		12			16			0			0	
Link Offset(ft)		0			2			-6			-24	
Crosswalk Width(ft)		30			16			16			16	
Two way Left Turn Lane												
Headway Factor	0.99	0.99	0.99	1.01	1.01	1.01	1.01	1.01	1.01	1.00	1.00	1.00
Turning Speed (mph)	15		9	15		9	15		9	15		9
Number of Detectors	1	2			2		1	2	1			
Detector Template	Left	Thru			Thru		Left	Thru	Right			
Leading Detector (ft)	20	100			100		20	100	20			
Trailing Detector (ft)	0	0			0		0	0	0			
Detector 1 Position(ft)	0	0			0		0	0	0			
Detector 1 Size(ft)	20	6			6		20	6	20			
Detector 1 Type	Cl+Ex	Cl+Ex			Cl+Ex		Cl+Ex	Cl+Ex	Cl+Ex			
Detector 1 Channel												
Detector 1 Extend (s)	0.0	0.0			0.0		0.0	0.0	0.0			
Detector 1 Queue (s)	0.0	0.0			0.0		0.0	0.0	0.0			
Detector 1 Delay (s)	0.0	0.0			0.0		0.0	0.0	0.0			
Detector 2 Position(ft)		94			94			94				
Detector 2 Size(ft)		6			6			6				
Detector 2 Type		Cl+Ex			Cl+Ex			Cl+Ex				
Detector 2 Channel												
Detector 2 Extend (s)		0.0			0.0			0.0				
Turn Type	D.P+P						Perm		Perm			
Protected Phases	5	2			6			8				

Lane Group	EBL	EBT	EBR	WBL	WBT	WBR	NBL	NBT	NBR	SBL	SBT	SBR
Permitted Phases	6						8		8			
Detector Phase	5	2			6		8	8	8			
Switch Phase												
Minimum Initial (s)	7.0	10.0			10.0		7.0	7.0	7.0			
Minimum Split (s)	11.4	20.9			20.8		20.9	20.9	20.9			
Total Split (s)	12.0	77.0	0.0	0.0	65.0	0.0	28.0	28.0	28.0	0.0	0.0	0.0
Total Split (%)	11.4%	73.3%	0.0%	0.0%	61.9%	0.0%	26.7%	26.7%	26.7%	0.0%	0.0%	0.0%
Maximum Green (s)	7.6	72.1			60.1		23.1	23.1	23.1			
Yellow Time (s)	3.0	3.9			3.9		3.7	3.7	3.7			
All-Red Time (s)	1.4	1.0			1.0		1.2	1.2	1.2			
Lost Time Adjust (s)	0.6	0.1	0.0	0.0	0.1	0.0	0.0	0.1	0.1	0.0	0.0	0.0
Total Lost Time (s)	5.0	5.0	4.0	4.0	5.0	4.0	4.9	5.0	5.0	4.0	4.0	4.0
Lead/Lag	Lead				Lag							
Lead-Lag Optimize?												
Vehicle Extension (s)	3.0	3.0			3.0		3.0	3.0	3.0			
Recall Mode	None	C-Min			C-Min		None	None	None			
Act Effct Green (s)	68.0	73.0			61.0			22.0	22.0			
Actuated g/C Ratio	0.65	0.70			0.58			0.21	0.21			
v/c Ratio	0.66	0.50			0.86			0.47	0.90			
Control Delay	25.6	6.1			24.1			40.8	70.8			
Queue Delay	0.0	0.2			0.0			0.0	0.0			
Total Delay	25.6	6.3			24.1			40.8	70.8			
LOS	C	A			C			D	E			
Approach Delay		10.2			24.1			59.8				
Approach LOS		B			C			E				

Intersection Summary	
Area Type:	Other
Cycle Length: 105	
Actuated Cycle Length: 105	
Offset: 11 (10%), Referenced to phase 2:EBT and 6:EBWB, Start of Green	
Natural Cycle: 90	
Control Type: Actuated-Coordinated	
Maximum v/c Ratio: 0.90	
Intersection Signal Delay: 26.4	Intersection LOS: C
Intersection Capacity Utilization 72.8%	ICU Level of Service C
Analysis Period (min) 15	

Splits and Phases: 4: NC 56 & I-85 NB Ramp

Lane Group	EBT	EBR	WBL	WBT	NBL	NBR
Lane Configurations						
Volume (vph)	536	95	74	419	283	141
Ideal Flow (vphpl)	1900	1900	1900	1900	1900	1900
Grade (%)	0%			-1%	-1%	
Storage Length (ft)		0	200		100	0
Storage Lanes		0	1		1	1
Taper Length (ft)		25	25		100	25
Lane Util. Factor	1.00	1.00	1.00	1.00	1.00	1.00
Frt	0.980					0.850
Flt Protected			0.950		0.950	
Satd. Flow (prot)	1808	0	1761	1854	1778	1591
Flt Permitted			0.306		0.950	
Satd. Flow (perm)	1808	0	567	1854	1778	1591
Right Turn on Red		No				No
Satd. Flow (RTOR)						
Link Speed (mph)	35			35	35	
Link Distance (ft)	309			378	270	
Travel Time (s)	6.0			7.4	5.3	
Peak Hour Factor	0.90	0.90	0.90	0.90	0.90	0.90
Heavy Vehicles (%)	3%	3%	3%	3%	2%	2%
Adj. Flow (vph)	596	106	82	466	314	157
Shared Lane Traffic (%)						
Lane Group Flow (vph)	702	0	82	466	314	157
Enter Blocked Intersection	No	No	No	No	No	No
Lane Alignment	Left	Right	Left	Left	Left	Right
Median Width(ft)	12			12	12	
Link Offset(ft)	0			0	-8	
Crosswalk Width(ft)	30			30	30	
Two way Left Turn Lane	Yes			Yes		
Headway Factor	1.00	1.00	0.99	0.99	0.99	0.99
Turning Speed (mph)		9	15		15	9
Number of Detectors	2		1	2	1	1
Detector Template	Thru		Left	Thru	Left	Right
Leading Detector (ft)	100		20	100	20	20
Trailing Detector (ft)	0		0	0	0	0
Detector 1 Position(ft)	0		0	0	0	0
Detector 1 Size(ft)	6		20	6	20	20
Detector 1 Type	Cl+Ex		Cl+Ex	Cl+Ex	Cl+Ex	Cl+Ex
Detector 1 Channel						
Detector 1 Extend (s)	0.0		0.0	0.0	0.0	0.0
Detector 1 Queue (s)	0.0		0.0	0.0	0.0	0.0
Detector 1 Delay (s)	0.0		0.0	0.0	0.0	0.0
Detector 2 Position(ft)	94			94		
Detector 2 Size(ft)	6			6		
Detector 2 Type	Cl+Ex			Cl+Ex		
Detector 2 Channel						
Detector 2 Extend (s)	0.0			0.0		
Turn Type			Perm			Perm
Protected Phases	2			6	8	

Lane Group	EBT	EBR	WBL	WBT	NBL	NBR
Permitted Phases			6			8
Detector Phase	2		6	6	8	8
Switch Phase						
Minimum Initial (s)	10.0		10.0	10.0	7.0	7.0
Minimum Split (s)	20.0		20.0	20.0	20.0	20.0
Total Split (s)	68.0	0.0	68.0	68.0	37.0	37.0
Total Split (%)	64.8%	0.0%	64.8%	64.8%	35.2%	35.2%
Maximum Green (s)	63.0		63.1	63.1	32.1	32.1
Yellow Time (s)	3.8		3.9	3.9	3.0	3.0
All-Red Time (s)	1.2		1.0	1.0	1.9	1.9
Lost Time Adjust (s)	0.0	0.0	0.1	0.1	0.1	0.1
Total Lost Time (s)	5.0	4.0	5.0	5.0	5.0	5.0
Lead/Lag						
Lead-Lag Optimize?						
Vehicle Extension (s)	3.0		3.0	3.0	3.0	3.0
Recall Mode	C-Min		C-Min	C-Min	None	None
Act Effct Green (s)	71.3		71.3	71.3	23.7	23.7
Actuated g/C Ratio	0.68		0.68	0.68	0.23	0.23
v/c Ratio	0.57		0.21	0.37	0.78	0.44
Control Delay	12.6		9.4	9.1	51.7	37.6
Queue Delay	0.0		0.0	0.0	0.0	0.0
Total Delay	12.6		9.4	9.1	51.7	37.6
LOS	B		A	A	D	D
Approach Delay	12.6			9.2	47.0	
Approach LOS	B			A	D	

Intersection Summary	
Area Type: Other	
Cycle Length: 105	
Actuated Cycle Length: 105	
Offset: 72 (69%), Referenced to phase 2:EBT and 6:WBTL, Start of Green	
Natural Cycle: 55	
Control Type: Actuated-Coordinated	
Maximum v/c Ratio: 0.78	
Intersection Signal Delay: 20.9	Intersection LOS: C
Intersection Capacity Utilization 70.5%	ICU Level of Service C
Analysis Period (min) 15	

Splits and Phases: 5: NC 56 & E Lyon Station Rd

Lane Group	EBL	EBT	EBR	WBL	WBT	WBR	NBL	NBT	NBR	SBL	SBT	SBR
Lane Configurations												
Volume (vph)	297	183	35	11	208	16	48	351	9	7	144	150
Ideal Flow (vphpl)	1900	1900	1900	1900	1900	1900	1900	1900	1900	1900	1900	1900
Grade (%)		3%			-4%			1%			-1%	
Storage Length (ft)	0		125	0		0	125		0	75		0
Storage Lanes	0		1	0		0	1		0	1		0
Taper Length (ft)	25		50	25		25	100		25	100		25
Lane Util. Factor	1.00	1.00	1.00	1.00	1.00	1.00	1.00	1.00	1.00	1.00	1.00	1.00
Frt			0.850		0.991			0.996			0.923	
Flt Protected		0.970			0.998		0.950			0.950		
Satd. Flow (prot)	0	1780	1560	0	1879	0	1761	1846	0	1761	1711	0
Flt Permitted		0.970			0.998		0.358			0.245		
Satd. Flow (perm)	0	1780	1560	0	1879	0	664	1846	0	454	1711	0
Right Turn on Red			No			No			No			No
Satd. Flow (RTOR)												
Link Speed (mph)		35			35			35			35	
Link Distance (ft)		345			428			266			209	
Travel Time (s)		6.7			8.3			5.2			4.1	
Peak Hour Factor	0.90	0.90	0.90	0.90	0.90	0.90	0.90	0.90	0.90	0.90	0.90	0.90
Heavy Vehicles (%)	2%	2%	2%	2%	2%	2%	2%	2%	2%	3%	3%	3%
Adj. Flow (vph)	330	203	39	12	231	18	53	390	10	8	160	167
Shared Lane Traffic (%)												
Lane Group Flow (vph)	0	533	39	0	261	0	53	400	0	8	327	0
Enter Blocked Intersection	No	No	No	No	No	No	No	No	No	No	No	No
Lane Alignment	Left	Left	Right	Left	Left	Right	Left	Left	Right	Left	Left	Right
Median Width(ft)		0			0			12			12	
Link Offset(ft)		6			0			10			-10	
Crosswalk Width(ft)		0			30			16			30	
Two way Left Turn Lane												
Headway Factor	1.02	1.02	1.02	0.97	0.97	0.97	1.01	1.01	1.01	0.99	0.99	0.99
Turning Speed (mph)	15		9	15		9	15		9	15		9
Number of Detectors	1	2	1	1	2		1	2		1	2	
Detector Template	Left	Thru	Right	Left	Thru		Left	Thru		Left	Thru	
Leading Detector (ft)	20	100	20	20	100		20	100		20	100	
Trailing Detector (ft)	0	0	0	0	0		0	0		0	0	
Detector 1 Position(ft)	0	0	0	0	0		0	0		0	0	
Detector 1 Size(ft)	20	6	20	20	6		20	6		20	6	
Detector 1 Type	Cl+Ex	Cl+Ex	Cl+Ex	Cl+Ex	Cl+Ex		Cl+Ex	Cl+Ex		Cl+Ex	Cl+Ex	
Detector 1 Channel												
Detector 1 Extend (s)	0.0	0.0	0.0	0.0	0.0		0.0	0.0		0.0	0.0	
Detector 1 Queue (s)	0.0	0.0	0.0	0.0	0.0		0.0	0.0		0.0	0.0	
Detector 1 Delay (s)	0.0	0.0	0.0	0.0	0.0		0.0	0.0		0.0	0.0	
Detector 2 Position(ft)		94			94			94			94	
Detector 2 Size(ft)		6			6			6			6	
Detector 2 Type		Cl+Ex			Cl+Ex			Cl+Ex			Cl+Ex	
Detector 2 Channel												
Detector 2 Extend (s)		0.0			0.0			0.0			0.0	
Turn Type	Split		Perm	Split			Perm			Perm		
Protected Phases	3	3		4	4			2			6	

Lane Group	EBL	EBT	EBR	WBL	WBT	WBR	NBL	NBT	NBR	SBL	SBT	SBR
Permitted Phases			3				2			6		
Detector Phase	3	3	3	4	4		2	2		6	6	
Switch Phase												
Minimum Initial (s)	7.0	7.0	7.0	7.0	7.0		10.0	10.0		10.0	10.0	
Minimum Split (s)	20.0	20.0	20.0	20.0	20.0		20.0	20.0		20.0	20.0	
Total Split (s)	37.0	37.0	37.0	21.0	21.0	0.0	32.0	32.0	0.0	32.0	32.0	0.0
Total Split (%)	41.1%	41.1%	41.1%	23.3%	23.3%	0.0%	35.6%	35.6%	0.0%	35.6%	35.6%	0.0%
Maximum Green (s)	30.9	30.9	30.9	14.7	14.7		26.9	26.9		26.2	26.2	
Yellow Time (s)	3.7	3.7	3.7	4.1	4.1		3.8	3.8		3.9	3.9	
All-Red Time (s)	2.4	2.4	2.4	2.2	2.2		1.3	1.3		1.9	1.9	
Lost Time Adjust (s)	0.0	-1.1	-1.1	0.0	-1.3	-1.3	-0.1	-0.1	0.0	-0.8	-0.8	0.0
Total Lost Time (s)	6.1	5.0	5.0	6.3	5.0	2.7	5.0	5.0	4.0	5.0	5.0	4.0
Lead/Lag	Lead	Lead	Lead	Lag	Lag							
Lead-Lag Optimize?												
Vehicle Extension (s)	3.0	3.0	3.0	3.0	3.0		3.0	3.0		3.0	3.0	
Recall Mode	None	None	None	None	None		Min	Min		Min	Min	
Act Effct Green (s)		28.3	28.3		15.2		21.9	21.9		21.9	21.9	
Actuated g/C Ratio		0.35	0.35		0.19		0.27	0.27		0.27	0.27	
v/c Ratio		0.86	0.07		0.74		0.29	0.80		0.07	0.71	
Control Delay		40.4	19.3		47.2		29.5	41.2		24.4	36.5	
Queue Delay		0.0	0.0		0.0		0.0	0.0		0.0	0.0	
Total Delay		40.4	19.3		47.2		29.5	41.2		24.4	36.5	
LOS		D	B		D		C	D		C	D	
Approach Delay		38.9			47.2			39.9			36.2	
Approach LOS		D			D			D			D	

Intersection Summary	
Area Type: Other	
Cycle Length: 90	
Actuated Cycle Length: 80.8	
Natural Cycle: 75	
Control Type: Actuated-Uncoordinated	
Maximum v/c Ratio: 0.86	
Intersection Signal Delay: 40.0	Intersection LOS: D
Intersection Capacity Utilization 82.6%	ICU Level of Service E
Analysis Period (min) 15	

Splits and Phases: 6: NC 56 & US 15

Lane Group	WBL	WBR	NBT	NBR	SBL	SBT
Lane Configurations						
Volume (vph)	219	23	103	559	37	82
Ideal Flow (vphpl)	1900	1900	1900	1900	1900	1900
Storage Length (ft)	0	100		0	0	
Storage Lanes	1	0		0	0	
Taper Length (ft)	25	100		25	25	
Lane Util. Factor	1.00	1.00	1.00	1.00	1.00	1.00
Frt	0.987		0.886			
Flt Protected	0.957					0.985
Satd. Flow (prot)	1617	0	1634	0	0	1800
Flt Permitted	0.957					0.985
Satd. Flow (perm)	1617	0	1634	0	0	1800
Link Speed (mph)	35		35			35
Link Distance (ft)	236		163			375
Travel Time (s)	4.6		3.2			7.3
Peak Hour Factor	0.90	0.90	0.90	0.90	0.90	0.90
Heavy Vehicles (%)	11%	11%	3%	3%	4%	4%
Adj. Flow (vph)	243	26	114	621	41	91
Shared Lane Traffic (%)						
Lane Group Flow (vph)	269	0	735	0	0	132
Enter Blocked Intersection	No	No	No	No	No	No
Lane Alignment	Left	Right	Left	Right	Left	Left
Median Width(ft)	40		0			0
Link Offset(ft)	30		-10			8
Crosswalk Width(ft)	16		16			16
Two way Left Turn Lane						
Headway Factor	1.00	1.00	1.00	1.00	1.00	1.00
Turning Speed (mph)	15	9		9	15	
Sign Control	Stop		Stop			Stop

Intersection Summary	
Area Type:	Other
Control Type: Unsignalized	
Intersection Capacity Utilization 60.1%	ICU Level of Service B
Analysis Period (min) 15	

Movement	WBL	WBR	NBT	NBR	SBL	SBT
Lane Configurations						
Sign Control	Stop		Stop			Stop
Volume (vph)	219	23	103	559	37	82
Peak Hour Factor	0.90	0.90	0.90	0.90	0.90	0.90
Hourly flow rate (vph)	243	26	114	621	41	91

Direction, Lane #	WB 1	NB 1	SB 1
Volume Total (vph)	269	736	132
Volume Left (vph)	243	0	41
Volume Right (vph)	26	621	0
Hadj (s)	0.31	-0.46	0.13
Departure Headway (s)	6.3	4.6	5.9
Degree Utilization, x	0.47	0.94	0.22
Capacity (veh/h)	555	774	587
Control Delay (s)	14.7	39.3	10.5
Approach Delay (s)	14.7	39.3	10.5
Approach LOS	B	E	B

Intersection Summary			
Delay	30.2		
HCM Level of Service	D		
Intersection Capacity Utilization	60.1%	ICU Level of Service	B
Analysis Period (min)	15		

Lane Group	EBL	EBT	EBR	WBL	WBT	WBR	NBL	NBT	NBR	SBL	SBT	SBR
Lane Configurations												
Volume (vph)	7	574	28	127	204	21	36	204	233	13	147	6
Ideal Flow (vphpl)	1900	1900	1900	1900	1900	1900	1900	1900	1900	1900	1900	1900
Grade (%)		4%			-6%			-6%			-6%	
Storage Length (ft)	0		0	125		0	100		0	100		0
Storage Lanes	0		0	1		0	1		0	1		0
Taper Length (ft)	25		25	75		25	100		25	100		25
Lane Util. Factor	1.00	1.00	1.00	1.00	1.00	1.00	1.00	1.00	1.00	1.00	1.00	1.00
Frt		0.994			0.986			0.920			0.994	
Flt Protected		0.999		0.950			0.950			0.950		
Satd. Flow (prot)	0	1795	0	1805	1873	0	1788	1731	0	1823	1907	0
Flt Permitted		0.996		0.234			0.620			0.169		
Satd. Flow (perm)	0	1790	0	445	1873	0	1167	1731	0	324	1907	0
Right Turn on Red			No			No			No			No
Satd. Flow (RTOR)												
Link Speed (mph)		35			35			20			35	
Link Distance (ft)		414			540			277			415	
Travel Time (s)		8.1			10.5			9.4			8.1	
Peak Hour Factor	0.90	0.90	0.90	0.90	0.90	0.90	0.90	0.90	0.90	0.90	0.90	0.90
Heavy Vehicles (%)	3%	3%	3%	3%	3%	3%	4%	4%	4%	2%	2%	2%
Adj. Flow (vph)	8	638	31	141	227	23	40	227	259	14	163	7
Shared Lane Traffic (%)												
Lane Group Flow (vph)	0	677	0	141	250	0	40	486	0	14	170	0
Enter Blocked Intersection	No	No	No	No	No	No	No	No	No	No	No	No
Lane Alignment	Left	Left	Right	Left	Left	Right	Left	Left	Right	Left	Left	Right
Median Width(ft)		0			12			12			12	
Link Offset(ft)		0			4			18			-12	
Crosswalk Width(ft)		16			24			16			16	
Two way Left Turn Lane												
Headway Factor	1.03	1.03	1.03	0.96	0.96	0.96	0.96	0.96	0.96	0.96	0.96	0.96
Turning Speed (mph)	15		9	15		9	15		9	15		9
Number of Detectors	1	2		1	2		1	2		1	2	
Detector Template	Left	Thru		Left	Thru		Left	Thru		Left	Thru	
Leading Detector (ft)	20	100		20	100		20	100		20	100	
Trailing Detector (ft)	0	0		0	0		0	0		0	0	
Detector 1 Position(ft)	0	0		0	0		0	0		0	0	
Detector 1 Size(ft)	20	6		20	6		20	6		20	6	
Detector 1 Type	Cl+Ex	Cl+Ex		Cl+Ex	Cl+Ex		Cl+Ex	Cl+Ex		Cl+Ex	Cl+Ex	
Detector 1 Channel												
Detector 1 Extend (s)	0.0	0.0		0.0	0.0		0.0	0.0		0.0	0.0	
Detector 1 Queue (s)	0.0	0.0		0.0	0.0		0.0	0.0		0.0	0.0	
Detector 1 Delay (s)	0.0	0.0		0.0	0.0		0.0	0.0		0.0	0.0	
Detector 2 Position(ft)		94			94			94			94	
Detector 2 Size(ft)		6			6			6			6	
Detector 2 Type		Cl+Ex			Cl+Ex			Cl+Ex			Cl+Ex	
Detector 2 Channel												
Detector 2 Extend (s)		0.0			0.0			0.0			0.0	
Turn Type	Perm			pm+pt			Perm			Perm		
Protected Phases		2		1	6			8			4	

Lane Group	EBL	EBT	EBR	WBL	WBT	WBR	NBL	NBT	NBR	SBL	SBT	SBR
Permitted Phases	2			6			8			4		
Detector Phase	2	2		1	6		8	8		4	4	
Switch Phase												
Minimum Initial (s)	10.0	10.0		7.0	10.0		7.0	7.0		7.0	7.0	
Minimum Split (s)	22.1	22.1		12.9	20.0		20.0	20.0		20.0	20.0	
Total Split (s)	45.1	45.1	0.0	12.9	58.0	0.0	32.0	32.0	0.0	32.0	32.0	0.0
Total Split (%)	50.1%	50.1%	0.0%	14.3%	64.4%	0.0%	35.6%	35.6%	0.0%	35.6%	35.6%	0.0%
Maximum Green (s)	39.0	39.0		7.0	52.1		27.0	27.0		26.6	26.6	
Yellow Time (s)	3.6	3.6		3.1	4.3		3.1	3.1		4.3	4.3	
All-Red Time (s)	2.5	2.5		2.8	1.6		1.9	1.9		1.1	1.1	
Lost Time Adjust (s)	0.0	-1.1	0.0	-0.9	-0.9	0.0	0.0	0.0	0.0	-0.4	-0.4	0.0
Total Lost Time (s)	6.1	5.0	4.0	5.0	5.0	4.0	5.0	5.0	4.0	5.0	5.0	4.0
Lead/Lag	Lag	Lag		Lead								
Lead-Lag Optimize?												
Vehicle Extension (s)	3.0	3.0		3.0	3.0		3.0	3.0		3.0	3.0	
Recall Mode	Min	Min		None	Min		None	None		None	None	
Act Effct Green (s)		36.2		49.2	49.2		25.9	25.9		25.9	25.9	
Actuated g/C Ratio		0.42		0.58	0.58		0.30	0.30		0.30	0.30	
v/c Ratio		0.89		0.37	0.23		0.11	0.92		0.14	0.29	
Control Delay		38.6		11.1	9.5		23.8	55.4		27.5	25.3	
Queue Delay		0.0		0.0	0.0		0.0	0.0		0.0	0.0	
Total Delay		38.6		11.1	9.5		23.8	55.4		27.5	25.3	
LOS		D		B	A		C	E		C	C	
Approach Delay		38.6			10.1			53.0			25.5	
Approach LOS		D			B			D			C	

Intersection Summary	
Area Type: Other	
Cycle Length: 90	
Actuated Cycle Length: 85.2	
Natural Cycle: 90	
Control Type: Actuated-Uncoordinated	
Maximum v/c Ratio: 0.92	
Intersection Signal Delay: 35.2	Intersection LOS: D
Intersection Capacity Utilization 86.7%	ICU Level of Service E
Analysis Period (min) 15	

Splits and Phases: 8: NC 56 & N Main St

Lane Group	EBL	EBT	EBR	WBL	WBT	WBR	NBL	NBT	NBR	SBL	SBT	SBR
Lane Configurations												
Volume (vph)	17	706	15	34	254	24	13	26	51	24	20	32
Ideal Flow (vphpl)	1900	1900	1900	1900	1900	1900	1900	1900	1900	1900	1900	1900
Grade (%)		2%			-2%			-1%			-3%	
Storage Length (ft)	175		0	200		0	0		0	0		0
Storage Lanes	1		0	1		0	0		0	0		0
Taper Length (ft)	150		25	25		25	25		25	25		25
Lane Util. Factor	1.00	1.00	1.00	1.00	1.00	1.00	1.00	1.00	1.00	1.00	1.00	1.00
Frt		0.997			0.978			0.937			0.943	
Flt Protected	0.950			0.950				0.994			0.984	
Satd. Flow (prot)	1752	1839	0	1753	1805	0	0	1727	0	0	1754	0
Flt Permitted	0.465			0.323				0.949			0.886	
Satd. Flow (perm)	858	1839	0	596	1805	0	0	1648	0	0	1580	0
Right Turn on Red			No			No			No			No
Satd. Flow (RTOR)												
Link Speed (mph)		35			35			55			35	
Link Distance (ft)		416			678			366			302	
Travel Time (s)		8.1			13.2			4.5			5.9	
Peak Hour Factor	0.50	0.90	0.90	0.90	0.90	0.50	0.90	0.50	0.90	0.50	0.50	0.50
Heavy Vehicles (%)	2%	2%	2%	4%	4%	4%	3%	3%	3%	2%	2%	2%
Adj. Flow (vph)	34	784	17	38	282	48	14	52	57	48	40	64
Shared Lane Traffic (%)												
Lane Group Flow (vph)	34	801	0	38	330	0	0	123	0	0	152	0
Enter Blocked Intersection	No	No	No	No	No	No	No	No	No	No	No	No
Lane Alignment	Left	Left	Right	Left	Left	Right	Left	Left	Right	Left	Left	Right
Median Width(ft)		12			12			0			0	
Link Offset(ft)		-6			6			8			4	
Crosswalk Width(ft)		16			0			16			16	
Two way Left Turn Lane					Yes							
Headway Factor	1.01	1.01	1.01	0.99	0.99	0.99	0.99	0.99	0.99	0.98	0.98	0.98
Turning Speed (mph)	15		9	15		9	15		9	15		9
Number of Detectors	1	2		1	2		1	2		1	2	
Detector Template	Left	Thru		Left	Thru		Left	Thru		Left	Thru	
Leading Detector (ft)	20	100		20	100		20	100		20	100	
Trailing Detector (ft)	0	0		0	0		0	0		0	0	
Detector 1 Position(ft)	0	0		0	0		0	0		0	0	
Detector 1 Size(ft)	20	6		20	6		20	6		20	6	
Detector 1 Type	Cl+Ex	Cl+Ex		Cl+Ex	Cl+Ex		Cl+Ex	Cl+Ex		Cl+Ex	Cl+Ex	
Detector 1 Channel												
Detector 1 Extend (s)	0.0	0.0		0.0	0.0		0.0	0.0		0.0	0.0	
Detector 1 Queue (s)	0.0	0.0		0.0	0.0		0.0	0.0		0.0	0.0	
Detector 1 Delay (s)	0.0	0.0		0.0	0.0		0.0	0.0		0.0	0.0	
Detector 2 Position(ft)		94			94			94			94	
Detector 2 Size(ft)		6			6			6			6	
Detector 2 Type		Cl+Ex			Cl+Ex			Cl+Ex			Cl+Ex	
Detector 2 Channel												
Detector 2 Extend (s)		0.0			0.0			0.0			0.0	
Turn Type	pm+pt			Perm			Perm			Perm		
Protected Phases	5	2			6			8			4	

Lane Group	EBL	EBT	EBR	WBL	WBT	WBR	NBL	NBT	NBR	SBL	SBT	SBR
Permitted Phases	2			6			8			4		
Detector Phase	5	2		6	6		8	8		4	4	
Switch Phase												
Minimum Initial (s)	7.0	12.0		12.0	12.0		7.0	7.0		7.0	7.0	
Minimum Split (s)	12.1	20.0		20.0	20.0		20.0	20.0		20.0	20.0	
Total Split (s)	13.0	68.0	0.0	55.0	55.0	0.0	22.0	22.0	0.0	22.0	22.0	0.0
Total Split (%)	14.4%	75.6%	0.0%	61.1%	61.1%	0.0%	24.4%	24.4%	0.0%	24.4%	24.4%	0.0%
Maximum Green (s)	7.9	62.5		49.2	49.2		15.7	15.7		16.4	16.4	
Yellow Time (s)	3.0	4.5		4.7	4.7		5.3	5.3		4.1	4.1	
All-Red Time (s)	2.1	1.0		1.1	1.1		1.0	1.0		1.5	1.5	
Lost Time Adjust (s)	-0.1	-0.5	0.0	-0.8	-0.8	0.0	0.0	-1.3	0.0	0.0	-1.6	0.0
Total Lost Time (s)	5.0	5.0	4.0	5.0	5.0	4.0	6.3	5.0	4.0	5.6	4.0	4.0
Lead/Lag	Lead			Lag	Lag							
Lead-Lag Optimize?												
Vehicle Extension (s)	3.0	3.0		3.0	3.0		3.0	3.0		3.0	3.0	
Recall Mode	None	Min		Min	Min		None	None		None	None	
Act Effct Green (s)	34.3	35.8		32.0	32.0			11.6			12.5	
Actuated g/C Ratio	0.65	0.68		0.61	0.61			0.22			0.24	
v/c Ratio	0.05	0.64		0.11	0.30			0.34			0.41	
Control Delay	4.9	10.4		10.8	10.3			23.4			23.7	
Queue Delay	0.0	0.0		0.0	0.0			0.0			0.0	
Total Delay	4.9	10.4		10.8	10.3			23.4			23.7	
LOS	A	B		B	B			C			C	
Approach Delay		10.2			10.4			23.4			23.7	
Approach LOS		B			B			C			C	

Intersection Summary	
Area Type:	Other
Cycle Length: 90	
Actuated Cycle Length: 52.8	
Natural Cycle: 60	
Control Type: Actuated-Uncoordinated	
Maximum v/c Ratio: 0.64	
Intersection Signal Delay: 12.7	Intersection LOS: B
Intersection Capacity Utilization 53.8%	ICU Level of Service A
Analysis Period (min) 15	

Splits and Phases: 9: NC 56 & Crescent Dr

Appendix III: Crash Data & Analysis

North Carolina Department of Transportation
Traffic Engineering Accident Analysis System
Strip Analysis Report

Study Criteria Summary

County: GRANVILLE **City:** All and Rural
Date: 10/1/2009 **to** 9/30/2014 **Study:** 41000032161
Location: NC 56 from 300 ft. west of 33rd St. (SR 1112) to 300 ft. east of Darden Dr.

Report Details

Acc No	Crash ID	Milepost	Date	Accident Type	Total Damage	Injuries F	Injuries A	Injuries B	Injuries C	Condition R	Condition L	Condition W	Road Ch	Road Ci	Trfc Ctl Dv	Trfc Ctl Op
1	**103538511**	1.720	08/01/2012 11:13	REAR END, SLOW OR STOP	$ 7000	0	0	0	0	1	1	1	1	0	3	1
Unit	**1 :** 1	**Alchl/Drgs:**	0	**Speed:** 20 MPH	**Dir:** E	**Veh Mnvr/Ped Actn:**				4			**Obj Strk:**			
Unit	**2 :** 1	**Alchl/Drgs:**	0	**Speed:** 0 MPH	**Dir:** E	**Veh Mnvr/Ped Actn:**				11			**Obj Strk:**			
2	**103323476**	1.740	11/16/2011 16:39	REAR END, SLOW OR STOP	$ 2000	0	0	0	0	2	1	2	1	0	13	1
Unit	**1 :** 1	**Alchl/Drgs:**	0	**Speed:** 35 MPH	**Dir:** E	**Veh Mnvr/Ped Actn:**				4			**Obj Strk:**			
Unit	**2 :** 1	**Alchl/Drgs:**	0	**Speed:** 35 MPH	**Dir:** E	**Veh Mnvr/Ped Actn:**				1			**Obj Strk:**			
3	**103026853**	1.950	11/17/2010 08:10	REAR END, SLOW OR STOP	$ 3500	0	0	0	0	2	1	1	1	0	6	1
Unit	**1 :** 1	**Alchl/Drgs:**	0	**Speed:** 15 MPH	**Dir:** W	**Veh Mnvr/Ped Actn:**				14			**Obj Strk:**			
Unit	**2 :** 1	**Alchl/Drgs:**	0	**Speed:** 0 MPH	**Dir:** W	**Veh Mnvr/Ped Actn:**				1			**Obj Strk:**			
4	**103128980**	1.950	03/29/2011 05:37	FIXED OBJECT	$ 8000	0	0	0	1	1	5	1	1	0		
Unit	**1 :** 1	**Alchl/Drgs:**	0	**Speed:** 35 MPH	**Dir:** W	**Veh Mnvr/Ped Actn:**				4			**Obj Strk:**		64	
5	**104019472**	2.030	07/12/2013 15:14	REAR END, SLOW OR STOP	$ 800	0	0	0	0	1	1	2	1	0	13	1
Unit	**1 :** 4	**Alchl/Drgs:**	0	**Speed:** 30 MPH	**Dir:** E	**Veh Mnvr/Ped Actn:**				11			**Obj Strk:**			
Unit	**2 :** 1	**Alchl/Drgs:**	0	**Speed:** 10 MPH	**Dir:** E	**Veh Mnvr/Ped Actn:**				11			**Obj Strk:**			
6	**102966916**	2.110	09/03/2010 17:06	REAR END, SLOW OR STOP	$ 1500	0	0	0	0	1	1	1	5	0	3	1
Unit	**1 :** 1	**Alchl/Drgs:**	0	**Speed:** 5 MPH	**Dir:** E	**Veh Mnvr/Ped Actn:**				4			**Obj Strk:**			
Unit	**2 :** 2	**Alchl/Drgs:**	0	**Speed:** 0 MPH	**Dir:** E	**Veh Mnvr/Ped Actn:**				1			**Obj Strk:**			
7	**103181460**	2.110	05/31/2011 11:29	REAR END, SLOW OR STOP	$ 4150	0	0	0	0	1	1	1	1	0	3	1
Unit	**1 :** 1	**Alchl/Drgs:**	0	**Speed:** 35 MPH	**Dir:** E	**Veh Mnvr/Ped Actn:**				4			**Obj Strk:**			
Unit	**2 :** 1	**Alchl/Drgs:**	0	**Speed:** 0 MPH	**Dir:** E	**Veh Mnvr/Ped Actn:**				1			**Obj Strk:**			
8	**103234607**	2.110	08/07/2011 12:36	REAR END, SLOW OR STOP	$ 2600	0	0	0	1	1	1	1	1	0	3	1
Unit	**1 :** 1	**Alchl/Drgs:**	0	**Speed:** 35 MPH	**Dir:** E	**Veh Mnvr/Ped Actn:**				4			**Obj Strk:**			
Unit	**2 :** 2	**Alchl/Drgs:**	0	**Speed:** 0 MPH	**Dir:** E	**Veh Mnvr/Ped Actn:**				1			**Obj Strk:**			

All data presented in this report comes explicitly from the Traffic Engineering Accident Analysis System based upon va criteria provided by the report's creator. The onus is strictly upon the user of this report to exercise due diligence in in and further representing this data.

North Carolina Department of Transportation
Traffic Engineering Accident Analysis System
Strip Analysis Report

Acc No	Crash ID	Milepost	Date	Accident Type	Total Damage	Injuries F	Injuries A	Injuries B	Injuries C	Condition R	Condition L	Condition W	Road Ch	Road Ci	Trfc Ctl Dv	Trfc Ctl Op
9	**103267577**	2.110	09/25/2011 15:25	REAR END, SLOW OR STOP	$ 2500	0	0	1	0	1	1	1	1	0	3	1
Unit	**1 :** 1	**Alchl/Drgs:**	0	**Speed:** 20 MPH	**Dir:** W	**Veh Mnvr/Ped Actn:**				4			**Obj Strk:**			
Unit	**2 :** 4	**Alchl/Drgs:**	0	**Speed:** 20 MPH	**Dir:** W	**Veh Mnvr/Ped Actn:**				4			**Obj Strk:**			
10	**103446507**	2.110	04/28/2012 11:39	RAN OFF ROAD □ RI□HT	$ 12000	0	0	1	0	1	1	2	1	0	3	1
Unit	**1 :** 4	**Alchl/Drgs:**	0	**Speed:** 50 MPH	**Dir:** W	**Veh Mnvr/Ped Actn:**				4			**Obj Strk:**		34	
11	**103505837**	2.110	07/05/2012 12:20	REAR END, SLOW OR STOP	$ 8000	0	0	0	0	1	1	1	1	0	3	1
Unit	**1 :** 1	**Alchl/Drgs:**	0	**Speed:** 40 MPH	**Dir:** E	**Veh Mnvr/Ped Actn:**				4			**Obj Strk:**			
Unit	**2 :** 1	**Alchl/Drgs:**	0	**Speed:** 0 MPH	**Dir:** E	**Veh Mnvr/Ped Actn:**				3			**Obj Strk:**			
Unit	**3 :** 4	**Alchl/Drgs:**	0	**Speed:** 0 MPH	**Dir:** E	**Veh Mnvr/Ped Actn:**				3			**Obj Strk:**			
12	**103777714**	2.110	05/31/2013 16:07	REAR END, SLOW OR STOP	$ 3700	0	0	0	1	1	1	1	1	0	3	1
Unit	**1 :** 1	**Alchl/Drgs:**	0	**Speed:** 35 MPH	**Dir:** E	**Veh Mnvr/Ped Actn:**				11			**Obj Strk:**			
Unit	**2 :** 4	**Alchl/Drgs:**	0	**Speed:** 0 MPH	**Dir:** E	**Veh Mnvr/Ped Actn:**				1			**Obj Strk:**			
Unit	**3 :** 1	**Alchl/Drgs:**	0	**Speed:** 0 MPH	**Dir:** E	**Veh Mnvr/Ped Actn:**				1			**Obj Strk:**			
13	**103777718**	2.110	06/03/2013 14:50	REAR END, SLOW OR STOP	$ 3000	0	0	0	0	1	1	1	5	0	3	1
Unit	**1 :** 1	**Alchl/Drgs:**	0	**Speed:** 20 MPH	**Dir:** E	**Veh Mnvr/Ped Actn:**				4			**Obj Strk:**			
Unit	**2 :** 1	**Alchl/Drgs:**	0	**Speed:** 0 MPH	**Dir:** E	**Veh Mnvr/Ped Actn:**				4			**Obj Strk:**			
14	**104019485**	2.110	08/17/2013 14:05	REAR END, SLOW OR STOP	$ 800	0	0	0	0	2	1	3	3	0	3	1
Unit	**1 :** 1	**Alchl/Drgs:**	0	**Speed:** 10 MPH	**Dir:** E	**Veh Mnvr/Ped Actn:**				4			**Obj Strk:**			
Unit	**2 :** 4	**Alchl/Drgs:**	0	**Speed:** 10 MPH	**Dir:** E	**Veh Mnvr/Ped Actn:**				4			**Obj Strk:**			
15	**104083362**	2.110	03/07/2014 22:52	FIXED OBJECT	$ 5000	0	0	1	0	4	5	1	1	1	3	1
Unit	**1 :** 2	**Alchl/Drgs:**	0	**Speed:** 20 MPH	**Dir:** E	**Veh Mnvr/Ped Actn:**				4			**Obj Strk:**		50	
16	**104147920**	2.110	04/18/2014 22:43	AN□LE	$ 450	0	0	0	0	2	5	3	1	0	3	1
Unit	**1 :** 1	**Alchl/Drgs:**	0	**Speed:** 10 MPH	**Dir:** S	**Veh Mnvr/Ped Actn:**				8			**Obj Strk:**			
Unit	**2 :** 1	**Alchl/Drgs:**	0	**Speed:** 15 MPH	**Dir:** W	**Veh Mnvr/Ped Actn:**				4			**Obj Strk:**			
17	**103369196**	2.148	01/11/2012 07:02	LEFT T□RN, DIFFERENT ROADWA□S	$ 5000	0	0	0	0	1	5	2	1	0	13	1
Unit	**1 :** 4	**Alchl/Drgs:**	0	**Speed:** 10 MPH	**Dir:** W	**Veh Mnvr/Ped Actn:**				8			**Obj Strk:**			
Unit	**2 :** 4	**Alchl/Drgs:**	0	**Speed:** 0 MPH	**Dir:** E	**Veh Mnvr/Ped Actn:**				1			**Obj Strk:**			

All data presented in this report comes explicitly from the Traffic Engineering Accident Analysis System based upon va criteria provided by the report's creator. The onus is strictly upon the user of this report to exercise due diligence in in and further representing this data.

North Carolina Department of Transportation
Traffic Engineering Accident Analysis System
Strip Analysis Report

Acc No	Crash ID	Milepost	Date	Accident Type	Total Damage	Injuries F	Injuries A	Injuries B	Injuries C	Condition R	Condition L	Condition W	Road Ch	Road Ci	Trfc Ctl Dv	Trfc Ctl Op
18	**103626306**	2.148	12/01/2012 15:30	SIDESWIPE, SAME DIRECTION	$ 1250	0	0	0	0	1	1	1	1	0	1	1
Unit	**1 :** 20	**Alchl/Drgs:**	0	**Speed:** 20 MPH	**Dir:** W	**Veh Mnvr/Ped Actn:**				7			**Obj Strk:**			
Unit	**2 :** 3	**Alchl/Drgs:**	0	**Speed:** 35 MPH	**Dir:** W	**Veh Mnvr/Ped Actn:**				5			**Obj Strk:**			
19	**104019540**	2.148	11/25/2013 07:34	LEFT T□RN, DIFFERENT ROADWA□S	$ 3300	0	0	0	1	1	1	1	1	0	3	1
Unit	**1 :** 1	**Alchl/Drgs:**	0	**Speed:** 0 MPH	**Dir:** S	**Veh Mnvr/Ped Actn:**				8			**Obj Strk:**			
Unit	**2 :** 5	**Alchl/Drgs:**	0	**Speed:** 35 MPH	**Dir:** W	**Veh Mnvr/Ped Actn:**				4			**Obj Strk:**			
20	**104143836**	2.148	06/27/2014 21:34	LEFT T□RN, DIFFERENT ROADWA□S	$ 6000	0	0	0	1	1	5	1	1	0	3	1
Unit	**1 :** 1	**Alchl/Drgs:**	0	**Speed:** 15 MPH	**Dir:** W	**Veh Mnvr/Ped Actn:**				8			**Obj Strk:**			
Unit	**2 :** 1	**Alchl/Drgs:**	0	**Speed:** 35 MPH	**Dir:** E	**Veh Mnvr/Ped Actn:**				4			**Obj Strk:**			
21	**103082844**	2.202	01/24/2011 05:32	LEFT T□RN, DIFFERENT ROADWA□S	$ 10500	0	0	0	0	1	5	1	1	0	13	1
Unit	**1 :** 2	**Alchl/Drgs:**	0	**Speed:** 20 MPH	**Dir:** W	**Veh Mnvr/Ped Actn:**				8			**Obj Strk:**			
Unit	**2 :** 2	**Alchl/Drgs:**	0	**Speed:** 30 MPH	**Dir:** E	**Veh Mnvr/Ped Actn:**				4			**Obj Strk:**			
22	**102789900**	2.230	01/23/2010 07:18	RAN OFF ROAD □LEFT	$ 1000	0	0	0	0	4	4	1	1	0		
Unit	**1 :** 4	**Alchl/Drgs:**	0	**Speed:** 10 MPH	**Dir:** E	**Veh Mnvr/Ped Actn:**				4			**Obj Strk:**		50	
23	**103063688**	2.230	12/26/2010 21:28	FIXED OBJECT	$ 3000	0	0	0	0	4	5	2	1	1	0	
Unit	**1 :** 2	**Alchl/Drgs:**	0	**Speed:** 20 MPH	**Dir:** W	**Veh Mnvr/Ped Actn:**				8			**Obj Strk:**		50	
24	**104083358**	2.230	03/08/2014 00:16	RAN OFF ROAD □LEFT	$ 2500	0	0	0	0	4	5	1	1	1	3	1
Unit	**1 :** 2	**Alchl/Drgs:**	0	**Speed:** 30 MPH	**Dir:** W	**Veh Mnvr/Ped Actn:**				4			**Obj Strk:**		50	
25	**104019539**	2.240	11/11/2013 20:24	ANIMAL	$ 2500	0	0	0	0	1	5	1		0		
Unit	**1 :** 4	**Alchl/Drgs:**	0	**Speed:** 35 MPH	**Dir:** W	**Veh Mnvr/Ped Actn:**				4			**Obj Strk:**		17	
26	**102778322**	2.290	01/05/2010 12:43	REAR END, SLOW OR STOP	$ 2000	0	0	0	0	1	1	1	1	0	3	1
Unit	**1 :** 1	**Alchl/Drgs:**	0	**Speed:** 35 MPH	**Dir:** W	**Veh Mnvr/Ped Actn:**				4			**Obj Strk:**			
Unit	**2 :** 1	**Alchl/Drgs:**	0	**Speed:** 0 MPH	**Dir:** W	**Veh Mnvr/Ped Actn:**				1			**Obj Strk:**			
27	**104019504**	2.290	11/10/2013 05:37	ANIMAL	$ 500	0	0	0	0	1	5	1	1	0		
Unit	**1 :** 1	**Alchl/Drgs:**	0	**Speed:** 25 MPH	**Dir:** E	**Veh Mnvr/Ped Actn:**				4			**Obj Strk:**		17	

All data presented in this report comes explicitly from the Traffic Engineering Accident Analysis System based upon va criteria provided by the report's creator. The onus is strictly upon the user of this report to exercise due diligence in in and further representing this data.

North Carolina Department of Transportation
Traffic Engineering Accident Analysis System
Strip Analysis Report

Acc No	Crash ID	Milepost	Date	Accident Type	Total Damage	Injuries F	A	B	C	Condition R	L	W	Road Ch	Ci	Trfc Ctl Dv	Op
28	**104019501**	2.290	11/11/2013 05:15	ANIMAL	$ 750	0	0	0	0	1	5	1	1	0	0	
Unit	**1 :** 1	**Alchl/Drgs:**	0	**Speed:** 35 MPH	**Dir:** W	**Veh Mnvr/Ped Actn:**				4			**Obj Strk:**		17	
29	**102809864**	2.306	02/23/2010 12:51	REAR END, SLOW OR STOP	$ 1000	0	0	0	0	1	1	1	3	0	3	1
Unit	**1 :** 4	**Alchl/Drgs:**	0	**Speed:** 10 MPH	**Dir:** W	**Veh Mnvr/Ped Actn:**				4			**Obj Strk:**			
Unit	**2 :** 1	**Alchl/Drgs:**	0	**Speed:** 0 MPH	**Dir:** W	**Veh Mnvr/Ped Actn:**				1			**Obj Strk:**			
30	**102941315**	2.306	08/08/2010 14:40	REAR END, SLOW OR STOP	$ 2000	0	0	0	1	1	1	1	1	0	3	1
Unit	**1 :** 4	**Alchl/Drgs:**	0	**Speed:** 30 MPH	**Dir:** W	**Veh Mnvr/Ped Actn:**				4			**Obj Strk:**			
Unit	**2 :** 1	**Alchl/Drgs:**	0	**Speed:** 0 MPH	**Dir:** W	**Veh Mnvr/Ped Actn:**				1			**Obj Strk:**			
31	**103075606**	2.306	12/31/2010 18:57	AN□LE	$ 1700	0	0	0	0	2	5	1	1	0	3	1
Unit	**1 :** 5	**Alchl/Drgs:**	0	**Speed:** 10 MPH	**Dir:** N	**Veh Mnvr/Ped Actn:**				8			**Obj Strk:**			
Unit	**2 :** 4	**Alchl/Drgs:**	0	**Speed:** 35 MPH	**Dir:** E	**Veh Mnvr/Ped Actn:**				4			**Obj Strk:**			
32	**103112673**	2.306	03/14/2011 19:11	AN□LE	$ 1200	0	0	0	0	2	5	3	1	0	3	1
Unit	**1 :** 2	**Alchl/Drgs:**	0	**Speed:** 35 MPH	**Dir:** E	**Veh Mnvr/Ped Actn:**				4			**Obj Strk:**			
Unit	**2 :** 1	**Alchl/Drgs:**	0	**Speed:** 3 MPH	**Dir:** NE	**Veh Mnvr/Ped Actn:**				7			**Obj Strk:**			
33	**103197287**	2.306	06/20/2011 10:48	AN□LE	$ 700	0	0	0	0	1	1	1	1	0	3	1
Unit	**1 :** 1	**Alchl/Drgs:**	0	**Speed:** 35 MPH	**Dir:** E	**Veh Mnvr/Ped Actn:**				4			**Obj Strk:**			
Unit	**2 :** 4	**Alchl/Drgs:**	0	**Speed:** 2 MPH	**Dir:** N	**Veh Mnvr/Ped Actn:**				8			**Obj Strk:**			
34	**103220443**	2.306	07/14/2011 16:05	REAR END, SLOW OR STOP	$ 4000	0	0	0	1	1	1	1	3	0	1	1
Unit	**1 :** 2	**Alchl/Drgs:**	0	**Speed:** 5 MPH	**Dir:** E	**Veh Mnvr/Ped Actn:**				11			**Obj Strk:**			
Unit	**2 :** 1	**Alchl/Drgs:**	0	**Speed:** 0 MPH	**Dir:** E	**Veh Mnvr/Ped Actn:**				1			**Obj Strk:**			
35	**103299200**	2.306	10/26/2011 15:47	REAR END, T□RN	$ 7500	0	0	0	0	1	1	1	1	0	3	1
Unit	**1 :** 2	**Alchl/Drgs:**	0	**Speed:** 35 MPH	**Dir:** W	**Veh Mnvr/Ped Actn:**				4			**Obj Strk:**			
Unit	**2 :** 4	**Alchl/Drgs:**	0	**Speed:** 5 MPH	**Dir:** W	**Veh Mnvr/Ped Actn:**				11			**Obj Strk:**			
Unit	**3 :** 3	**Alchl/Drgs:**	0	**Speed:** 0 MPH	**Dir:** W	**Veh Mnvr/Ped Actn:**				1			**Obj Strk:**			
36	**104019529**	2.306	12/07/2013 20:58	LEFT T□RN, DIFFERENT ROADWA□S	$ 10000	0	0	0	2	1	4	1	1	0	3	1
Unit	**1 :** 3	**Alchl/Drgs:**	0	**Speed:** 10 MPH	**Dir:** E	**Veh Mnvr/Ped Actn:**				8			**Obj Strk:**			
Unit	**2 :** 1	**Alchl/Drgs:**	0	**Speed:** 35 MPH	**Dir:** W	**Veh Mnvr/Ped Actn:**				4			**Obj Strk:**			

All data presented in this report comes explicitly from the Traffic Engineering Accident Analysis System based upon va criteria provided by the report's creator. The onus is strictly upon the user of this report to exercise due diligence in in and further representing this data.

North Carolina Department of Transportation
Traffic Engineering Accident Analysis System
Strip Analysis Report

Acc No	Crash ID	Milepost	Date	Accident Type	Total Damage	Injuries F	A	B	C	Condition R	L	W	Road Ch	Ci	Trfc Ctl Dv	Op
37	**102772265**	2.315	12/11/2009 12:56	REAR END, SLOW OR STOP	$ 3500	0	0	0	1	1	1	2	1	0	0	
Unit	**1 :** 1	**Alchl/Drgs:**	0	**Speed:** 25 MPH	**Dir:** W	**Veh Mnvr/Ped Actn:**				4			**Obj Strk:**			
Unit	**2 :** 1	**Alchl/Drgs:**	0	**Speed:** 15 MPH	**Dir:** W	**Veh Mnvr/Ped Actn:**				11			**Obj Strk:**			
38	**103267574**	2.340	09/25/2011 17:05	LEFT T□RN, SAME ROADWA□	$ 1000	0	0	0	0	1	1	1	1	0	0	
Unit	**1 :** 5	**Alchl/Drgs:**	0	**Speed:** 35 MPH	**Dir:** NW	**Veh Mnvr/Ped Actn:**				8			**Obj Strk:**			
Unit	**2 :** 1	**Alchl/Drgs:**	0	**Speed:** 35 MPH	**Dir:** E	**Veh Mnvr/Ped Actn:**				4			**Obj Strk:**			
39	**104143791**	2.340	04/25/2014 15:01	RI□HT T□RN, DIFFERENT ROADWA□S	$ 220	0	0	0	0	2	1	3	1	0	0	
Unit	**1 :** 4	**Alchl/Drgs:**	0	**Speed:** 5 MPH	**Dir:** W	**Veh Mnvr/Ped Actn:**				7			**Obj Strk:**			
Unit	**2 :** 1	**Alchl/Drgs:**	0	**Speed:** 10 MPH	**Dir:** W	**Veh Mnvr/Ped Actn:**				8			**Obj Strk:**			
40	**103637652**	2.382	12/03/2012 18:01	RI□HT T□RN, SAME ROADWA□	$ 7000	0	0	0	0	1	4	1	1	0		1
Unit	**1 :** 1	**Alchl/Drgs:**	0	**Speed:** 25 MPH	**Dir:** W	**Veh Mnvr/Ped Actn:**				7			**Obj Strk:**			
Unit	**2 :** 3	**Alchl/Drgs:**	0	**Speed:** 25 MPH	**Dir:** W	**Veh Mnvr/Ped Actn:**				4			**Obj Strk:**			
41	**104143792**	2.382	04/07/2014 11:53	AN□LE	$ 1000	0	0	0	1	2	1	3	1	0	0	1
Unit	**1 :** 1	**Alchl/Drgs:**	0	**Speed:** 10 MPH	**Dir:** N	**Veh Mnvr/Ped Actn:**				8			**Obj Strk:**			
Unit	**2 :** 1	**Alchl/Drgs:**	0	**Speed:** 35 MPH	**Dir:** W	**Veh Mnvr/Ped Actn:**				4			**Obj Strk:**			
42	**104143830**	2.382	06/11/2014 17:28	RI□HT T□RN, DIFFERENT ROADWA□S	$ 3000	0	0	0	0	1	1	2	1	0	0	
Unit	**1 :** 2	**Alchl/Drgs:**	0	**Speed:** 20 MPH	**Dir:** N	**Veh Mnvr/Ped Actn:**				8			**Obj Strk:**			
Unit	**2 :** 1	**Alchl/Drgs:**	0	**Speed:** 0 MPH	**Dir:** W	**Veh Mnvr/Ped Actn:**				1			**Obj Strk:**			
43	**104143829**	2.382	06/17/2014 07:18	LEFT T□RN, SAME ROADWA□	$ 1400	0	0	0	0	1	1	1	1	0	0	
Unit	**1 :** 1	**Alchl/Drgs:**	0	**Speed:** 10 MPH	**Dir:** W	**Veh Mnvr/Ped Actn:**				8			**Obj Strk:**			
Unit	**2 :** 1	**Alchl/Drgs:**	0	**Speed:** 35 MPH	**Dir:** W	**Veh Mnvr/Ped Actn:**				4			**Obj Strk:**			
44	**103187668**	2.401	06/04/2011 11:23	LEFT T□RN, SAME ROADWA□	$ 7000	0	0	1	0	1	4	1	1	0		
Unit	**1 :** 1	**Alchl/Drgs:**	0	**Speed:** 35 MPH	**Dir:** N	**Veh Mnvr/Ped Actn:**				8			**Obj Strk:**			
Unit	**2 :** 4	**Alchl/Drgs:**	0	**Speed:** 35 MPH	**Dir:** W	**Veh Mnvr/Ped Actn:**				4			**Obj Strk:**			
45	**103401774**	2.401	02/11/2012 21:42	LEFT T□RN, DIFFERENT ROADWA□S	$ 9000	0	0	0	0	1	5	1	1	0	0	
Unit	**1 :** 1	**Alchl/Drgs:**	0	**Speed:** 5 MPH	**Dir:** W	**Veh Mnvr/Ped Actn:**				8			**Obj Strk:**			
Unit	**2 :** 4	**Alchl/Drgs:**	0	**Speed:** 35 MPH	**Dir:** E	**Veh Mnvr/Ped Actn:**				4			**Obj Strk:**			

All data presented in this report comes explicitly from the Traffic Engineering Accident Analysis System based upon va criteria provided by the report's creator. The onus is strictly upon the user of this report to exercise due diligence in in and further representing this data.

North Carolina Department of Transportation
Traffic Engineering Accident Analysis System
Strip Analysis Report

Acc No	Crash ID	Milepost	Date	Accident Type	Total Damage	Injuries F	A	B	C	Condition R	L	W	Road Ch	Ci	Trfc Ctl Dv	Op
46	**103432545**	2.401	04/10/2012 13:22	OTHER COLLISION WITH □EHICLE	$ 4500	0	0	0	0	1	1	1	1	0	0	
Unit	**1 :** 1	**Alchl/Drgs:**	0	**Speed:** 15 MPH	**Dir:** S	**Veh Mnvr/Ped Actn:**				4			**Obj Strk:**			
Unit	**2 :** 2	**Alchl/Drgs:**	0	**Speed:** 35 MPH	**Dir:** E	**Veh Mnvr/Ped Actn:**				4			**Obj Strk:**			
47	**104019542**	2.401	11/08/2013 19:31	RI□HT T□RN, SAME ROADWA□	$ 2300	0	0	0	0	1	4	1	1	0	0	
Unit	**1 :** 1	**Alchl/Drgs:**	0	**Speed:** 8 MPH	**Dir:** N	**Veh Mnvr/Ped Actn:**				7			**Obj Strk:**			
Unit	**2 :** 1	**Alchl/Drgs:**	0	**Speed:** 35 MPH	**Dir:** E	**Veh Mnvr/Ped Actn:**				4			**Obj Strk:**			
48	**104083339**	2.401	01/03/2014 18:44	LEFT T□RN, SAME ROADWA□	$ 5000	0	0	0	0	1	5	1	1	0		
Unit	**1 :** 1	**Alchl/Drgs:**	0	**Speed:** 15 MPH	**Dir:** N	**Veh Mnvr/Ped Actn:**				4			**Obj Strk:**			
Unit	**2 :** 1	**Alchl/Drgs:**	0	**Speed:** 5 MPH	**Dir:** S	**Veh Mnvr/Ped Actn:**				8			**Obj Strk:**			
49	**102973044**	2.423	09/20/2010 17:03	REAR END, SLOW OR STOP	$ 3500	0	0	0	0	1	1	1	1	0	3	1
Unit	**1 :** 1	**Alchl/Drgs:**	0	**Speed:** 15 MPH	**Dir:** W	**Veh Mnvr/Ped Actn:**				11			**Obj Strk:**			
Unit	**2 :** 1	**Alchl/Drgs:**	0	**Speed:** 0 MPH	**Dir:** W	**Veh Mnvr/Ped Actn:**				1			**Obj Strk:**			
50	**102732623**	2.440	10/15/2009 08:02	REAR END, SLOW OR STOP	$ 5200	0	0	0	0	2	1	3	1	0		
Unit	**1 :** 1	**Alchl/Drgs:**	0	**Speed:** 35 MPH	**Dir:** W	**Veh Mnvr/Ped Actn:**				4			**Obj Strk:**			
Unit	**2 :** 1	**Alchl/Drgs:**	0	**Speed:** 35 MPH	**Dir:** W	**Veh Mnvr/Ped Actn:**				11			**Obj Strk:**			
51	**103631777**	2.458	11/17/2012 14:50	LEFT T□RN, SAME ROADWA□	$ 3000	0	0	0	0	1	1	1	1	0	0	
Unit	**1 :** 2	**Alchl/Drgs:**	0	**Speed:** 5 MPH	**Dir:** E	**Veh Mnvr/Ped Actn:**				8			**Obj Strk:**			
Unit	**2 :** 1	**Alchl/Drgs:**	0	**Speed:** 5 MPH	**Dir:** W	**Veh Mnvr/Ped Actn:**				8			**Obj Strk:**			
52	**102732633**	2.483	10/15/2009 11:26	REAR END, SLOW OR STOP	$ 5000	0	0	0	0	2	1	2	1	0		
Unit	**1 :** 1	**Alchl/Drgs:**	0	**Speed:** 35 MPH	**Dir:** W	**Veh Mnvr/Ped Actn:**				4			**Obj Strk:**			
Unit	**2 :** 1	**Alchl/Drgs:**	0	**Speed:** 35 MPH	**Dir:** W	**Veh Mnvr/Ped Actn:**				11			**Obj Strk:**			
53	**102940038**	2.529	08/06/2010 16:51	REAR END, SLOW OR STOP	$ 2100	0	0	0	3	1	1	1	1	0	0	
Unit	**1 :** 3	**Alchl/Drgs:**	0	**Speed:** 35 MPH	**Dir:** E	**Veh Mnvr/Ped Actn:**				4			**Obj Strk:**			
Unit	**2 :** 2	**Alchl/Drgs:**	0	**Speed:** 0 MPH	**Dir:** E	**Veh Mnvr/Ped Actn:**				1			**Obj Strk:**			
54	**102973040**	2.540	09/20/2010 09:25	RI□HT T□RN, SAME ROADWA□	$ 4200	0	0	0	0	1	1	1	1	0	3	1
Unit	**1 :** 1	**Alchl/Drgs:**	0	**Speed:** 10 MPH	**Dir:** S	**Veh Mnvr/Ped Actn:**				7			**Obj Strk:**			
Unit	**2 :** 2	**Alchl/Drgs:**	0	**Speed:** 35 MPH	**Dir:** W	**Veh Mnvr/Ped Actn:**				4			**Obj Strk:**		36	

All data presented in this report comes explicitly from the Traffic Engineering Accident Analysis System based upon va criteria provided by the report's creator. The onus is strictly upon the user of this report to exercise due diligence in in and further representing this data.

North Carolina Department of Transportation
Traffic Engineering Accident Analysis System
Strip Analysis Report

Acc No	Crash ID	Milepost	Date	Accident Type	Total Damage	Injuries F	Injuries A	Injuries B	Injuries C	Condition R	Condition L	Condition W	Road Ch	Road Ci	Trfc Ctl Dv	Trfc Ctl Op
55	**103070391**	2.540	12/29/2010 18:05	REAR END, SLOW OR STOP	$ 1000	0	0	0	1	1	5	1	1	0	3	1
Unit	**1 :** 1	**Alchl/Drgs:**	0	**Speed:** 25 MPH	**Dir:** E	**Veh Mnvr/Ped Actn:**				4			**Obj Strk:**			
Unit	**2 :** 4	**Alchl/Drgs:**	0	**Speed:** 0 MPH	**Dir:** E	**Veh Mnvr/Ped Actn:**				1			**Obj Strk:**			
56	**103446435**	2.540	04/24/2012 12:43	LEFT T□RN, DIFFERENT ROADWA□S	$ 1500	0	0	0	0	1	1	1	1	0	3	1
Unit	**1 :** 26	**Alchl/Drgs:**	0	**Speed:** 0 MPH	**Dir:**	**Veh Mnvr/Ped Actn:**							**Obj Strk:**			
Unit	**2 :** 1	**Alchl/Drgs:**	0	**Speed:** 0 MPH	**Dir:** E	**Veh Mnvr/Ped Actn:**				1			**Obj Strk:**			
57	**103468271**	2.540	05/27/2012 12:31	AN□LE	$ 2000	0	0	0	2	1	1	1	1	0	3	1
Unit	**1 :** 1	**Alchl/Drgs:**	0	**Speed:** 10 MPH	**Dir:** S	**Veh Mnvr/Ped Actn:**				8			**Obj Strk:**			
Unit	**2 :** 1	**Alchl/Drgs:**	0	**Speed:** 15 MPH	**Dir:** E	**Veh Mnvr/Ped Actn:**				4			**Obj Strk:**			
58	**104019494**	2.540	08/31/2013 11:29	REAR END, SLOW OR STOP	$ 900	0	0	0	0	1	1	1	1	0	3	1
Unit	**1 :** 4	**Alchl/Drgs:**	0	**Speed:** 10 MPH	**Dir:** E	**Veh Mnvr/Ped Actn:**				11			**Obj Strk:**			
Unit	**2 :** 2	**Alchl/Drgs:**	0	**Speed:** 0 MPH	**Dir:** E	**Veh Mnvr/Ped Actn:**				11			**Obj Strk:**			
59	**104019495**	2.540	10/10/2013 08:57	REAR END, SLOW OR STOP	$ 700	0	0	0	0	2	1	3		0		
Unit	**1 :** 4	**Alchl/Drgs:**	0	**Speed:** 25 MPH	**Dir:** W	**Veh Mnvr/Ped Actn:**				4			**Obj Strk:**			
Unit	**2 :** 1	**Alchl/Drgs:**	0	**Speed:** 0 MPH	**Dir:** W	**Veh Mnvr/Ped Actn:**				11			**Obj Strk:**			
60	**104083337**	2.540	01/02/2014 17:54	AN□LE	$ 1800	0	0	0	0	2	4	3	1	0	3	1
Unit	**1 :** 2	**Alchl/Drgs:**	0	**Speed:** 35 MPH	**Dir:** W	**Veh Mnvr/Ped Actn:**				4			**Obj Strk:**			
Unit	**2 :** 2	**Alchl/Drgs:**	0	**Speed:** 10 MPH	**Dir:** N	**Veh Mnvr/Ped Actn:**				4			**Obj Strk:**			
61	**104019473**	2.542	07/21/2013 12:54	REAR END, SLOW OR STOP	$ 300	0	0	0	0	1	1	1		0		
Unit	**1 :** 2	**Alchl/Drgs:**	0	**Speed:** 10 MPH	**Dir:** E	**Veh Mnvr/Ped Actn:**				4			**Obj Strk:**			
Unit	**2 :** 2	**Alchl/Drgs:**	0	**Speed:** 5 MPH	**Dir:** E	**Veh Mnvr/Ped Actn:**				4			**Obj Strk:**			
62	**103059633**	2.544	12/19/2010 14:03	REAR END, SLOW OR STOP	$ 6500	0	0	0	2	1	1	1	3	0		
Unit	**1 :** 1	**Alchl/Drgs:**	0	**Speed:** 30 MPH	**Dir:** E	**Veh Mnvr/Ped Actn:**				4			**Obj Strk:**			
Unit	**2 :** 1	**Alchl/Drgs:**	0	**Speed:** 0 MPH	**Dir:** E	**Veh Mnvr/Ped Actn:**				1			**Obj Strk:**			
63	**104083988**	2.546	03/29/2014 17:13	REAR END, SLOW OR STOP	$ 4500	0	0	0	0	2	1	3	1	0	3	1
Unit	**1 :** 1	**Alchl/Drgs:**	0	**Speed:** 35 MPH	**Dir:** W	**Veh Mnvr/Ped Actn:**				4			**Obj Strk:**			
Unit	**2 :** 2	**Alchl/Drgs:**	0	**Speed:** 0 MPH	**Dir:** W	**Veh Mnvr/Ped Actn:**				1			**Obj Strk:**			

All data presented in this report comes explicitly from the Traffic Engineering Accident Analysis System based upon va criteria provided by the report's creator. The onus is strictly upon the user of this report to exercise due diligence in in and further representing this data.

North Carolina Department of Transportation
Traffic Engineering Accident Analysis System
Strip Analysis Report

Acc No	Crash ID	Milepost	Date	Accident Type	Total Damage	Injuries F	A	B	C	Condition R	L	W	Road Ch	Ci	Trfc Ctl Dv	Op
64	**102939409**	2.548	07/01/2010 12:21	LEFT T□RN, DIFFERENT ROADWA□S	$ 9500	0	0	0	0	1	1	1	1	0	3	1
Unit	**1 :** 14	**Alchl/Drgs:**	0	**Speed:** 5 MPH	**Dir:** E	**Veh Mnvr/Ped Actn:**				8			**Obj Strk:**			
Unit	**2 :** 1	**Alchl/Drgs:**	0	**Speed:** 0 MPH	**Dir:** W	**Veh Mnvr/Ped Actn:**				1			**Obj Strk:**			
Unit	**3 :** 20	**Alchl/Drgs:**	0	**Speed:** 0 MPH	**Dir:** W	**Veh Mnvr/Ped Actn:**				1			**Obj Strk:**			
65	**102772267**	2.574	12/22/2009 12:46	LEFT T□RN, DIFFERENT ROADWA□S	$ 4500	0	0	0	0	1	1	1	1	0	0	
Unit	**1 :** 1	**Alchl/Drgs:**	0	**Speed:** 10 MPH	**Dir:** N	**Veh Mnvr/Ped Actn:**				8			**Obj Strk:**			
Unit	**2 :** 1	**Alchl/Drgs:**	0	**Speed:** 10 MPH	**Dir:** W	**Veh Mnvr/Ped Actn:**				4			**Obj Strk:**			
66	**102950241**	2.574	07/22/2010 12:48	SIDESWIPE, SAME DIRECTION	$ 2400	0	0	0	0	1	1	1	1	0	0	
Unit	**1 :** 1	**Alchl/Drgs:**	0	**Speed:** 25 MPH	**Dir:** W	**Veh Mnvr/Ped Actn:**				4			**Obj Strk:**			
Unit	**2 :** 2	**Alchl/Drgs:**	0	**Speed:** 20 MPH	**Dir:** W	**Veh Mnvr/Ped Actn:**				7			**Obj Strk:**			
67	**102940016**	2.574	08/06/2010 04:15	LEFT T□RN, DIFFERENT ROADWA□S	$ 875	0	0	0	0	1	1	1	1	0		
Unit	**1 :** 1	**Alchl/Drgs:**	0	**Speed:** 10 MPH	**Dir:** S	**Veh Mnvr/Ped Actn:**				8			**Obj Strk:**			
Unit	**2 :** 1	**Alchl/Drgs:**	0	**Speed:** 30 MPH	**Dir:** W	**Veh Mnvr/Ped Actn:**				4			**Obj Strk:**			
68	**102953349**	2.574	08/30/2010 07:57	LEFT T□RN, SAME ROADWA□	$ 6000	0	0	0	0	1	1	1	1	0	0	
Unit	**1 :** 2	**Alchl/Drgs:**	0	**Speed:** 35 MPH	**Dir:** E	**Veh Mnvr/Ped Actn:**				8			**Obj Strk:**			
Unit	**2 :** 2	**Alchl/Drgs:**	0	**Speed:** 35 MPH	**Dir:** W	**Veh Mnvr/Ped Actn:**				4			**Obj Strk:**			
69	**103035713**	2.574	11/24/2010 13:03	AN□LE	$ 2200	0	0	0	0	1	1	1	1	0		
Unit	**1 :** 1	**Alchl/Drgs:**	0	**Speed:** 5 MPH	**Dir:** S	**Veh Mnvr/Ped Actn:**				8			**Obj Strk:**			
Unit	**2 :** 1	**Alchl/Drgs:**	0	**Speed:** 10 MPH	**Dir:** W	**Veh Mnvr/Ped Actn:**				4			**Obj Strk:**			
70	**103159762**	2.574	05/02/2011 12:27	RI□HT T□RN, DIFFERENT ROADWA□S	$ 4000	0	0	0	0	1	1	1	1	0	0	
Unit	**1 :** 1	**Alchl/Drgs:**	0	**Speed:** 5 MPH	**Dir:** W	**Veh Mnvr/Ped Actn:**				7			**Obj Strk:**			
Unit	**2 :** 1	**Alchl/Drgs:**	0	**Speed:** 30 MPH	**Dir:** W	**Veh Mnvr/Ped Actn:**				4			**Obj Strk:**			
71	**103163698**	2.574	05/07/2011 18:14	REAR END, SLOW OR STOP	$ 4500	0	0	0	0	1	2	1	1	0		
Unit	**1 :** 5	**Alchl/Drgs:**	0	**Speed:** 20 MPH	**Dir:** E	**Veh Mnvr/Ped Actn:**				4			**Obj Strk:**			
Unit	**2 :** 5	**Alchl/Drgs:**	0	**Speed:** 20 MPH	**Dir:** E	**Veh Mnvr/Ped Actn:**				1			**Obj Strk:**			
72	**103417729**	2.574	03/23/2012 13:18	LEFT T□RN, SAME ROADWA□	$ 2000	0	0	0	0	1	1	1	1	0	0	1
Unit	**1 :** 4	**Alchl/Drgs:**	0	**Speed:** 15 MPH	**Dir:** E	**Veh Mnvr/Ped Actn:**				8			**Obj Strk:**			
Unit	**2 :** 1	**Alchl/Drgs:**	0	**Speed:** 0 MPH	**Dir:** W	**Veh Mnvr/Ped Actn:**				1			**Obj Strk:**			

All data presented in this report comes explicitly from the Traffic Engineering Accident Analysis System based upon va criteria provided by the report's creator. The onus is strictly upon the user of this report to exercise due diligence in in and further representing this data.

Acc No	Crash ID	Milepost	Date	Accident Type	Total Damage	Injuries F	A	B	C	Condition R	L	W	Road Ch	Ci	Trfc Ctl Dv	Op
73	**103572780**	2.574	10/07/2012 10:54	LEFT T□RN, DIFFERENT ROADWA□S	$ 3000	0	0	0	0	2	1	2	1	0	14	1
Unit	**1 :** 4	**Alchl/Drgs:**	0	**Speed:** 15 MPH	**Dir:** E	**Veh Mnvr/Ped Actn:**				8			**Obj Strk:**			
Unit	**2 :** 1	**Alchl/Drgs:**	0	**Speed:** 0 MPH	**Dir:** E	**Veh Mnvr/Ped Actn:**				8			**Obj Strk:**			
74	**103430518**	2.640	04/02/2012 17:17	REAR END, SLOW OR STOP	$ 1100	0	0	0	0	1	1	1	1	0	13	1
Unit	**1 :** 1	**Alchl/Drgs:**	0	**Speed:** 20 MPH	**Dir:** E	**Veh Mnvr/Ped Actn:**				4			**Obj Strk:**			
Unit	**2 :** 3	**Alchl/Drgs:**	0	**Speed:** 0 MPH	**Dir:** E	**Veh Mnvr/Ped Actn:**				1			**Obj Strk:**			
75	**102817405**	2.660	03/02/2010 20:16	REAR END, SLOW OR STOP	$ 5000	0	0	0	0	2	5	3	1	0	0	
Unit	**1 :** 4	**Alchl/Drgs:**	0	**Speed:** 35 MPH	**Dir:** E	**Veh Mnvr/Ped Actn:**				4			**Obj Strk:**			
Unit	**2 :** 1	**Alchl/Drgs:**	0	**Speed:** 15 MPH	**Dir:** E	**Veh Mnvr/Ped Actn:**				4			**Obj Strk:**			
76	**103026857**	2.660	11/15/2010 12:24	LEFT T□RN, SAME ROADWA□	$ 5500	0	0	0	0	1	1	2	1	0	1	1
Unit	**1 :** 1	**Alchl/Drgs:**	0	**Speed:** 10 MPH	**Dir:** N	**Veh Mnvr/Ped Actn:**				8			**Obj Strk:**			
Unit	**2 :** 1	**Alchl/Drgs:**	0	**Speed:** 20 MPH	**Dir:** E	**Veh Mnvr/Ped Actn:**				4			**Obj Strk:**			
77	**103129261**	2.660	03/31/2011 21:13	LEFT T□RN, DIFFERENT ROADWA□S	$ 6500	0	0	0	0	2	5	3	1	0	1	1
Unit	**1 :** 4	**Alchl/Drgs:**	0	**Speed:** 5 MPH	**Dir:** W	**Veh Mnvr/Ped Actn:**				8			**Obj Strk:**			
Unit	**2 :** 4	**Alchl/Drgs:**	0	**Speed:** 30 MPH	**Dir:** E	**Veh Mnvr/Ped Actn:**				4			**Obj Strk:**			
78	**103355842**	2.698	12/07/2011 17:17	SIDESWIPE, SAME DIRECTION	$ 3500	0	0	0	0	2	4	3	1	0	0	
Unit	**1 :** 2	**Alchl/Drgs:**	0	**Speed:** 35 MPH	**Dir:** W	**Veh Mnvr/Ped Actn:**				4			**Obj Strk:**			
Unit	**2 :** 4	**Alchl/Drgs:**	0	**Speed:** 35 MPH	**Dir:** W	**Veh Mnvr/Ped Actn:**				1			**Obj Strk:**			
79	**103002271**	2.700	10/28/2010 11:05	RI□HT T□RN, DIFFERENT ROADWA□S	$ 2000	0	0	0	0	1	1	1	1	0	1	1
Unit	**1 :** 1	**Alchl/Drgs:**	0	**Speed:** 20 MPH	**Dir:** S	**Veh Mnvr/Ped Actn:**				7			**Obj Strk:**			
Unit	**2 :** 4	**Alchl/Drgs:**	0	**Speed:** 20 MPH	**Dir:** W	**Veh Mnvr/Ped Actn:**				4			**Obj Strk:**			
80	**103489567**	2.709	06/23/2012 11:17	REAR END, SLOW OR STOP	$ 2750	0	0	1	0	1	1	1	1	0	0	
Unit	**1 :** 2	**Alchl/Drgs:**	0	**Speed:** 35 MPH	**Dir:** E	**Veh Mnvr/Ped Actn:**				4			**Obj Strk:**			
Unit	**2 :** 1	**Alchl/Drgs:**	0	**Speed:** 20 MPH	**Dir:** E	**Veh Mnvr/Ped Actn:**				11			**Obj Strk:**			
81	**103149710**	2.753	04/29/2011 21:22	LEFT T□RN, SAME ROADWA□	$ 6500	0	0	0	0	1	4	1	1	0	0	1
Unit	**1 :** 1	**Alchl/Drgs:**	0	**Speed:** 10 MPH	**Dir:** S	**Veh Mnvr/Ped Actn:**				8			**Obj Strk:**			
Unit	**2 :** 1	**Alchl/Drgs:**	0	**Speed:** 35 MPH	**Dir:** E	**Veh Mnvr/Ped Actn:**				4			**Obj Strk:**			

All data presented in this report comes explicitly from the Traffic Engineering Accident Analysis System based upon va
criteria provided by the report's creator. The onus is strictly upon the user of this report to exercise due diligence in in
and further representing this data.

Acc No	Crash ID	Milepost	Date	Accident Type	Total Damage	Injuries F	A	B	C	Condition R	L	W	Road Ch	Ci	Trfc Ctl Dv	Op
82	**102833098**	2.810	12/25/2009 13:55	RI□HT T□RN, SAME ROADWA□	$ 1200	0	0	0	0	2	1	3	1	0	0	
Unit	**1 :** 4	**Alchl/Drgs:**	0	**Speed:** 30 MPH	**Dir:** W	**Veh Mnvr/Ped Actn:**				7			**Obj Strk:**			
Unit	**2 :** 1	**Alchl/Drgs:**	0	**Speed:** 30 MPH	**Dir:** W	**Veh Mnvr/Ped Actn:**				4			**Obj Strk:**			
Unit	**3 :** 1	**Alchl/Drgs:**	0	**Speed:** 0 MPH	**Dir:** S	**Veh Mnvr/Ped Actn:**				1			**Obj Strk:**			
83	**103102988**	2.854	02/23/2011 14:22	LEFT T□RN, DIFFERENT ROADWA□S	$ 5000	0	0	0	0	1	1	1	1	0	0	
Unit	**1 :** 4	**Alchl/Drgs:**	0	**Speed:** 5 MPH	**Dir:** N	**Veh Mnvr/Ped Actn:**				8			**Obj Strk:**			
Unit	**2 :** 1	**Alchl/Drgs:**	0	**Speed:** 35 MPH	**Dir:** W	**Veh Mnvr/Ped Actn:**				4			**Obj Strk:**			
84	**103769166**	2.871	09/26/2012 21:45	PEDESTRIAN	$ 750	1	0	0	0	1	4	1	1	0	13	1
Unit	**1 :** 24	**Alchl/Drgs:**	1	**Speed:** 0 MPH	**Dir:**	**Veh Mnvr/Ped Actn:**							**Obj Strk:**		14	
Unit	**2 :** 1	**Alchl/Drgs:**	0	**Speed:** 25 MPH	**Dir:** W	**Veh Mnvr/Ped Actn:**				4			**Obj Strk:**		14	
Unit	**3 :** 1	**Alchl/Drgs:**	0	**Speed:** 20 MPH	**Dir:** W	**Veh Mnvr/Ped Actn:**				4			**Obj Strk:**		14	
85	**103369183**	2.890	01/12/2012 07:19	LEFT T□RN, DIFFERENT ROADWA□S	$ 1500	0	0	0	0	2	3	1	1	0	1	1
Unit	**1 :** 1	**Alchl/Drgs:**	0	**Speed:** 10 MPH	**Dir:** N	**Veh Mnvr/Ped Actn:**				8			**Obj Strk:**			
Unit	**2 :** 1	**Alchl/Drgs:**	0	**Speed:** 35 MPH	**Dir:** E	**Veh Mnvr/Ped Actn:**				4			**Obj Strk:**			
86	**104083350**	2.890	01/08/2014 21:44	LEFT T□RN, DIFFERENT ROADWA□S	$ 5000	0	0	0	0	1	4	1	1	0	1	1
Unit	**1 :** 1	**Alchl/Drgs:**	0	**Speed:** 5 MPH	**Dir:** N	**Veh Mnvr/Ped Actn:**				8			**Obj Strk:**			
Unit	**2 :** 4	**Alchl/Drgs:**	0	**Speed:** 35 MPH	**Dir:** E	**Veh Mnvr/Ped Actn:**				4			**Obj Strk:**			
87	**103620282**	3.031	11/25/2012 20:17	ANIMAL	$ 1500	0	0	0	0	1	5	1	1	0		
Unit	**1 :** 1	**Alchl/Drgs:**	0	**Speed:** 30 MPH	**Dir:** W	**Veh Mnvr/Ped Actn:**				4			**Obj Strk:**		17	
88	**102897042**	3.048	06/15/2010 18:23	REAR END, T□RN	$ 2500	0	0	0	0	1	1	1	1	0		
Unit	**1 :** 1	**Alchl/Drgs:**	0	**Speed:** 35 MPH	**Dir:** E	**Veh Mnvr/Ped Actn:**				4			**Obj Strk:**			
Unit	**2 :** 4	**Alchl/Drgs:**	0	**Speed:** 35 MPH	**Dir:** E	**Veh Mnvr/Ped Actn:**				7			**Obj Strk:**			
89	**103220446**	3.069	07/26/2011 21:06	AN□LE	$ 3500	0	0	0	0	1	4	1	1	0	0	
Unit	**1 :** 2	**Alchl/Drgs:**	0	**Speed:** 15 MPH	**Dir:** N	**Veh Mnvr/Ped Actn:**				4			**Obj Strk:**			
Unit	**2 :** 1	**Alchl/Drgs:**	0	**Speed:** 35 MPH	**Dir:** E	**Veh Mnvr/Ped Actn:**				4			**Obj Strk:**			
90	**102945082**	3.200	08/11/2010 11:54	REAR END, T□RN	$ 5500	0	0	0	1	1	1	1	2	0	13	1
Unit	**1 :** 1	**Alchl/Drgs:**	0	**Speed:** 35 MPH	**Dir:** W	**Veh Mnvr/Ped Actn:**				4			**Obj Strk:**			
Unit	**2 :** 1	**Alchl/Drgs:**	0	**Speed:** 0 MPH	**Dir:** W	**Veh Mnvr/Ped Actn:**				8			**Obj Strk:**			

All data presented in this report comes explicitly from the Traffic Engineering Accident Analysis System based upon va criteria provided by the report's creator. The onus is strictly upon the user of this report to exercise due diligence in in and further representing this data.

North Carolina Department of Transportation
Traffic Engineering Accident Analysis System
Strip Analysis Report

Acc No	Crash ID	Milepost	Date	Accident Type	Total Damage	Injuries F	A	B	C	Condition R	L	W	Road Ch	Ci	Trfc Ctl Dv	Op
91	**103001137**	3.200	10/25/2010 08:30	ANIMAL	$ 1000	0	0	0	0	1	1	1	1	0	13	1
Unit	**1 :** 1	**Alchl/Drgs:**	0	**Speed:** 45 MPH	**Dir:** E	**Veh Mnvr/Ped Actn:**				4			**Obj Strk:**		17	
92	**103223583**	3.200	07/14/2011 14:23	REAR END, SLOW OR STOP	$ 5000	0	0	0	3	1	1	1	1	4	13	1
Unit	**1 :** 4	**Alchl/Drgs:**	0	**Speed:** 25 MPH	**Dir:** E	**Veh Mnvr/Ped Actn:**				4			**Obj Strk:**			
Unit	**2 :** 2	**Alchl/Drgs:**	0	**Speed:** 0 MPH	**Dir:** E	**Veh Mnvr/Ped Actn:**				1			**Obj Strk:**			
93	**103754764**	3.200	05/12/2013 22:41	ANIMAL	$ 1200	0	0	0	0	1	4	1	1	0	13	1
Unit	**1 :** 1	**Alchl/Drgs:**	0	**Speed:** 30 MPH	**Dir:** E	**Veh Mnvr/Ped Actn:**				4			**Obj Strk:**		17	
94	**102847770**	3.201	04/07/2010 17:39	REAR END, SLOW OR STOP	$ 6700	0	0	2	1	1	1	1	1	0	13	1
Unit	**1 :** 1	**Alchl/Drgs:**	0	**Speed:** 35 MPH	**Dir:** W	**Veh Mnvr/Ped Actn:**				4			**Obj Strk:**			
Unit	**2 :** 1	**Alchl/Drgs:**	0	**Speed:** 35 MPH	**Dir:** W	**Veh Mnvr/Ped Actn:**				16			**Obj Strk:**			
Unit	**3 :** 1	**Alchl/Drgs:**	0	**Speed:** 35 MPH	**Dir:** W	**Veh Mnvr/Ped Actn:**				11			**Obj Strk:**			
95	**102991265**	3.220	10/16/2010 10:30	ANIMAL	$ 1000	0	0	0	0	1	1	1	2	0	13	1
Unit	**1 :** 2	**Alchl/Drgs:**	0	**Speed:** 35 MPH	**Dir:** E	**Veh Mnvr/Ped Actn:**				4			**Obj Strk:**		17	
96	**103010731**	3.220	10/24/2010 05:26	ANIMAL	$ 2500	0	0	0	0	1	4	1	1	0	13	1
Unit	**1 :** 1	**Alchl/Drgs:**	0	**Speed:** 38 MPH	**Dir:** E	**Veh Mnvr/Ped Actn:**				1			**Obj Strk:**		17	
97	**103516259**	3.920	07/11/2012 15:22	RAN OFF ROAD □LEFT	$ 3000	0	0	0	0	2	1	3	6	0	13	1
Unit	**1 :** 5	**Alchl/Drgs:**	0	**Speed:** 35 MPH	**Dir:** E	**Veh Mnvr/Ped Actn:**				4			**Obj Strk:**		37	
98	**103111486**	4.180	03/14/2011 17:45	ANIMAL	$ 4500	0	0	0	0	1	1	1	1	0	13	1
Unit	**1 :** 1	**Alchl/Drgs:**	0	**Speed:** 35 MPH	**Dir:** W	**Veh Mnvr/Ped Actn:**				4			**Obj Strk:**		17	
99	**103694989**	4.355	02/13/2013 18:55	RAN OFF ROAD □ RI□HT	$ 400	0	0	0	0	2	5	3	3	8	13	1
Unit	**1 :** 32	**Alchl/Drgs:**	7	**Speed:** 45 MPH	**Dir:** W	**Veh Mnvr/Ped Actn:**				4			**Obj Strk:**		60	
100	**103341556**	4.440	12/09/2011 16:59	AN□LE	$ 9500	0	0	0	0	1	2	1	3	0		
Unit	**1 :** 1	**Alchl/Drgs:**	0	**Speed:** 25 MPH	**Dir:** N	**Veh Mnvr/Ped Actn:**				8			**Obj Strk:**			
Unit	**2 :** 1	**Alchl/Drgs:**	0	**Speed:** 25 MPH	**Dir:** S	**Veh Mnvr/Ped Actn:**				4			**Obj Strk:**			
101	**102866558**	4.580	05/07/2010 14:25	REAR END, T□RN	$ 4500	0	0	0	1	1	1	1	1	0	13	1
Unit	**1 :** 1	**Alchl/Drgs:**	0	**Speed:** 27 MPH	**Dir:** NW	**Veh Mnvr/Ped Actn:**				11			**Obj Strk:**			

All data presented in this report comes explicitly from the Traffic Engineering Accident Analysis System based upon va criteria provided by the report's creator. The onus is strictly upon the user of this report to exercise due diligence in in and further representing this data.

Acc No	Crash ID	Milepost	Date	Accident Type	Total Damage	Injuries F	A	B	C	Condition R	L	W	Road Ch	Ci	Trfc Ctl Dv	Op
Unit	**2 :** 1	**Alchl/Drgs:**	0	**Speed:** 0 MPH **Dir:** NW		**Veh Mnvr/Ped Actn:**				1		**Obj Strk:**				
102	**103097755**	4.580	02/13/2011 21:05	ANIMAL	$ 3000	0	0	0	0	1	4	1	1	0	13	1
Unit	**1 :** 1	**Alchl/Drgs:**	0	**Speed:** 35 MPH **Dir:** W		**Veh Mnvr/Ped Actn:**				4		**Obj Strk:**			17	
103	**103651389**	4.580	01/04/2013 07:46	AN□LE	$ 4000	0	1	0	3	1	1	9	1	0	1	1
Unit	**1 :** 1	**Alchl/Drgs:**	0	**Speed:** 5 MPH **Dir:** S		**Veh Mnvr/Ped Actn:**				8		**Obj Strk:**				
Unit	**2 :** 5	**Alchl/Drgs:**	0	**Speed:** 40 MPH **Dir:** W		**Veh Mnvr/Ped Actn:**				4		**Obj Strk:**				
104	**103553536**	4.890	08/23/2012 16:46	REAR END, SLOW OR STOP	$ 21500	0	0	2	3	1	1	1	2	0	13	1
Unit	**1 :** 1	**Alchl/Drgs:**	0	**Speed:** 45 MPH **Dir:** E		**Veh Mnvr/Ped Actn:**				11		**Obj Strk:**				
Unit	**2 :** 4	**Alchl/Drgs:**	0	**Speed:** 0 MPH **Dir:** E		**Veh Mnvr/Ped Actn:**				1		**Obj Strk:**				
Unit	**3 :** 4	**Alchl/Drgs:**	0	**Speed:** 0 MPH **Dir:** E		**Veh Mnvr/Ped Actn:**				1		**Obj Strk:**				
Unit	**4 :** 4	**Alchl/Drgs:**	0	**Speed:** 0 MPH **Dir:** E		**Veh Mnvr/Ped Actn:**				1		**Obj Strk:**				
105	**103251549**	4.899	09/08/2011 13:44	REAR END, SLOW OR STOP	$ 6000	0	0	0	0	1	1	1	1	0	13	1
Unit	**1 :** 2	**Alchl/Drgs:**	0	**Speed:** 35 MPH **Dir:** W		**Veh Mnvr/Ped Actn:**				4		**Obj Strk:**				
Unit	**2 :** 2	**Alchl/Drgs:**	0	**Speed:** 0 MPH **Dir:** W		**Veh Mnvr/Ped Actn:**				1		**Obj Strk:**				
106	**103474056**	4.899	05/31/2012 19:10	AN□LE	$ 2800	0	0	0	0	1	1	1	2	0	13	1
Unit	**1 :** 1	**Alchl/Drgs:**	0	**Speed:** 10 MPH **Dir:** NW		**Veh Mnvr/Ped Actn:**				8		**Obj Strk:**				
Unit	**2 :** 4	**Alchl/Drgs:**	0	**Speed:** 15 MPH **Dir:** W		**Veh Mnvr/Ped Actn:**				4		**Obj Strk:**				
107	**102711586**	4.904	10/03/2009 19:55	HEAD ON	$ 10000	0	0	0	1	1	4	1	1	0	0	
Unit	**1 :** 1	**Alchl/Drgs:**	1	**Speed:** 25 MPH **Dir:** NW		**Veh Mnvr/Ped Actn:**				4		**Obj Strk:**				
Unit	**2 :** 1	**Alchl/Drgs:**	0	**Speed:** 25 MPH **Dir:** SE		**Veh Mnvr/Ped Actn:**				4		**Obj Strk:**				
108	**103246524**	4.921	08/22/2011 12:04	REAR END, SLOW OR STOP	$ 1100	0	0	0	0	1	1	1	1	0	13	1
Unit	**1 :** 1	**Alchl/Drgs:**	0	**Speed:** 0 MPH **Dir:** W		**Veh Mnvr/Ped Actn:**				4		**Obj Strk:**				
Unit	**2 :** 1	**Alchl/Drgs:**	0	**Speed:** 0 MPH **Dir:** W		**Veh Mnvr/Ped Actn:**				1		**Obj Strk:**				
Unit	**3 :** 1	**Alchl/Drgs:**	0	**Speed:** 0 MPH **Dir:** W		**Veh Mnvr/Ped Actn:**				1		**Obj Strk:**				
109	**103223586**	4.940	07/23/2011 16:24	AN□LE	$ 6500	0	0	0	0	1	1	1	3	0	3	1
Unit	**1 :** 1	**Alchl/Drgs:**	0	**Speed:** 45 MPH **Dir:** W		**Veh Mnvr/Ped Actn:**				4		**Obj Strk:**				
Unit	**2 :** 1	**Alchl/Drgs:**	0	**Speed:** 15 MPH **Dir:** N		**Veh Mnvr/Ped Actn:**				4		**Obj Strk:**				

All data presented in this report comes explicitly from the Traffic Engineering Accident Analysis System based upon va
criteria provided by the report's creator. The onus is strictly upon the user of this report to exercise due diligence in in
and further representing this data.

Acc No	Crash ID	Milepost	Date	Accident Type	Total Damage	Injuries F	A	B	C	Condition R	L	W	Road Ch	Ci	Trfc Ctl Dv	Op
110	**102990941**	5.000	10/14/2010 08:17	AN□LE	$ 10000	0	0	0	0	2	1	3	1	0	1	1
Unit	**1 :** 4	**Alchl/Drgs:**	0	**Speed:** 10 MPH	**Dir:** SW	**Veh Mnvr/Ped Actn:**				8			**Obj Strk:**			
Unit	**2 :** 2	**Alchl/Drgs:**	0	**Speed:** 35 MPH	**Dir:** N	**Veh Mnvr/Ped Actn:**				4			**Obj Strk:**			
111	**104014018**	5.000	03/05/2014 19:45	REAR END, SLOW OR STOP	$ 600	0	0	0	0	1	5	1	1	0	1	1
Unit	**1 :** 1	**Alchl/Drgs:**	0	**Speed:** 5 MPH	**Dir:** W	**Veh Mnvr/Ped Actn:**				11			**Obj Strk:**			
Unit	**2 :** 1	**Alchl/Drgs:**	0	**Speed:** 0 MPH	**Dir:** W	**Veh Mnvr/Ped Actn:**				1			**Obj Strk:**			
112	**104019570**	5.038	12/19/2013 18:37	RI□HT T□RN, SAME ROADWA□	$ 4500	0	0	0	1	1	1	1	1	0	0	1
Unit	**1 :** 1	**Alchl/Drgs:**	0	**Speed:** 5 MPH	**Dir:** N	**Veh Mnvr/Ped Actn:**				7			**Obj Strk:**			
Unit	**2 :** 20	**Alchl/Drgs:**	0	**Speed:** 35 MPH	**Dir:** E	**Veh Mnvr/Ped Actn:**				4			**Obj Strk:**			
113	**103734141**	5.142	03/14/2013 08:09	REAR END, SLOW OR STOP	$ 2100	0	0	0	0	1	1	1	2	0	13	1
Unit	**1 :** 4	**Alchl/Drgs:**	0	**Speed:** 30 MPH	**Dir:** W	**Veh Mnvr/Ped Actn:**				7			**Obj Strk:**			
Unit	**2 :** 5	**Alchl/Drgs:**	0	**Speed:** 0 MPH	**Dir:** W	**Veh Mnvr/Ped Actn:**				1			**Obj Strk:**			
Unit	**3 :** 2	**Alchl/Drgs:**	0	**Speed:** 35 MPH	**Dir:** W	**Veh Mnvr/Ped Actn:**				1			**Obj Strk:**			
114	**102927367**	5.180	07/06/2010 15:43	REAR END, SLOW OR STOP	$ 2300	0	0	0	1	1	1	1	1	0	3	1
Unit	**1 :** 4	**Alchl/Drgs:**	0	**Speed:** 20 MPH	**Dir:** E	**Veh Mnvr/Ped Actn:**				4			**Obj Strk:**			
Unit	**2 :** 1	**Alchl/Drgs:**	0	**Speed:** 20 MPH	**Dir:** E	**Veh Mnvr/Ped Actn:**				11			**Obj Strk:**			
115	**103000454**	5.180	10/18/2010 07:37	REAR END, SLOW OR STOP	$ 1000	0	0	0	1	1	1	1	1	0	4	1
Unit	**1 :** 4	**Alchl/Drgs:**	0	**Speed:** 25 MPH	**Dir:** W	**Veh Mnvr/Ped Actn:**				4			**Obj Strk:**			
Unit	**2 :** 4	**Alchl/Drgs:**	0	**Speed:** 25 MPH	**Dir:** W	**Veh Mnvr/Ped Actn:**				4			**Obj Strk:**			
116	**103032841**	5.180	11/27/2010 08:46	SIDESWIPE, SAME DIRECTION	$ 2700	0	0	0	0	1	3	1	2	0	3	2
Unit	**1 :** 5	**Alchl/Drgs:**	0	**Speed:** 30 MPH	**Dir:** W	**Veh Mnvr/Ped Actn:**				5			**Obj Strk:**			
Unit	**2 :** 5	**Alchl/Drgs:**	0	**Speed:** 15 MPH	**Dir:** W	**Veh Mnvr/Ped Actn:**				4			**Obj Strk:**			
117	**104032997**	5.180	03/08/2013 16:34	□N□NOWN	$ 1400	0	0	0	0	1	1	1	1	0	3	1
Unit	**1 :** 1	**Alchl/Drgs:**	0	**Speed:** 10 MPH	**Dir:** E	**Veh Mnvr/Ped Actn:**				4			**Obj Strk:**			
Unit	**2 :** 1	**Alchl/Drgs:**	0	**Speed:** 0 MPH	**Dir:** E	**Veh Mnvr/Ped Actn:**				1			**Obj Strk:**			
118	**103728404**	5.180	03/28/2013 18:19	REAR END, SLOW OR STOP	$ 1000	0	0	0	0	1	1	1	1	0	3	1
Unit	**1 :** 1	**Alchl/Drgs:**	0	**Speed:** 10 MPH	**Dir:** E	**Veh Mnvr/Ped Actn:**				4			**Obj Strk:**			
Unit	**2 :** 1	**Alchl/Drgs:**	0	**Speed:** 10 MPH	**Dir:** E	**Veh Mnvr/Ped Actn:**				1			**Obj Strk:**			

All data presented in this report comes explicitly from the Traffic Engineering Accident Analysis System based upon va
criteria provided by the report's creator. The onus is strictly upon the user of this report to exercise due diligence in in
and further representing this data.

North Carolina Department of Transportation
Traffic Engineering Accident Analysis System
Strip Analysis Report

Acc No	Crash ID	Milepost	Date	Accident Type	Total Damage	Injuries F	A	B	C	Condition R	L	W	Road Ch	Ci	Trfc Ctl Dv	Op
119	**103779390**	5.180	06/04/2013 07:39	REAR END, SLOW OR STOP	$ 0	0	0	0	1	1	1	1	2	0	3	1
Unit	**1 :** 4	**Alchl/Drgs:**	0	**Speed:** 20 MPH	**Dir:** E	**Veh Mnvr/Ped Actn:**				4			**Obj Strk:**			
Unit	**2 :** 1	**Alchl/Drgs:**	0	**Speed:** 20 MPH	**Dir:** E	**Veh Mnvr/Ped Actn:**				4			**Obj Strk:**			
120	**103343779**	5.250	12/12/2011 06:52	ANIMAL	$ 7000	0	0	0	0	1	3	1	3	0	13	1
Unit	**1 :** 1	**Alchl/Drgs:**	0	**Speed:** 35 MPH	**Dir:** E	**Veh Mnvr/Ped Actn:**				4			**Obj Strk:**		17	
121	**102770062**	5.340	10/15/2009 10:36	REAR END, SLOW OR STOP	$ 4500	0	0	0	0	2	1	3	2	0	13	1
Unit	**1 :** 2	**Alchl/Drgs:**	0	**Speed:** 35 MPH	**Dir:** E	**Veh Mnvr/Ped Actn:**				4			**Obj Strk:**			
Unit	**2 :** 1	**Alchl/Drgs:**	0	**Speed:** 5 MPH	**Dir:** E	**Veh Mnvr/Ped Actn:**				4			**Obj Strk:**			
Unit	**3 :** 1	**Alchl/Drgs:**	0	**Speed:** 5 MPH	**Dir:** E	**Veh Mnvr/Ped Actn:**				8			**Obj Strk:**			
122	**103324923**	5.840	12/09/2011 19:20	ANIMAL	$ 1000	0	0	0	0	1	5	1	1	0	0	
Unit	**1 :** 1	**Alchl/Drgs:**	0	**Speed:** 35 MPH	**Dir:** E	**Veh Mnvr/Ped Actn:**				4			**Obj Strk:**		17	
123	**103387238**	5.874	02/10/2012 08:00	REAR END, SLOW OR STOP	$ 8000	0	0	0	0	1	1	1	1	0	3	1
Unit	**1 :** 2	**Alchl/Drgs:**	0	**Speed:** 35 MPH	**Dir:** W	**Veh Mnvr/Ped Actn:**				4			**Obj Strk:**			
Unit	**2 :** 4	**Alchl/Drgs:**	0	**Speed:** 35 MPH	**Dir:** W	**Veh Mnvr/Ped Actn:**				11			**Obj Strk:**			
124	**103289809**	5.883	10/21/2011 08:06	REAR END, SLOW OR STOP	$ 1800	0	0	0	0	1	1	1	1	0	13	1
Unit	**1 :** 4	**Alchl/Drgs:**	0	**Speed:** 35 MPH	**Dir:** W	**Veh Mnvr/Ped Actn:**				4			**Obj Strk:**			
Unit	**2 :** 1	**Alchl/Drgs:**	0	**Speed:** 20 MPH	**Dir:** W	**Veh Mnvr/Ped Actn:**				1			**Obj Strk:**			
125	**103343606**	5.940	12/11/2011 15:37	RAN OFF ROAD □ RI□HT	$ 1700	0	0	0	0	1	1	1	1	0	3	1
Unit	**1 :** 4	**Alchl/Drgs:**	0	**Speed:** 35 MPH	**Dir:** E	**Veh Mnvr/Ped Actn:**				4			**Obj Strk:**		34	
126	**103807287**	5.940	06/24/2013 08:14	REAR END, SLOW OR STOP	$ 13000	0	0	0	4	1	1	1	2	0	13	1
Unit	**1 :** 5	**Alchl/Drgs:**	0	**Speed:** 35 MPH	**Dir:** E	**Veh Mnvr/Ped Actn:**				4			**Obj Strk:**			
Unit	**2 :** 1	**Alchl/Drgs:**	0	**Speed:** 0 MPH	**Dir:** E	**Veh Mnvr/Ped Actn:**				1			**Obj Strk:**			
Unit	**3 :** 1	**Alchl/Drgs:**	0	**Speed:** 0 MPH	**Dir:** E	**Veh Mnvr/Ped Actn:**				8			**Obj Strk:**			
127	**103846280**	5.940	08/18/2013 19:30	AN□LE	$ 7000	0	0	0	3	1	1	1	2	0	3	1
Unit	**1 :** 1	**Alchl/Drgs:**	0	**Speed:** 45 MPH	**Dir:** W	**Veh Mnvr/Ped Actn:**				4			**Obj Strk:**			
Unit	**2 :** 4	**Alchl/Drgs:**	0	**Speed:** 35 MPH	**Dir:** N	**Veh Mnvr/Ped Actn:**				4			**Obj Strk:**			

All data presented in this report comes explicitly from the Traffic Engineering Accident Analysis System based upon va criteria provided by the report's creator. The onus is strictly upon the user of this report to exercise due diligence in in and further representing this data.

North Carolina Department of Transportation
Traffic Engineering Accident Analysis System
Strip Analysis Report

Acc No	Crash ID	Milepost	Date	Accident Type	Total Damage	Injuries F	Injuries A	Injuries B	Injuries C	Condition R	Condition L	Condition W	Road Ch	Road Ci	Trfc Ctl Dv	Trfc Ctl Op
128	**103373467**	5.980	01/24/2012 08:25	REAR END, SLOW OR STOP	$ 2100	0	0	0	0	2	1	3	1	0	13	1

Unit	**1 :**	1	**Alchl/Drgs:**	0	**Speed:**	10	MPH	**Dir:**	W	**Veh Mnvr/Ped Actn:**	4		**Obj Strk:**			
Unit	**2 :**	2	**Alchl/Drgs:**	0	**Speed:**	0	MPH	**Dir:**	W	**Veh Mnvr/Ped Actn:**	1		**Obj Strk:**			
Unit	**3 :**	32	**Alchl/Drgs:**	7	**Speed:**	0	MPH	**Dir:**	W	**Veh Mnvr/Ped Actn:**	1		**Obj Strk:**			

129	**103442154**	6.080	04/29/2012 15:20	LEFT T□RN, DIFFERENT ROADWA□S	$ 6500	0	0	0	0	1	1	1	3	0	1	1

Unit	**1 :**	1	**Alchl/Drgs:**	0	**Speed:**	35	MPH	**Dir:**	SE	**Veh Mnvr/Ped Actn:**	8		**Obj Strk:**			
Unit	**2 :**	1	**Alchl/Drgs:**	0	**Speed:**	45	MPH	**Dir:**	W	**Veh Mnvr/Ped Actn:**	4		**Obj Strk:**			

Legend for Report Details:

A□ □N□ □A□□□□□□□N□□ □□□
I□□□□□□□: F □F□□□,□A □C□□□□A, B □C□□□□B, C □C□□□□C
C□□□□□□□□: R □R□□□ S□□□□□□, L □A□ □□□□□L□□□,□W □W□□□□□□
R□ C□ □R□□□ C□□□□□□□□□
R□ C□□R□□□□ □□C□□□□□□□□□□ C□□□□□ □□□□□□□□
T□□□ C□□□T□□□□□□ C□□□□□□:□D□ □D□□□□□, O□ □O□□□□□□□□□
A□□□/D□□□ □A□□□□□□D□□□□ S□□□□□□□□□
□□□ M□□□/P□□ A□□□ □□□□□□□□ M□□□□□□□□/P□□□□□□□□□ A□□□□
O□□S□□□ □O□□□□□S□□□□

All data presented in this report comes explicitly from the Traffic Engineering Accident Analysis System based upon va
criteria provided by the report's creator. The onus is strictly upon the user of this report to exercise due diligence in in
and further representing this data.

Summary Statistics

igh Level Crash Summary

Crash Type	Number of Crashes	Percent of Total
Total Crashes	129	100.00
Fatal Crashes	1	0.78
Non-Fatal Injury Crashes	32	24.81
Total Injury Crashes	33	25.58
Property Damage Only Crashes	96	74.42
Night Crashes	37	28.68
Wet Crashes	24	18.60
Alcohol/Drugs Involvement Crashes	2	1.55

Crash Severity Summary

Crash Type	Number of Crashes	Percent of Total
Total Crashes	129	100.00
Fatal Crashes	1	0.78
Class A Crashes	1	0.78
Class B Crashes	7	5.43
Class C Crashes	24	18.60
Property Damage Only Crashes	96	74.42

Vehicle Exposure Statistics

Annual ADT 13400

Total Length 4.474 Miles **7.2 ilometers**

Total Vehicle Exposure 109.47 MVMT **176.18 MV MT**

Crash Rate	Crashes Per 100 Million Vehicle Miles	Crashes Per 100 Million Vehicle ilometers
Total Crash Rate	117.84	73.22
Fatal Crash Rate	0.91	0.57
Non Fatal Crash Rate	29.23	18.16
Night Crash Rate	33.80	21.00
Wet Crash Rate	21.92	13.62
EPDO Rate	465.87	289.48

All data presented in this report comes explicitly from the Traffic Engineering Accident Analysis System based upon va
criteria provided by the report's creator. The onus is strictly upon the user of this report to exercise due diligence in in
and further representing this data.

Miscellaneous Statistics

Severity Index =	3.95
EPDO Crash Index =	510.00
Estimated Property Damage Total = $	489195.00

Accident Type Summary

Accident Type	Number of Crashes	Percent of Total
ANGLE	15	11.63
ANIMAL	12	9.30
FIXED OBJECT	3	2.33
HEAD ON	1	0.78
LEFT TURN, DIFFERENT ROADWAYS	16	12.40
LEFT TURN, SAME ROADWAY	9	6.98
OTHER COLLISION WITH VEHICLE	1	0.78
PEDESTRIAN	1	0.78
RAN OFF ROAD - LEFT	3	2.33
RAN OFF ROAD - RIGHT	3	2.33
REAR END, SLOW OR STOP	47	36.43
REAR END, TURN	4	3.10
RIGHT TURN, DIFFERENT ROADWAYS	4	3.10
RIGHT TURN, SAME ROADWAY	5	3.88
SIDESWIPE, SAME DIRECTION	4	3.10
UNKNOWN	1	0.78

Injury Summary

Injury Type	Number of Injuries	Percent of Total
Fatal Injuries	1	1.85
Class A Injuries	1	1.85
Class B Injuries	9	16.67
Class C Injuries	43	79.63
Total Non-Fatal Injuries	53	98.15
Total Injuries	54	100.00

All data presented in this report comes explicitly from the Traffic Engineering Accident Analysis System based upon va
criteria provided by the report's creator. The onus is strictly upon the user of this report to exercise due diligence in in
and further representing this data.

Monthly Summary

Month	Number of Crashes	Percent of Total
Jan	10	7.75
Feb	6	4.65
Mar	13	10.08
Apr	10	7.75
May	8	6.20
Jun	10	7.75
Jul	11	8.53
Aug	12	9.30
Sep	7	5.43
Oct	14	10.85
Nov	12	9.30
Dec	16	12.40

Daily Summary

Day	Number of Crashes	Percent of Total
Mon	21	16.28
Tue	14	10.85
Wed	17	13.18
Thu	20	15.50
Fri	23	17.83
Sat	17	13.18
Sun	17	13.18

All data presented in this report comes explicitly from the Traffic Engineering Accident Analysis System based upon va
criteria provided by the report's creator. The onus is strictly upon the user of this report to exercise due diligence in in
and further representing this data.

□ourly Summary

□our	Number of Crashes	Percent of Total
0000-0059	1	0.78
0100-0159	0	0.00
0200-0259	0	0.00
0300-0359	0	0.00
0400-0459	1	0.78
0500-0559	5	3.88
0600-0659	1	0.78
0700-0759	9	6.98
0800-0859	11	8.53
0900-0959	1	0.78
1000-1059	4	3.10
1100-1159	10	7.75
1200-1259	14	10.85
1300-1359	5	3.88
1400-1459	8	6.20
1500-1559	9	6.98
1600-1659	8	6.20
1700-1759	10	7.75
1800-1859	9	6.98
1900-1959	7	5.43
2000-2059	4	3.10
2100-2159	9	6.98
2200-2259	3	2.33
2300-2359	0	0.00

All data presented in this report comes explicitly from the Traffic Engineering Accident Analysis System based upon va
criteria provided by the report's creator. The onus is strictly upon the user of this report to exercise due diligence in in
and further representing this data.

Light and Road Conditions Summary

Condition	Dry	Wet	Other	Total
Day	72	15	0	87
Dark	25	8	4	37
Other	4	1	0	5
Total	101	24	4	129

Object Struck Summary

Object Type	Times Struck	Percent of Total
ANIMAL	12	48.00
BRIDGE RAIL FACE	4	16.00
LUMINAIRE POLE BREAKAWAY	1	4.00
MAILBOX	1	4.00
OFFICIAL HIGHWAY SIGN NON-BREAKAWAY	1	4.00
OTHER FIXED OBJECT	1	4.00
PEDESTRIAN	3	12.00
UTILITY POLE	2	8.00

Vehicle Type Summary

Vehicle Type	Number Involved	Percent of Total
LIGHT TRUCK (MINI-VAN, PANEL)	6	2.39
MOTORCYCLE	3	1.20
OTHER	1	0.40
PASSENGER CAR	143	56.97
PEDESTRIAN	1	0.40
PICKUP	36	14.34
SPORT UTILITY	47	18.73
TRACTOR/SEMI-TRAILER	1	0.40
UNKNOWN	2	0.80
VAN	11	4.38

All data presented in this report comes explicitly from the Traffic Engineering Accident Analysis System based upon va
criteria provided by the report's creator. The onus is strictly upon the user of this report to exercise due diligence in in
and further representing this data.

□early Totals Summary

Accident Totals

□ear	Total Accidents	Fatal Accidents	Injury Accidents	Property Damage Only Accidents
2009	7	0	2	5
2010	32	0	9	23
2011	30	0	6	24
2012	24	1	4	19
2013	23	0	8	15
2014	13	0	3	10
Total	129	1	32	96

Injury Totals

□ear	Fatal Injuries	Class A□B□ or C Injuries
2009	0	2
2010	0	14
2011	0	8
2012	1	9
2013	0	17
2014	0	3
Total	1	53

Miscellaneous Totals

□ear	Property Damage	EPDO Index
2009	$ 33900	21.80
2010	$ 106175	98.60
2011	$ 131750	74.40
2012	$ 116750	129.40
2013	$ 64150	150.60
2014	$ 36470	35.20
Total	$ 489195	510.00

Type of Accident Totals

□ear	Left Turn	Right Turn	Rear End	Run Off Road □ Fixed Object	Angle	Side S□ipe	Other
2009	1	1	4	0	0	0	1
2010	4	2	16	2	3	2	3

All data presented in this report comes explicitly from the Traffic Engineering Accident Analysis System based upon va
criteria provided by the report's creator. The onus is strictly upon the user of this report to exercise due diligence in in
and further representing this data.

				Run Off Road			
ear	Left Turn	Right Turn	Rear End	Fixed Object	Angle	Side S ipe	Other
2011	6	1	11	2	5	1	4
2012	8	1	7	2	2	1	3
2013	2	2	11	1	2	0	5
2014	4	2	2	2	3	0	0
Total	25	9	51	9	15	4	16

All data presented in this report comes explicitly from the Traffic Engineering Accident Analysis System based upon va
criteria provided by the report's creator. The onus is strictly upon the user of this report to exercise due diligence in in
and further representing this data.

Strip Diagram

Features	Milepost	Crash IDs
BEGIN STUDY	1.66	
	1.67	
	1.68	
	1.69	
	1.70	
	1.71	
SR 1112 | 33RD	1.72	103538511
	1.73	
	1.74	103323476
	1.75	
	1.76	
	1.77	
	1.78	
	1.79	
	1.80	
	1.81	
	1.82	
	1.83	
	1.84	
	1.85	
	1.86	
	1.87	
	1.88	
	1.89	
	1.90	
	1.91	
	1.92	
	1.93	
	1.94	
RAILROAD CROSSING	1.95	103026853 | 103128980
	1.96	
	1.97	
	1.98	
	1.99	
	2.00	
	2.01	
	2.02	
	2.03	104019472
	2.04	
	2.05	
	2.06	
	2.07	
	2.08	

All data presented in this report comes explicitly from the Traffic Engineering Accident Analysis System based upon va
criteria provided by the report's creator. The onus is strictly upon the user of this report to exercise due diligence in in
and further representing this data.

Features	Milepost	Crash IDs
	2.09	
	2.10	
SR 1215 | LION | LYNN STATION | WEST LYON STATION	2.11	102966916 | 103181460 | 103234607 | 103267577 | 103446507 | 103505837 | 103777714 | 103777718 | 104019485 | 104083362 | 104147920
	2.12	
	2.13	
	2.14	
	2.15	103369196 | 103626306 | 104019540 | 104143836
	2.16	
	2.17	
	2.18	
	2.19	
	2.20	103082844
	2.21	
	2.22	
I 85 | BRIDGE NO. 45	2.23	102789900 | 103063688 | 104083358
	2.24	104019539
	2.25	
	2.26	
	2.27	
	2.28	
	2.29	102778322 | 104019504 | 104019501
	2.30	
	2.31	102809864 | 102941315 | 103075606 | 103112673 | 103197287 | 103220443 | 103299200 | 104019529
	2.32	102772265
	2.33	
	2.34	103267574 | 104143791
	2.35	
	2.36	
	2.37	
	2.38	103637652 | 104143792 | 104143830 | 104143829
	2.39	
	2.40	103187668 | 103401774 | 103432545 | 104019542 | 104083339
	2.41	
	2.42	102973044
	2.43	
	2.44	102732623
	2.45	
	2.46	103631777
	2.47	
	2.48	102732633

All data presented in this report comes explicitly from the Traffic Engineering Accident Analysis System based upon va
criteria provided by the report's creator. The onus is strictly upon the user of this report to exercise due diligence in in
and further representing this data.

Features	Milepost	Crash IDs
	2.49	
	2.50	
	2.51	
	2.52	
	2.53	102940038
SR 1108 | LION | LYNN STATION | EAST	2.54	102973040 | 103070391 | 103446435 | 103468271 |
LYON STATION		104019494 | 104019495 | 104083337 | 104019473 |
		103059633
	2.55	104083988 | 102939409
	2.56	
	2.57	102772267 | 102950241 | 102940016 | 102953349 |
		103035713 | 103159762 | 103163698 | 103417729 |
		103572780
	2.58	
	2.59	
	2.60	
	2.61	
	2.62	
	2.63	
	2.64	103430518
	2.65	
CAMPUS	2.66	102817405 | 103026857 | 103129261
	2.67	
	2.68	
	2.69	
CAPITAL	2.70	103355842 | 103002271
	2.71	103489567
	2.72	
	2.73	
	2.74	
	2.75	103149710
	2.76	
	2.77	
	2.78	
	2.79	
	2.80	
SR 1672 | WASHINGTON	2.81	102833098
	2.82	
	2.83	
	2.84	
	2.85	103102988
	2.86	
	2.87	103769166
	2.88	

All data presented in this report comes explicitly from the Traffic Engineering Accident Analysis System based upon va
criteria provided by the report's creator. The onus is strictly upon the user of this report to exercise due diligence in in
and further representing this data.

Features	Milepost	Crash IDs
POND	2.89	103369183 | 104083350
	2.90	
	2.91	
	2.92	
	2.93	
	2.94	
	2.95	
	2.96	
	2.97	
	2.98	
	2.99	
	3.00	
	3.01	
	3.02	
	3.03	103620282
	3.04	
MILLSTREAM	3.05	102897042
	3.06	
	3.07	103220446
	3.08	
	3.09	
	3.10	
	3.11	
	3.12	
	3.13	
	3.14	
	3.15	
	3.16	
	3.17	
	3.18	
BIRCH	3.19	
	3.20	102945082 | 103001137 | 103223583 | 103754764 | 102847770
HOLLY	3.21	
ML-BUTNER | ML-CREEDMOOR	3.22	102991265 | 103010731
	3.23	
	3.24	
	3.25	
	3.26	
	3.27	
	3.28	
	3.29	
	3.30	
	3.31	
	3.32	

All data presented in this report comes explicitly from the Traffic Engineering Accident Analysis System based upon va
criteria provided by the report's creator. The onus is strictly upon the user of this report to exercise due diligence in in
and further representing this data.

Features	Milepost	Crash IDs
	3.33	
	3.34	
	3.35	
	3.36	
	3.37	
	3.38	
	3.39	
	3.40	
	3.41	
	3.42	
	3.43	
	3.44	
	3.45	
	3.46	
	3.47	
	3.48	
	3.49	
	3.50	
	3.51	
	3.52	
	3.53	
	3.54	
	3.55	
	3.56	
	3.57	
	3.58	
	3.59	
	3.60	
	3.61	
	3.62	
	3.63	
	3.64	
	3.65	
	3.66	
	3.67	
	3.68	
	3.69	
	3.70	
	3.71	
	3.72	
	3.73	
	3.74	
	3.75	
	3.76	
	3.77	
	3.78	

All data presented in this report comes explicitly from the Traffic Engineering Accident Analysis System based upon va
criteria provided by the report's creator. The onus is strictly upon the user of this report to exercise due diligence in in
and further representing this data.

Features	Milepost	Crash IDs
	3.79	
	3.80	
	3.81	
	3.82	
	3.83	
	3.84	
	3.85	
	3.86	
	3.87	
	3.88	
	3.89	
	3.90	
	3.91	
BRIDGE NO. 2	3.92	103516259
	3.93	
	3.94	
	3.95	
	3.96	
	3.97	
	3.98	
	3.99	
	4.00	
	4.01	
	4.02	
	4.03	
	4.04	
	4.05	
	4.06	
	4.07	
	4.08	
	4.09	
	4.10	
	4.11	
	4.12	
	4.13	
	4.14	
	4.15	
	4.16	
	4.17	
	4.18	103111486
	4.19	
	4.20	
	4.21	
	4.22	
	4.23	

All data presented in this report comes explicitly from the Traffic Engineering Accident Analysis System based upon va
criteria provided by the report's creator. The onus is strictly upon the user of this report to exercise due diligence in in
and further representing this data.

Features	Milepost	Crash IDs
	4.24	
	4.25	
	4.26	
	4.27	
	4.28	
	4.29	
	4.30	
	4.31	
	4.32	
	4.33	
	4.34	
	4.35	
	4.36	103694989
	4.37	
	4.38	
	4.39	
	4.40	
	4.41	
	4.42	
	4.43	
	4.44	103341556
CHARLES | RECOVERY	4.45	
	4.46	
	4.47	
	4.48	
	4.49	
	4.50	
	4.51	
	4.52	
	4.53	
	4.54	
	4.55	
	4.56	
	4.57	
SR 1127 | BROGDEN | STEM	4.58	102866558 | 103097755 | 103651389
	4.59	
	4.60	
	4.61	
	4.62	
	4.63	
	4.64	
	4.65	
	4.66	
	4.67	
	4.68	

All data presented in this report comes explicitly from the Traffic Engineering Accident Analysis System based upon va
criteria provided by the report's creator. The onus is strictly upon the user of this report to exercise due diligence in in
and further representing this data.

Features	Milepost	Crash IDs
	4.69	
	4.70	
	4.71	
	4.72	
	4.73	
	4.74	
	4.75	
	4.76	
	4.77	
	4.78	
	4.79	
	4.80	
	4.81	
	4.82	
	4.83	
	4.84	
	4.85	
	4.86	
	4.87	
	4.88	
PINE	4.89	103553536
	4.90	103251549 | 103474056 | 102711586
	4.91	
	4.92	103246524
	4.93	
US 15 | SR 1736 | DURHAM	4.94	103223586
	4.95	
	4.96	
	4.97	
	4.98	
	4.99	
US 15 | NC 50 | DURHAM | WILTON	5.00	102990941 | 104014018
	5.01	
	5.02	
	5.03	
	5.04	104019570
	5.05	
	5.06	
	5.07	
	5.08	
	5.09	
	5.10	
	5.11	
	5.12	
	5.13	

All data presented in this report comes explicitly from the Traffic Engineering Accident Analysis System based upon va
criteria provided by the report's creator. The onus is strictly upon the user of this report to exercise due diligence in in
and further representing this data.

Features	Milepost	Crash IDs
	5.14	103734141
	5.15	
	5.16	
	5.17	
NC 50 | SR 1639 | MAIN	5.18	102927367 | 103000454 | 103032841 | 104032997 | 103728404 | 103779390
	5.19	
	5.20	
	5.21	
	5.22	
	5.23	
DOUGLAS	5.24	
	5.25	103343779
	5.26	
	5.27	
	5.28	
	5.29	
	5.30	
	5.31	
	5.32	
	5.33	
	5.34	102770062
	5.35	
	5.36	
	5.37	
	5.38	
	5.39	
	5.40	
	5.41	
	5.42	
	5.43	
	5.44	
	5.45	
	5.46	
	5.47	
CEMETARY	5.48	
	5.49	
	5.50	
	5.51	
	5.52	
	5.53	
	5.54	
	5.55	
	5.56	
	5.57	

All data presented in this report comes explicitly from the Traffic Engineering Accident Analysis System based upon va
criteria provided by the report's creator. The onus is strictly upon the user of this report to exercise due diligence in in
and further representing this data.

Features	Milepost	Crash IDs
	5.58	
	5.59	
	5.60	
	5.61	
	5.62	
	5.63	
	5.64	
	5.65	
	5.66	
	5.67	
	5.68	
	5.69	
	5.70	
	5.71	
	5.72	
	5.73	
	5.74	
	5.75	
	5.76	
CRESCENT HEIGHTS	5.77	
	5.78	
	5.79	
	5.80	
	5.81	
	5.82	
	5.83	
	5.84	103324923
	5.85	
	5.86	
	5.87	103387238
	5.88	103289809
	5.89	
	5.90	
	5.91	
	5.92	
	5.93	
SR 1640 | SR 1733 | CRESCENT | HAWLEY SCHOOL	5.94	103343606 | 103807287 | 103846280
	5.95	
	5.96	
	5.97	
	5.98	103373467
	5.99	
	6.00	
	6.01	

All data presented in this report comes explicitly from the Traffic Engineering Accident Analysis System based upon va
criteria provided by the report's creator. The onus is strictly upon the user of this report to exercise due diligence in in
and further representing this data.

Features	Milepost	Crash IDs
	6.02	
SR 1729 | BOWMAN	6.03	
	6.04	
ASCOT	6.05	
	6.06	
	6.07	
DARDEN	6.08	103442154
	6.09	
	6.10	
	6.11	
	6.12	
	6.13	
END STUDY	6.14	

All data presented in this report comes explicitly from the Traffic Engineering Accident Analysis System based upon va
criteria provided by the report's creator. The onus is strictly upon the user of this report to exercise due diligence in in
and further representing this data.

Study Criteria

Study Name	Log No.	P□ No.	TIP No.	□/A Cf.	B/C Cf.	ADT	ADT Route
41000032161				76.8	8.4	13400	30000056

Re□uest Date	Courier Service	Phone No.	Ext.	Fax No.

County			Municipality					
Name	Code	Div.	Name	Code	□-Line Ft.	Begin Date	End Date	□ears
GRANVILLE	38	5	All and Rural		0	10/1/2009	9/30/2014	5.00

Location Text

NC 56 from 300 ft. west of 33rd St. (SR 1112) to 300 ft. east of Darden Dr.

Re□uestor

Included Accidents	Old MP	Ne□ MP	Type
102711586		4.904	I
102732623		2.44	I
102732633		2.483	I
102770062		5.34	I
102772265		2.315	I
102772267		2.574	I
102778322		2.29	I
102789900		2.23	I
102809864		2.306	I
102817405		2.66	I
102833098		2.81	I
102847770		3.201	I
102866558		4.58	I
102897042		3.048	I
102927367		5.18	I
102939409		2.548	I
102940016		2.574	I
102940038		2.529	I
102941315		2.306	I
102945082		3.2	I
102950241		2.574	I
102953349		2.574	I
102966916		2.11	I
102973040		2.54	I
102973044		2.423	I
102990941		5	I

All data presented in this report comes explicitly from the Traffic Engineering Accident Analysis System based upon va
criteria provided by the report's creator. The onus is strictly upon the user of this report to exercise due diligence in in
and further representing this data.

102991265	3.22	I
103000454	5.18	I
103001137	3.2	I
103002271	2.7	I
103010731	3.22	I
103026853	1.95	I
103026857	2.66	I
103032841	5.18	I
103035713	2.574	I
103059633	2.544	I
103063688	2.23	I
103070391	2.54	I
103075606	2.306	I
103082844	2.202	I
103097755	4.58	I
103102988	2.854	I
103111486	4.18	I
103112673	2.306	I
103128980	1.95	I
103129261	2.66	I
103149710	2.753	I
103159762	2.574	I
103163698	2.574	I
103181460	2.11	I
103187668	2.401	I
103197287	2.306	I
103220443	2.306	I
103220446	3.069	I
103223583	3.2	I
103223586	4.94	I
103234607	2.11	I
103246524	4.921	I
103251549	4.899	I
103267574	2.34	I
103267577	2.11	I
103289809	5.883	I
103299200	2.306	I
103323476	1.74	I
103324923	5.84	I
103341556	4.44	I

All data presented in this report comes explicitly from the Traffic Engineering Accident Analysis System based upon va
criteria provided by the report's creator. The onus is strictly upon the user of this report to exercise due diligence in in
and further representing this data.

103343606	5.94	I
103343779	5.25	I
103355842	2.698	I
103369183	2.89	I
103369196	2.148	I
103373467	5.98	I
103387238	5.874	I
103401774	2.401	I
103417729	2.574	I
103430518	2.64	I
103432545	2.401	I
103442154	6.08	I
103446435	2.54	I
103446507	2.11	I
103468271	2.54	I
103474056	4.899	I
103489567	2.709	I
103505837	2.11	I
103516259	3.92	I
103538511	1.72	I
103553536	4.89	I
103572780	2.574	I
103620282	3.031	I
103626306	2.148	I
103631777	2.458	I
103637652	2.382	I
103651389	4.58	I
103694989	4.355	I
103728404	5.18	I
103734141	5.142	I
103754764	3.2	I
103769166	2.871	I
103777714	2.11	I
103777718	2.11	I
103779390	5.18	I
103807287	5.94	I
103846280	5.94	I
104014018	5	I
104019472	2.03	I
104019473	2.542	I

All data presented in this report comes explicitly from the Traffic Engineering Accident Analysis System based upon va
criteria provided by the report's creator. The onus is strictly upon the user of this report to exercise due diligence in in
and further representing this data.

104019485	2.11	I
104019494	2.54	I
104019495	2.54	I
104019501	2.29	I
104019504	2.29	I
104019529	2.306	I
104019539	2.24	I
104019540	2.148	I
104019542	2.401	I
104019570	5.038	I
104032997	5.18	I
104083337	2.54	I
104083339	2.401	I
104083350	2.89	I
104083358	2.23	I
104083362	2.11	I
104083988	2.546	I
104143791	2.34	I
104143792	2.382	I
104143829	2.382	I
104143830	2.382	I
104143836	2.148	I
104147920	2.11	I

Fiche Roads

Name	Code
I 1	10000001
NC 56	30000056
C	50004516
BUTNER CREEDMOOR	50034401
LAKE	50016874
WILTON	50033216

Strip Road

Name	Code	Begin MP	End MP	Miles	□ilometers
I 1	10000001	1.663	6.137	4.474	7.200

All data presented in this report comes explicitly from the Traffic Engineering Accident Analysis System based upon va
criteria provided by the report's creator. The onus is strictly upon the user of this report to exercise due diligence in in
and further representing this data.

Appendix IV: Modeling Data

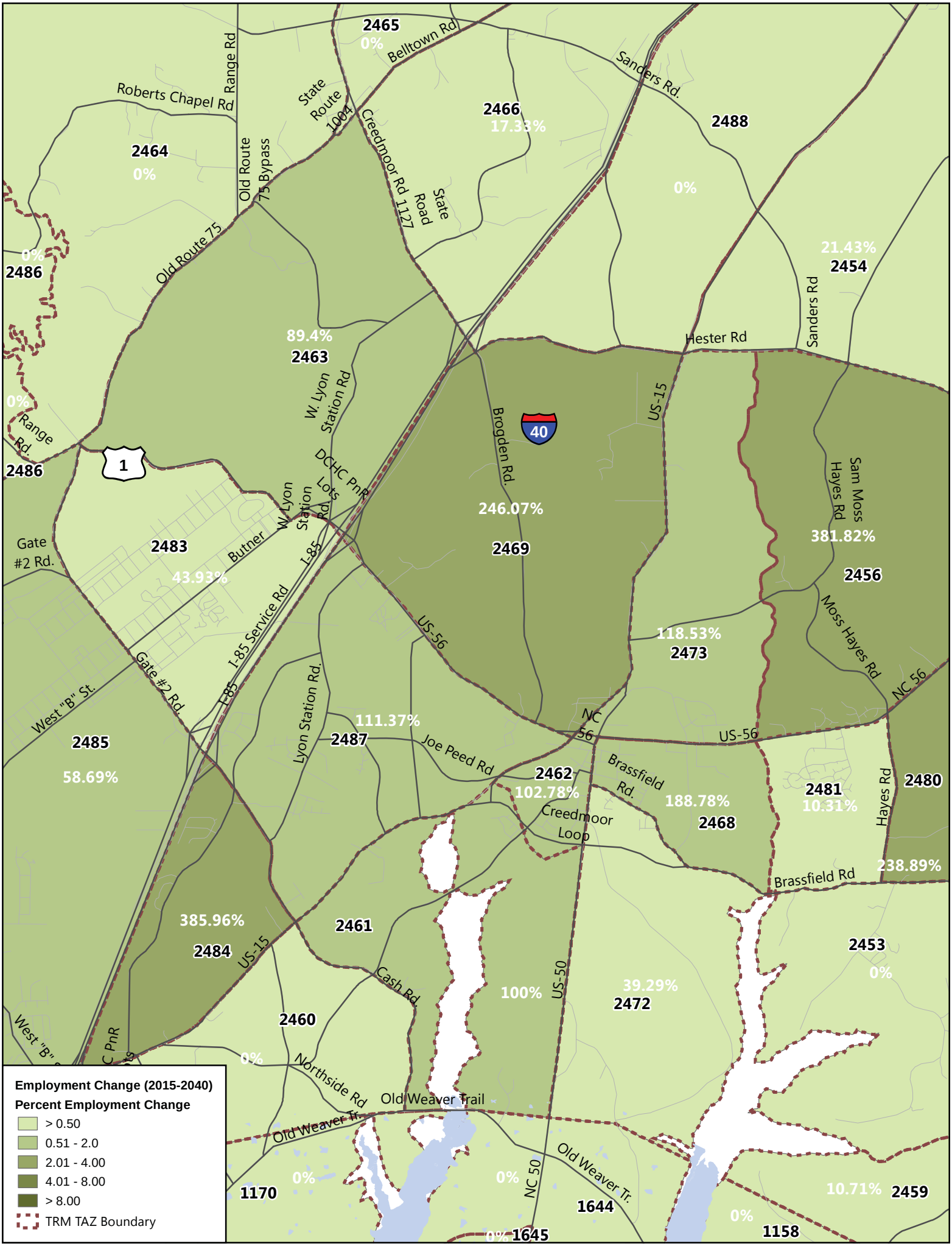
Employment Change (2015-2040)
Percent Employment Change
> 0.50
0.51 - 2.0
2.01 - 4.00
4.01 - 8.00
> 8.00
TRM TAZ Boundary
2465
0%
Belltown Rd
Sanders Rd.
Roberts Chapel Rd
Range Rd
State Route 1004
Creedmoor Rd 1127
State Road
2466
17.33%
2488
0%
2464
0%
Old Route 75 Bypass
Old Route 75
0%
2486
21.43%
2454
Sanders Rd
89.4%
2463
Hester Rd
W. Lyon Station Rd
0%
Range Rd.
2486
1
40
Brogden Rd.
US-15
DCHC PnR Lot
W. Lyon Station Rd
246.07%
2469
Sam Moss Hayes Rd
381.82%
2456
Gate #2 Rd.
2483
43.93%
Butner
I-85
I-85 Service Rd
US-56
118.53%
2473
Moss Hayes Rd
NC 56
Gate #2 Rd
West "B" St.
I-85
Lyon Station Rd.
111.37%
2487
Joe Peed Rd
NC 56
US-56
2485
58.69%
2462
102.78%
Brassfield Rd.
188.78%
2468
2481
10.31%
Hayes Rd
2480
Creedmoor Loop
238.89%
Brassfield Rd
385.96%
2484
2461
US-15
Cash Rd.
100%
US-50
39.29%
2472
2453
0%
2460
0%
Northside Rd
Old Weaver Trail
Old Weaver Tr.
Old Weaver Tr.
NC 50
0%
1170
0%
1644
10.71%
2459
0%
1158
0%
1645

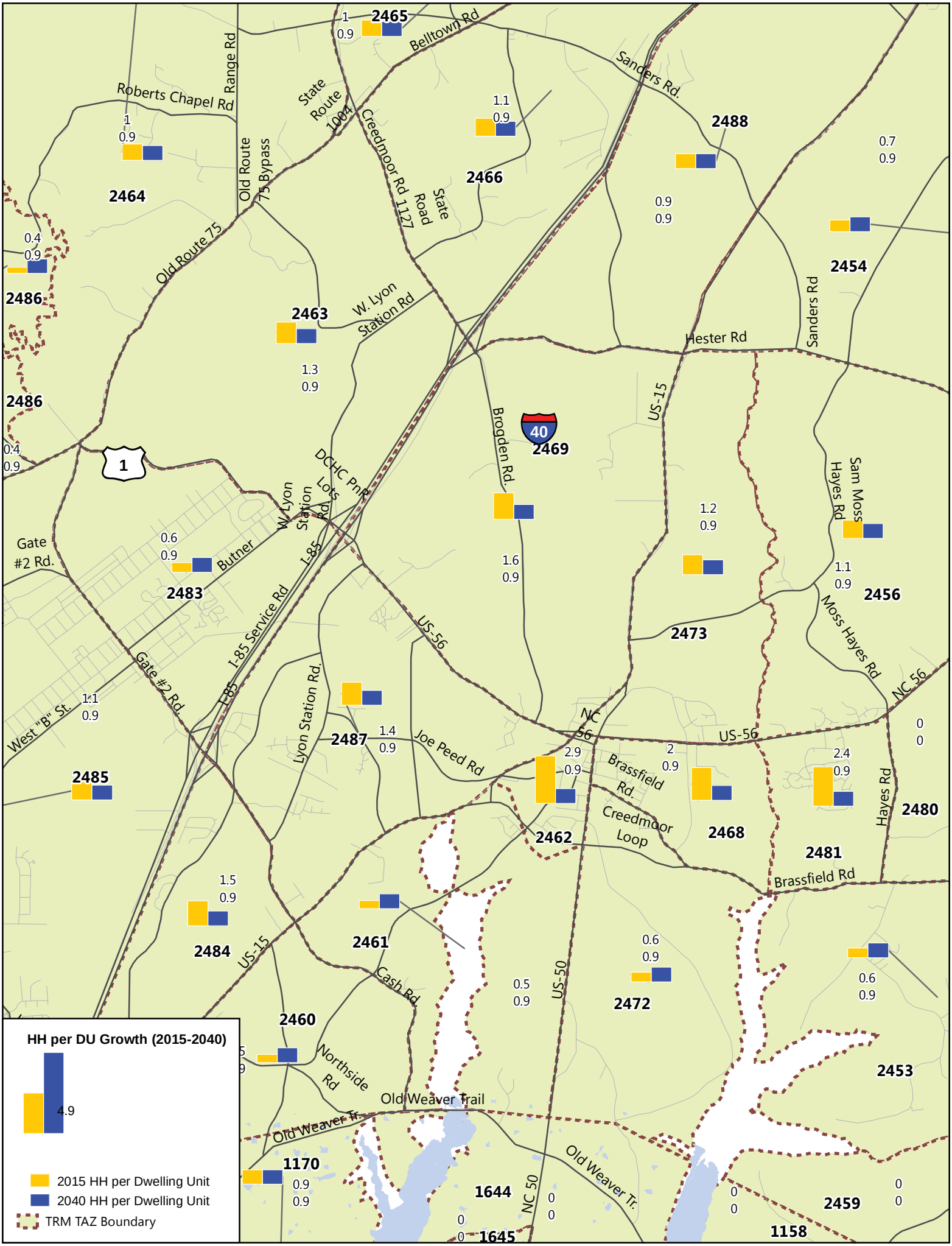
HH per DU Growth (2015-2040)
4.9
2015 HH per Dwelling Unit
2040 HH per Dwelling Unit
TRM TAZ Boundary
Roberts Chapel Rd
Range Rd
Old Route 75 Bypass
State Route 1004
Creedmoor Rd 1127
State Road
Belltown Rd
Sanders Rd.
Old Route 75
W. Lyon Station Rd
Hester Rd
Sanders Rd
US-15
Brogden Rd.
DCHC PnR Lots
W. Lyon Station Rd.
Butner
I-85
I-85 Service Rd
Gate #2 Rd.
West "B" St.
US-56
Lyon Station Rd.
Joe Peed Rd
NC 56
Brassfield Rd.
Creedmoor Loop
Sam Moss Hayes Rd
Moss Hayes Rd
Hayes Rd
Brassfield Rd
Cash Rd.
US-50
Northside Rd
Old Weaver Trail
Old Weaver Tr.
NC 50
2465
2466
2488
2464
2454
2486
2463
2469
2483
2456
2473
2487
2485
2462
2468
2480
2481
2484
2461
2472
2460
2453
1170
1644
1645
2459
1158

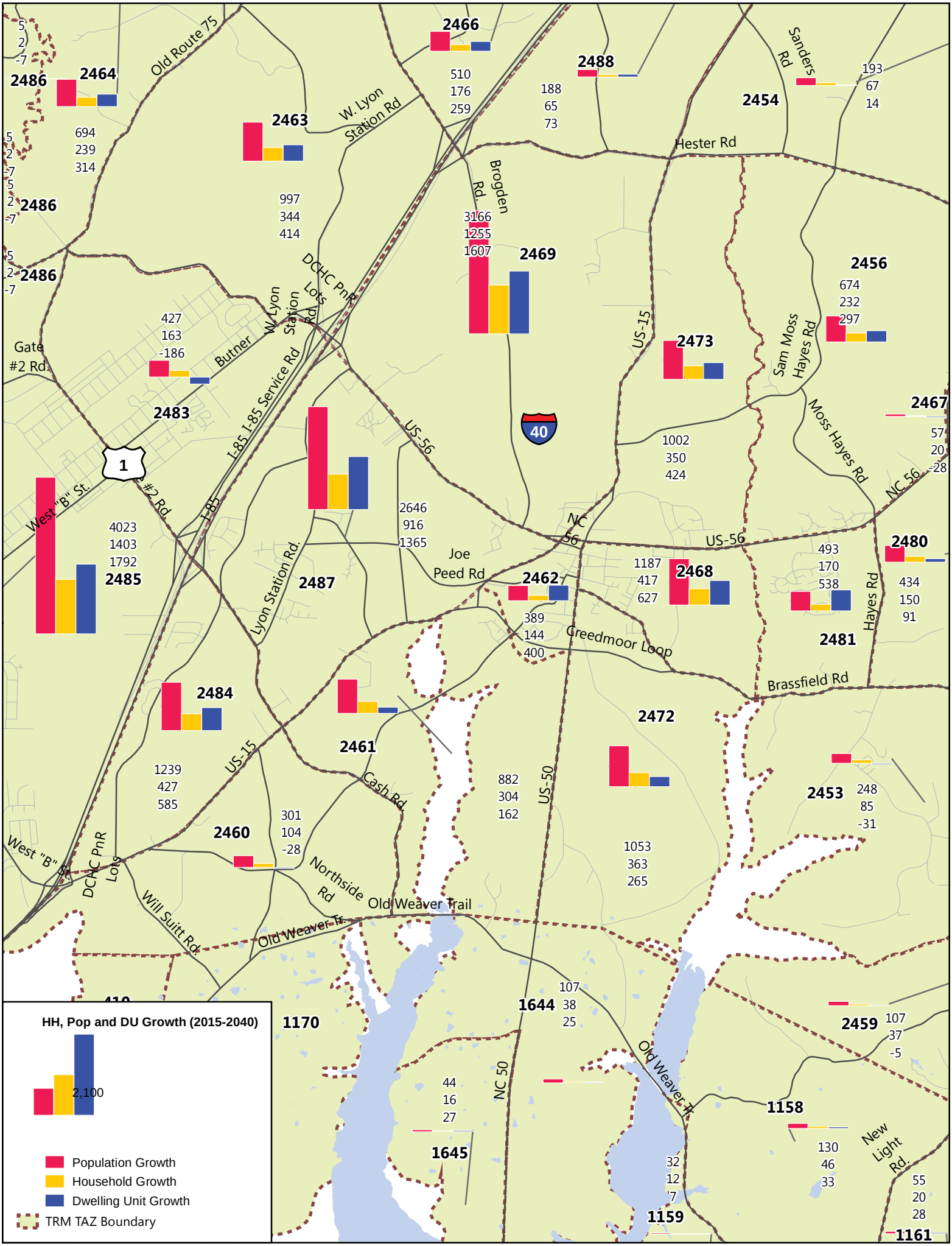
HH, Pop and DU Growth (2015-2040)
2,100
Population Growth
Household Growth
Dwelling Unit Growth
TRM TAZ Boundary
Old Route 75
W. Lyon Station Rd
Brogden Rd.
Hester Rd
Sanders Rd
DCHC PnR Lots
Butner
I-85 I-85 Service Rd
Gate #2 Rd.
West "B" St.
I-85
US-56
US-15
Sam Moss Hayes Rd
Moss Hayes Rd
NC 56
Hayes Rd
Joe Peed Rd
Lyon Station Rd.
Creedmoor Loop
Brassfield Rd
Cash Rd
US-50
Northside Rd
Old Weaver Trail
Old Weaver Tr.
Will Suitt Rd.
New Light Rd.
2486
2464
2466
2488
2454
2463
2469
2456
2473
2467
2483
2485
2487
2462
2468
2480
2481
2484
2461
2472
2453
2460
1170
1644
2459
1158
1645
1159
1161

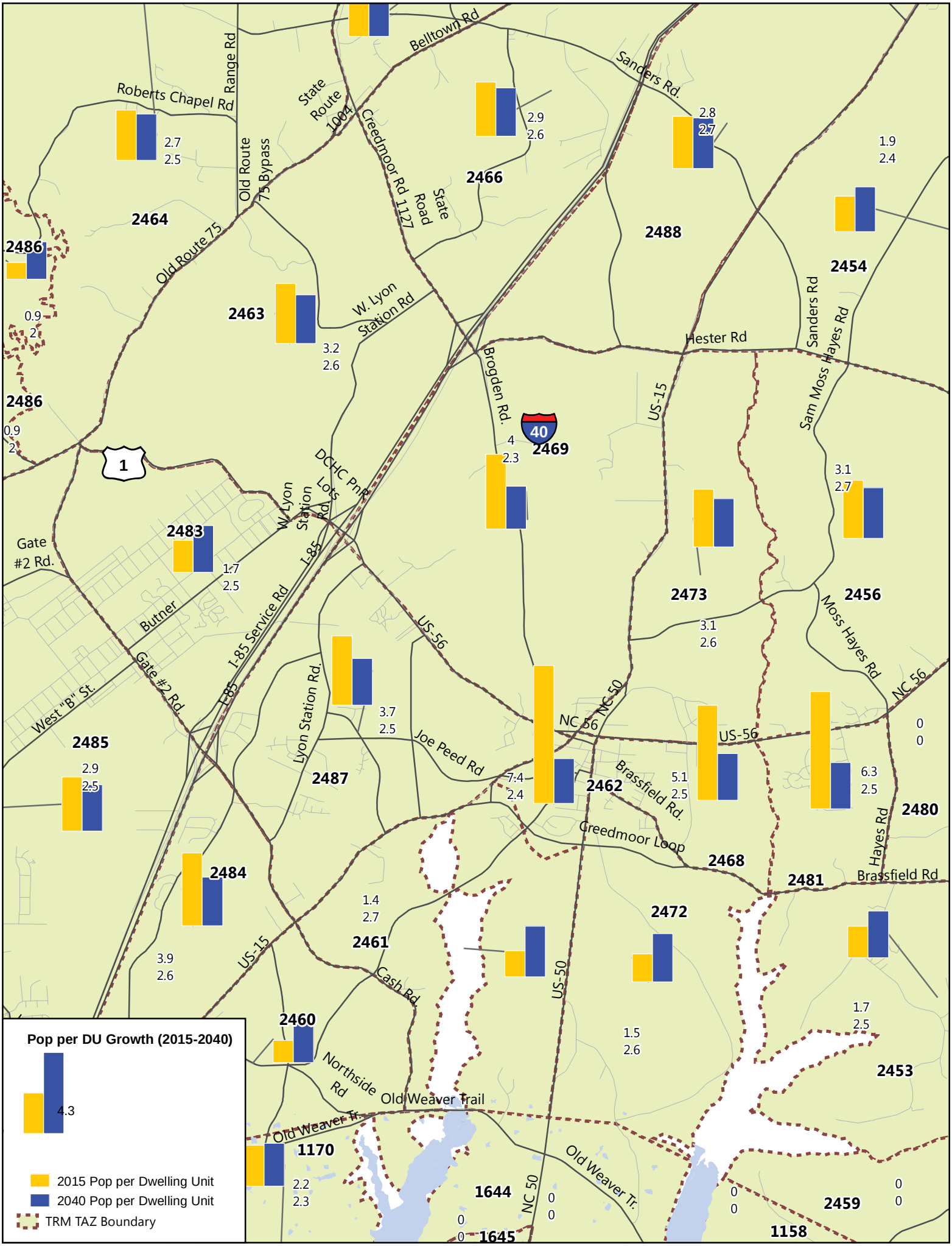
Pop per DU Growth (2015-2040)
4.3
2015 Pop per Dwelling Unit
2040 Pop per Dwelling Unit
TRM TAZ Boundary
Roberts Chapel Rd
Range Rd
Old Route 75 Bypass
State Route 1004
Creedmoor Rd 1127
State Road
Belltown Rd
Sanders Rd.
Old Route 75
W. Lyon Station Rd
Brogden Rd.
Hester Rd
Sanders Rd
Sam Moss Hayes Rd
US-15
DCHC PnR Lots
W. Lyon Station Rd
I-85
Gate #2 Rd.
Butner
I-85 Service Rd
West "B" St.
Gate #2 Rd
US-56
Lyon Station Rd.
Joe Peed Rd
NC 56
NC 50
Brassfield Rd.
Creedmoor Loop
Moss Hayes Rd
NC 56
Hayes Rd
Brassfield Rd
Cash Rd.
US-50
Northside Rd
Old Weaver Trail
Old Weaver Tr.
Old Weaver Tr.
NC 50
2464
2486
2486
2463
2466
2488
2454
2469
2483
2473
2456
2485
2487
2462
2480
2484
2468
2481
2472
2461
2460
2453
1170
1644
1645
2459
1158
2.7
2.5
2.9
2.6
2.8
2.7
1.9
2.4
0.9
2
3.2
2.6
0.9
2
4
2.3
3.1
2.7
1.7
2.5
3.1
2.6
3.7
2.5
2.9
2.5
7.4
2.4
5.1
2.5
6.3
2.5
0
0
1.4
2.7
3.9
2.6
1.5
2.6
1.7
2.5
2.2
2.3
0
0
0
0
0
0

TAZ 2469 --> new 2516

TAZ 2469 --> new 2516 — Original TAZ Change

Year	TAZ	ATYPE	HH	Stud_OFF	POP	MEANINC	DU	Stud_ON	IND	RET	HWY	OFF	SER	EMP	p/hh	hh/du	p/du
2015	2469	3	**561**	10	**1368**	49619	**346**	0	9	80	202	92	329	**712**	2.44	**1.62**	**3.95**
2040	2469	2	**1816**	33	**4534**	49619	**1953**	0	12	174	293	553	1432	**2464**	2.50	0.93	2.32
Change			**1255**	23	**3166**		**1607**		3	94	91	461	1103	**1752**	*2.52*	*0.78*	*1.97*
Change%			*224%*	*230%*	*231%*		*464%*		*33%*	*118%*	*45%*	*501%*	*335%*	*246%*			

TAZ 2469 --> new 2516 — 2015 TAZ Split

Year	TAZ	ATYPE	HH	Stud_OFF	POP	MEANINC	DU	Stud_ON	IND	RET	HWY	OFF	SER	EMP	p/hh	hh/du	p/du
2015	**2469**	3	**505**	10	**1231**	49619	**311**	0	0	0	10	0	0	**10**	2.44	1.62	3.96
2015	2516	3	**56**	0	**137**	49619	**35**	0	9	80	192	92	329	**702**	2.45	1.60	3.91

TAZ 2469 --> new 2516 — 2040 TAZ Split

Year	TAZ	ATYPE	HH	Stud_OFF	POP	MEANINC	DU	Stud_ON	IND	RET	HWY	OFF	SER	EMP	p/hh	hh/du	p/du
2040	**2469**	3	**1634**	33	**4081**	49619	**1758**	0	0	0	15	0	0	**15**	2.50	0.93	2.32
2040	2516	3	**182**	0	**453**	49619	**195**	0	12	174	278	553	1432	**2449**	2.49	0.93	2.32
Change	2469		**1129**	23	**2850**		**1447**		0	0	5	0	0	**5**	*2.52*	*0.78*	*1.97*
	2516		**126**	0	**316**		**160**		3	94	86	461	1103	**1747**	*2.51*	*0.79*	*1.98*
Change%	2469		*224%*	*230%*	*232%*		*465%*		*--*	*--*	*50%*	*--*	*--*	*50%*			
	2516		*225%*	*0%*	*231%*		*457%*		*33%*	*118%*	*45%*	*501%*	*335%*	*249%*			
Share of	2469		*90%*	*100%*	*90%*		*90%*		*0%*	*0%*	*5%*	*0%*	*0%*	*0%*			
Growth	2516		*10%*	*0%*	*10%*		*10%*		*100%*	*100%*	*95%*	*100%*	*100%*	*100%*			

TAZ 2487 --> new 2285

TAZ 2487 --> new 2285 — Original TAZ Change

Year	TAZ	ATYPE	HH	Stud_OFF	POP	MEANINC	DU	Stud_ON	IND	RET	HWY	OFF	SER	EMP	p/hh	hh/du	p/du
2015	2487	2	1002	4	2602	46040	697	0	795	297	112	64	298	**1566**	2.60	**1.44**	**3.73**
2040		2	1918	7	5248	46040	2062	0	1220	390	196	279	1225	**3310**	2.74	0.93	2.55
Change			**916**	3	**2646**		**1365**		425	93	84	215	927	**1744**	*2.89*	*0.67*	*1.94*
Change%			*91%*	*75%*	*102%*		*196%*		*53%*	*31%*	*75%*	*336%*	*311%*	*111%*			

TAZ 2487 --> new 2285 — 2015 TAZ Split

Year	TAZ	ATYPE	HH	Stud_OFF	POP	MEANINC	DU	Stud_ON	IND	RET	HWY	OFF	SER	EMP	p/hh	hh/du	p/du
2015	**2487**	2	**902**	4	**2342**	46040	**627**	0	40	15	0	6	30	**91**	2.60	1.44	3.74
2015	2285	2	**100**	0	**260**	46040	**70**	0	755	282	112	58	268	**1475**	2.60	1.43	3.71

TAZ 2487 --> new 2285 — 2040 TAZ Split

Year	TAZ	ATYPE	HH	Stud_OFF	POP	MEANINC	DU	Stud_ON	IND	RET	HWY	OFF	SER	EMP	p/hh	hh/du	p/du
2040	**2487**	2	**1727**	7	**4724**	46040	**1855**	0	61	19	0	28	122	**230**	2.74	0.93	2.55
2040	2285	2	**191**	0	**524**	46040	**207**	0	1159	371	196	251	1103	**3080**	2.74	0.92	2.53
Change	2487		**825**	3	**2382**		**1228**		21	4	0	22	92	**139**	*2.89*	*0.67*	*1.94*
	2285		**91**	0	**264**		**137**		404	89	84	193	835	**1605**	*2.90*	*0.66*	*1.93*
Change%	2487		*91%*	*75%*	*102%*		*196%*		*53%*	*27%*	*--*	*367%*	*307%*	*153%*			
	2285		*91%*	*0%*	*102%*		*196%*		*54%*	*32%*	*75%*	*333%*	*312%*	*109%*			
Share of	2487		*90%*	*100%*	*90%*		*90%*		*5%*	*4%*	*0%*	*10%*	*10%*	*8%*			
Growth	2285		*10%*	*0%*	*10%*		*10%*		*95%*	*96%*	*100%*	*90%*	*90%*	*92%*			

TAZ 2483 --> new 2289

TAZ 2483 --> new 2289

	Year	TAZ	ATYPE	HH	Stud_OFF	POP	MEANINC	DU	Stud_ON	IND	RET	HWY	OFF	SER	EMP	CHECKS p/hh	hh/du	p/du
Original TAZ Change	2015	2483	2	**779**	13	**2075**	67655	**1199**	0	579	61	14	1797	2266	**4717**	2.66	**0.65**	**1.73**
	2040	2483	2	**942**	16	**2502**	67655	**1013**	0	861	65	19	2329	3515	**6789**	2.66	0.93	2.47
	Change			**163**	3	**427**		**-186**		282	4	5	532	1249	**2072**	*2.62*	*-0.88*	*-2.30*
	%Change			*21%*	*23%*	*21%*		*-16%*		*49%*	*7%*	*36%*	*30%*	*55%*	*44%*			

2015 TAZ Split	Year	TAZ	ATYPE	HH	Stud_OFF	POP	MEANINC	DU	Stud_ON	IND	RET	HWY	OFF	SER	EMP	p/hh	hh/du	p/du
	2015	**2483**	2	**623**	10	**1660**	67655	**959**	0	58	46	10	1348	1699	**3161**	2.66	0.65	1.73
	2015	2289	2	**156**	3	**415**	67655	**240**	0	521	15	4	449	567	**1556**	2.66	0.65	1.73

2040 TAZ Split	Year	TAZ	ATYPE	HH	Stud_OFF	POP	MEANINC	DU	Stud_ON	IND	RET	HWY	OFF	SER	EMP	p/hh	hh/du	p/du
	2040	**2483**	2	**753**	12	**2002**	67655	**810**	0	86	49	14	1747	2636	**4532**	2.66	0.93	2.47
	2040	2289	2	**189**	4	**500**	67655	**203**	0	775	16	5	582	879	**2257**	2.65	0.93	2.46
	Change from	**2483**		**130**	2	**342**		**-149**		28	3	4	399	937	**1371**	*2.63*	*-0.87*	*-2.30*
	2015	2289		**33**	1	**85**		**-37**		254	1	1	133	312	**701**	*2.58*	*-0.89*	*-2.30*
	%Change	2483		*21%*	*20%*	*21%*		*-16%*		*48%*	*7%*	*40%*	*30%*	*55%*	*43%*			
	from 2015	2289		*21%*	*0%*	*20%*		*-15%*		*49%*	*7%*	*25%*	*30%*	*55%*	*45%*			
	Share of	2483		*80%*	*67%*	*80%*		*80%*		*10%*	*75%*	*80%*	*75%*	*75%*	*66%*			
	Growth	2289		*20%*	*33%*	*20%*		*20%*		*90%*	*25%*	*20%*	*25%*	*25%*	*34%*			

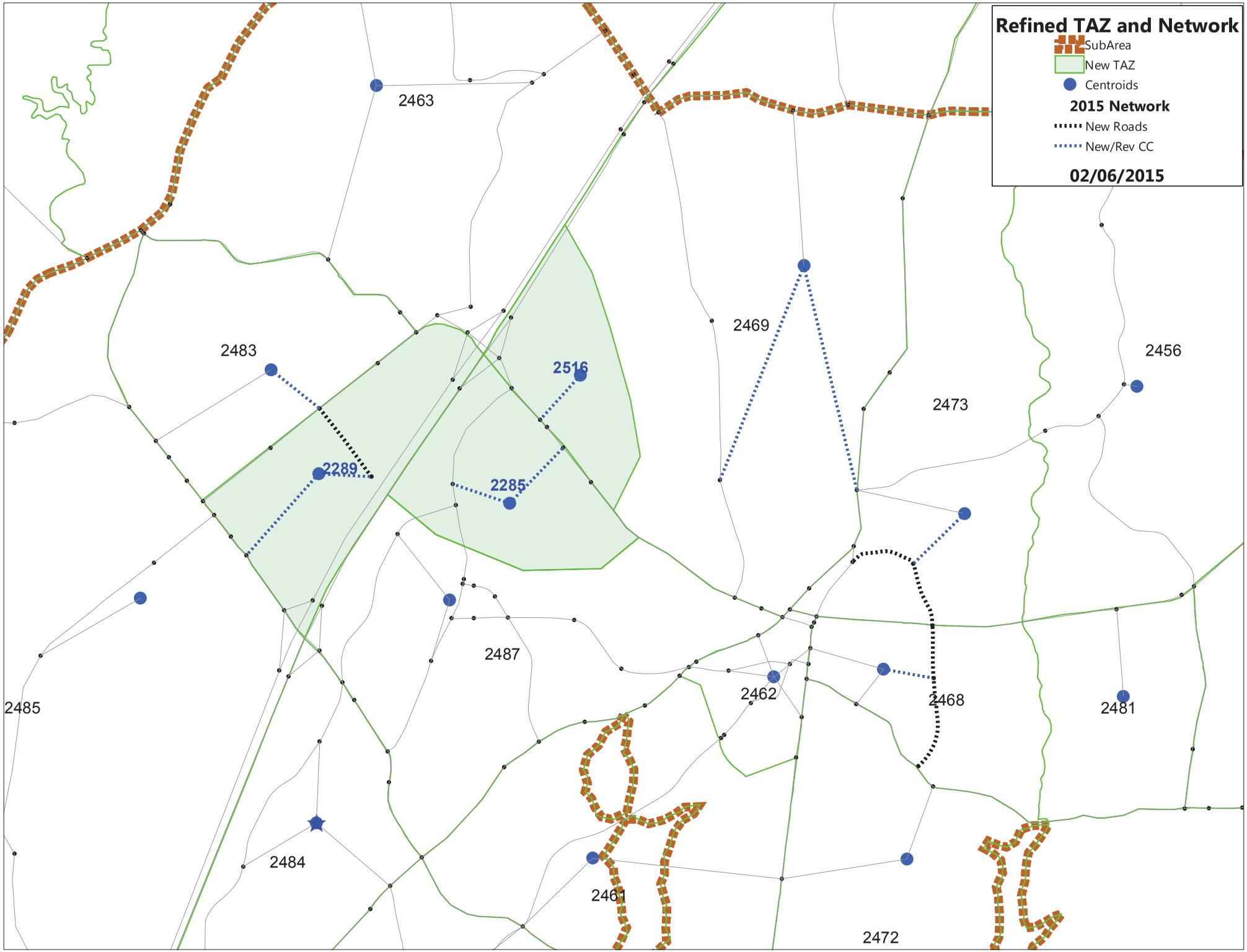
Refined TAZ and Network
SubArea
New TAZ
Centroids
2015 Network
New Roads
New/Rev CC
02/06/2015
2463
2483
2516
2289
2285
2469
2473
2456
2487
2485
2462
2468
2481
2484
2461
2472

NC56 CORRIDOR STUDY

Appendix V: Public Meeting Materials

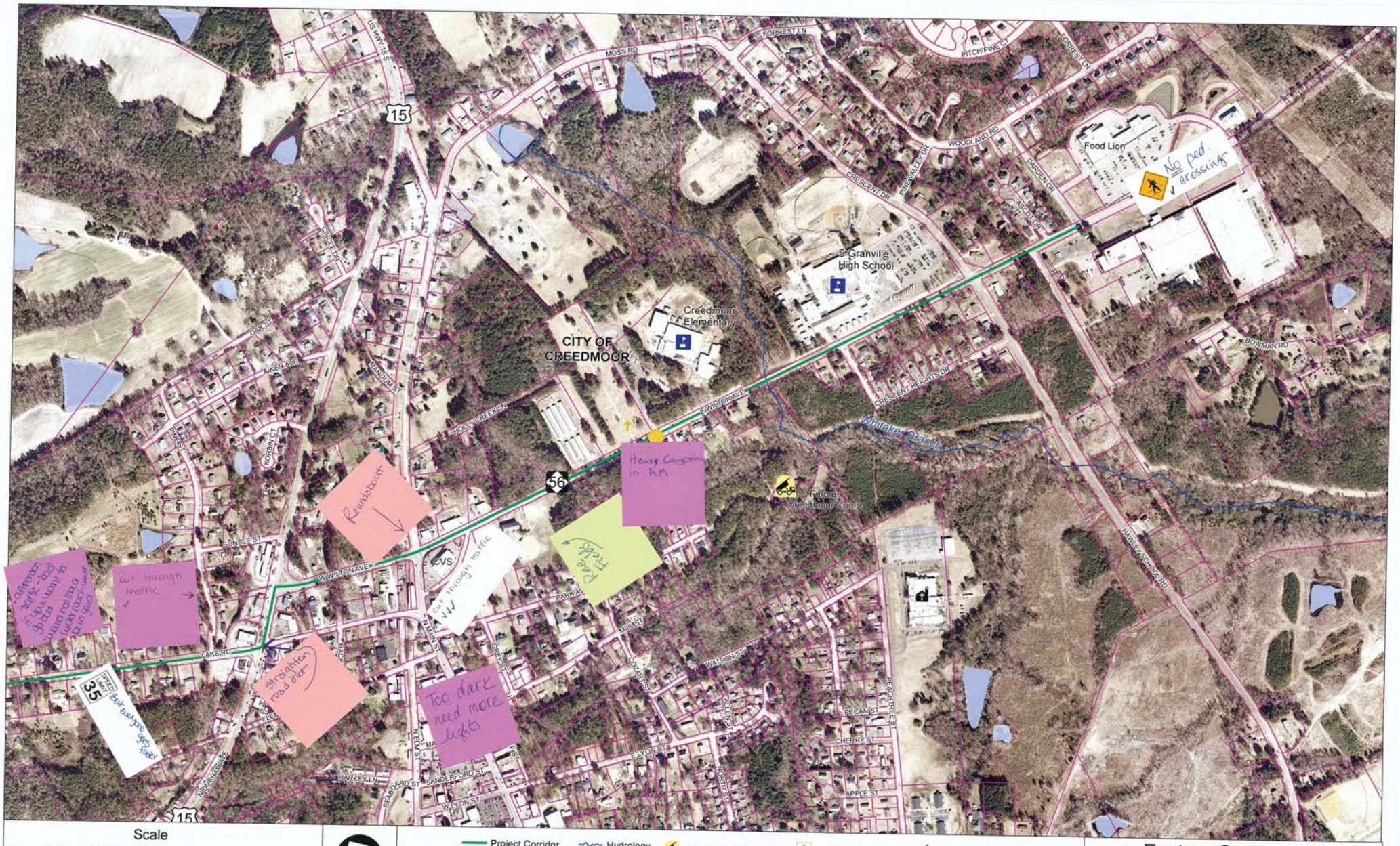

Scale

0 300 600 900 1,800 Feet

Project Corridor
Property Boundary
Hydrology
Waterbody
Landfill Site (former)
Water Treatment Plant
Cemetery
College / University
Place of Worship
School

Eastern Segment

From US 15 / North Durham Ave to Darden Dr

Granville County

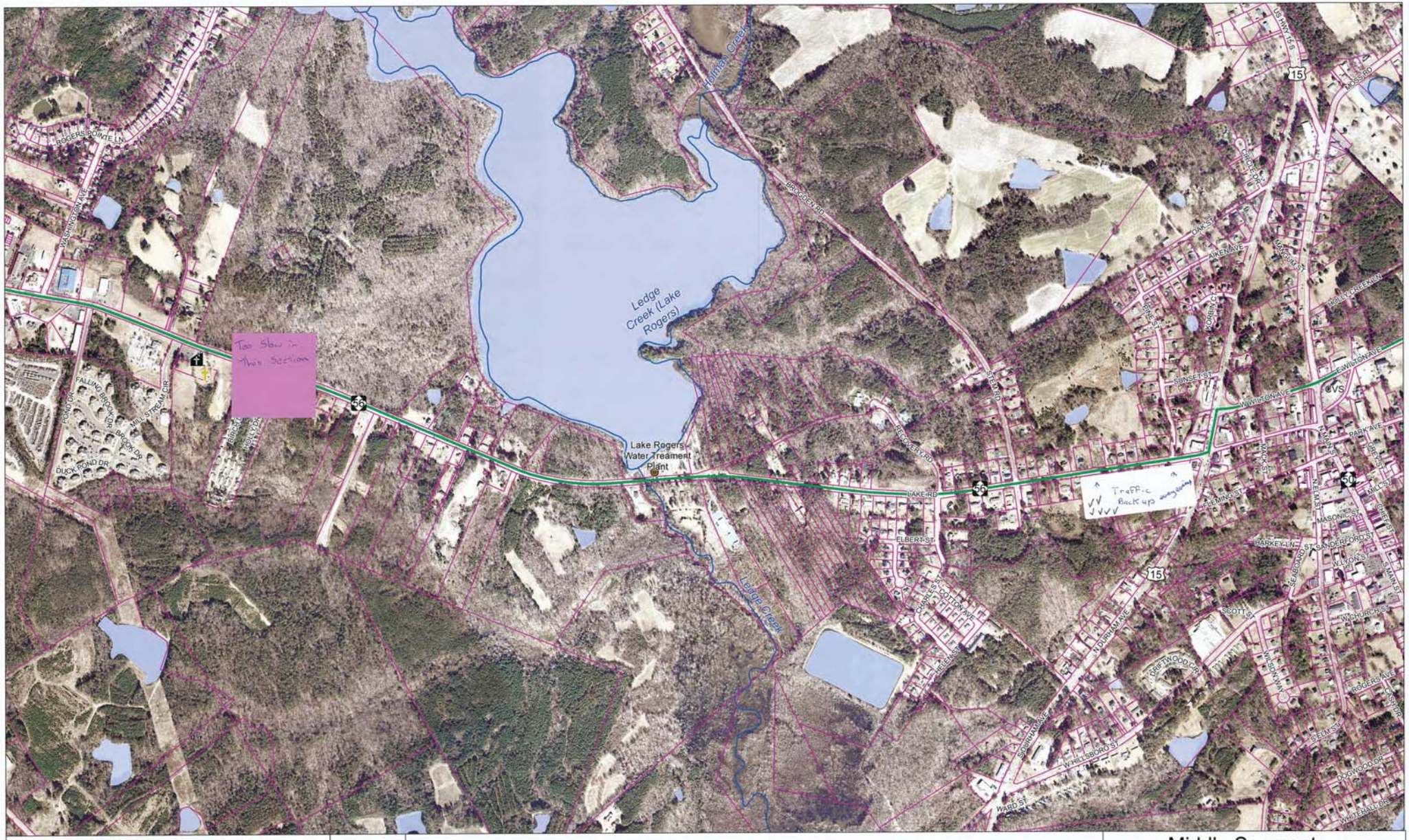

Scale

0 300 600 900 1,800 Feet

Project Corridor
Property Boundary
Hydrology
Waterbody
Landfill Site (former)
Water Treatment Plant
Cemetery
College / University
Place of Worship
School

Middle Segment

From Mill Stream Cir to US 15 / North Durham Ave

Granville County

Scale

0 300 600 900

Project Corridor
Property Boundary
Hydrology
Waterbody
Landfill Site (former)
Water Treatment Plant
Cemetery
College / University
Place of Worship
School

Western Segment

From 33rd St to Mill Stream Cir

Granville County

NC 56 CORRIDOR STUDY Issue Prioritization

The following categories have been identified as issues to be addressed through this study. Please identify **one primary issue** most important to you by placing a sticker next to the word or phrase. You can also use the blank space below to write in other ideas.

Safety	
Congestion	
Freight Access	
Environmental Preservation	
Access to Businesses	
Bicycle Safety and Access	
Pedestrian Safety and Access	
Wayfinding/Directional Signs	
Aesthetics/Appearance	

Scale

0 300 600 900 1,800 Feet

Project Corridor
Property Boundary
Hydrology
Waterbody
Landfill Site (former)
Water Treatment Plant
Cemetery
College / University
Place of Worship
School

Eastern Segment

From US 15 / North Durham Ave to Darden Dr

Granville County

Scale

0 300 600 900 1,800 Feet

Project Corridor
Property Boundary
Hydrology
Waterbody
Landfill Site (former)
Water Treatment Plant
Cemetery
College / University
Place of Worship
School

Middle Segment

From Mill Stream Cir to US 15 / North Durham Ave

Granville County

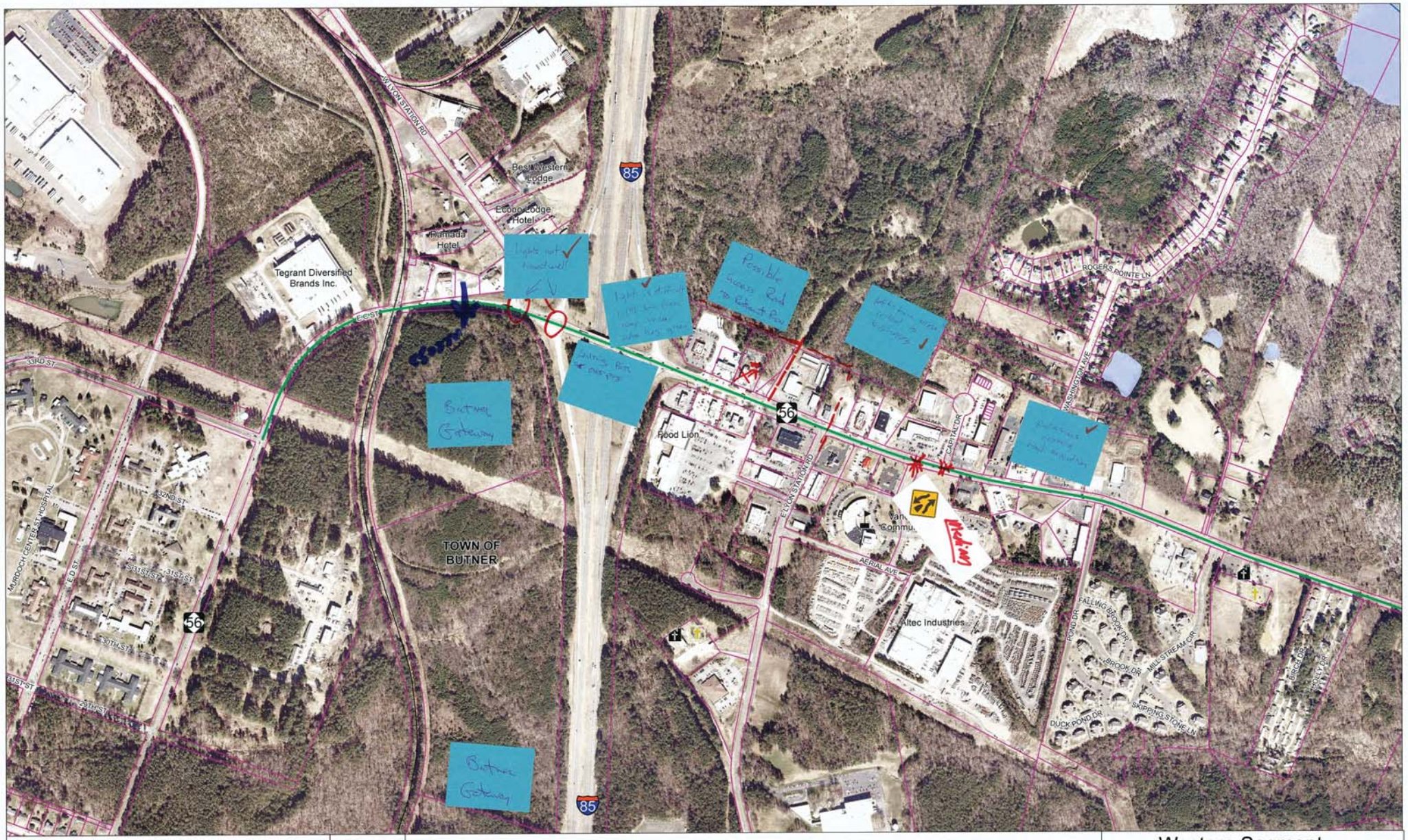

Scale

0 300 600 900 1,800 Feet

Project Corridor
Property Boundary
Hydrology
Waterbody
Landfill Site (former)
Water Treatment Plant
Cemetery
College / University
Place of Worship
School

Western Segment

From 33rd St to Mill Stream Cir

Granville County

Where do you live and work? Place a ● dot where you live and a ● dot where you work

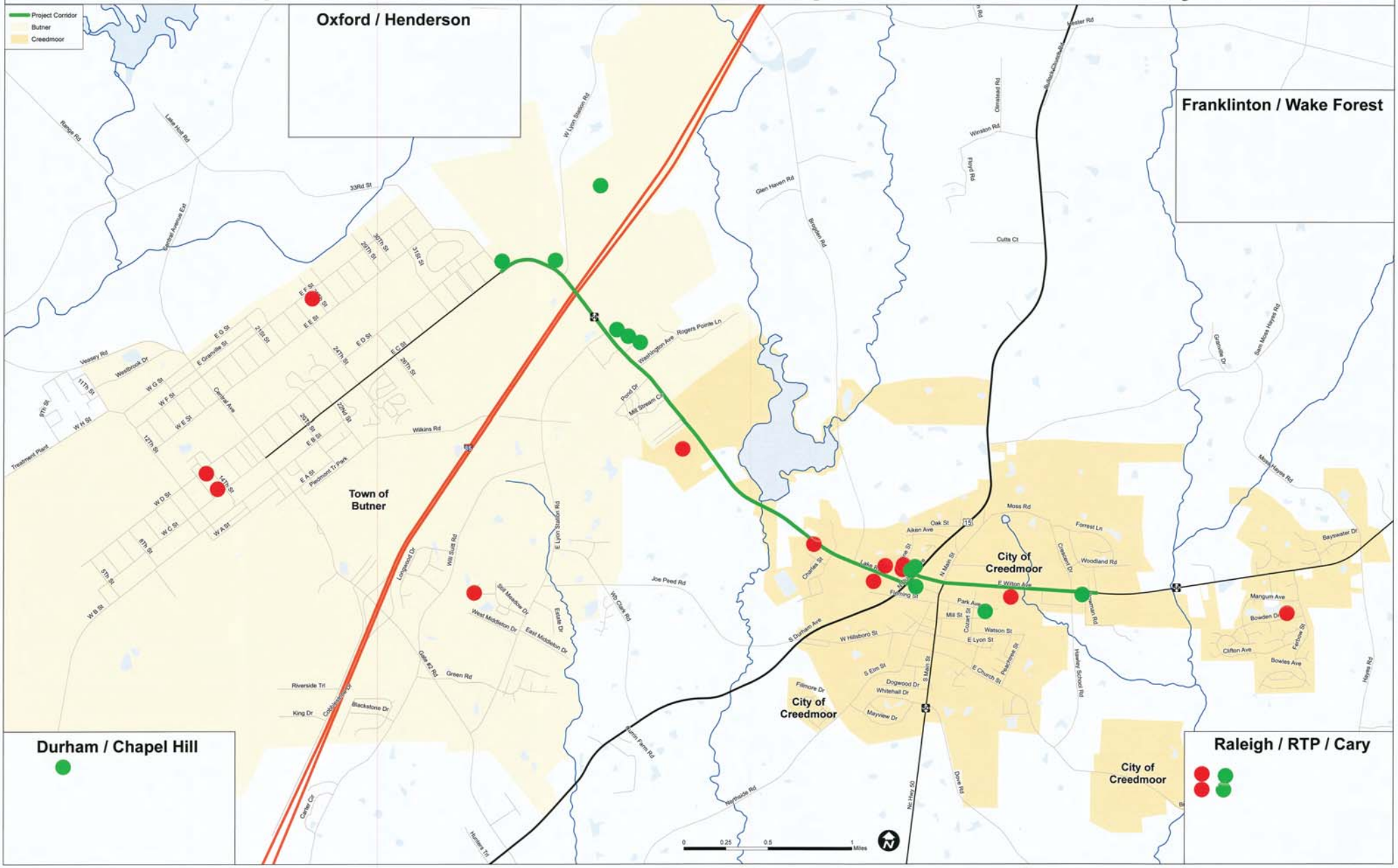

Q1 How did you hear about this project?

Answered: 58 Skipped: 5

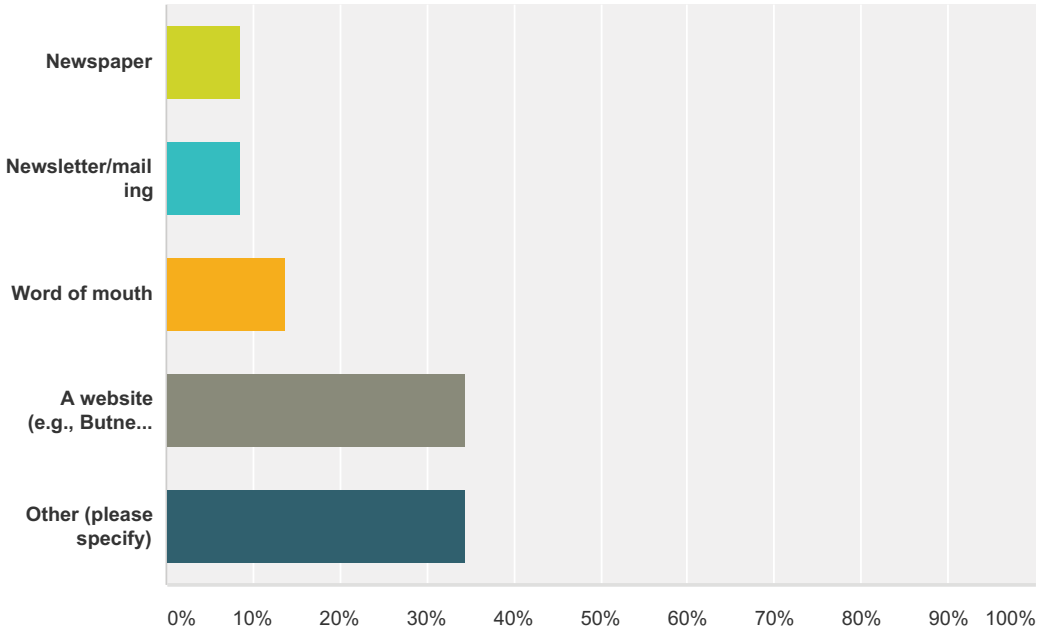

Answer Choices	Responses	
Newspaper	**8.62%**	5
Newsletter/mailing	**8.62%**	5
Word of mouth	**13.79%**	8
A website (e.g., Butner or Creedmoor websites)	**34.48%**	20
Other (please specify)	**34.48%**	20
Total		**58**

#	Other (please specify)	Date
1	County Commissioners Meeting	2/19/2015 3:02 PM
2	Facebook	2/15/2015 10:48 PM
3	facebook	2/15/2015 7:14 AM
4	Facebook	2/13/2015 9:40 PM
5	Mayor Moss	2/13/2015 8:21 PM
6	facebook	2/13/2015 8:05 AM
7	Shared Facebook post	2/13/2015 4:23 AM
8	Facebook	2/12/2015 10:42 PM
9	Facebook - Creedmoore page	2/12/2015 2:33 PM
10	facebook	2/12/2015 9:26 AM
11	library	2/11/2015 10:14 PM

12	Facebook	2/11/2015 6:47 PM
13	Creedmoor Planning Dept.	2/9/2015 5:34 PM
14	Town of Butner Planning	1/27/2015 3:34 PM
15	Newspaper; newsletter/mailing	1/27/2015 3:27 PM
16	Newspaper and newsletter	1/27/2015 3:25 PM
17	On committee; City Commissioner	1/27/2015 2:23 PM
18	Town Planning	1/27/2015 2:18 PM
19	City of Creedmoor website; Granville Chamber of Commerce	1/27/2015 2:15 PM
20	Creedmoor Town Staff	1/27/2015 2:12 PM

Q2 How often do you travel in the corridor?

Answered: 58 Skipped: 5

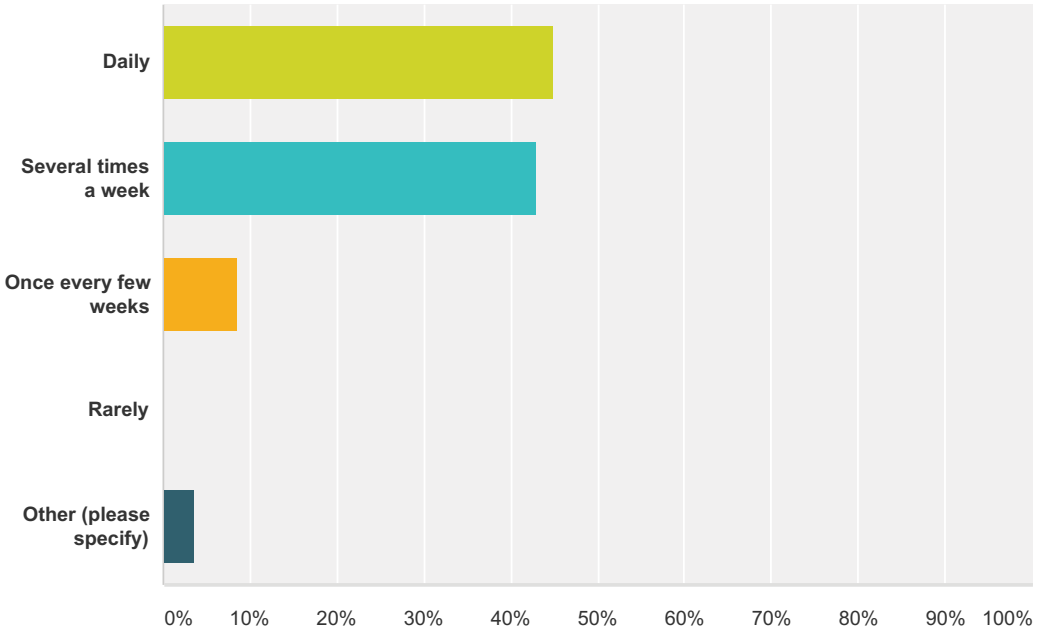

Answer Choices	Responses	
Daily	**44.83%**	26
Several times a week	**43.10%**	25
Once every few weeks	**8.62%**	5
Rarely	**0.00%**	0
Other (please specify)	**3.45%**	2
Total		**58**

#	Other (please specify)	Date
1	Recently bought a home in Creedmoor, currently seasonal. Will be year round next winter.	2/14/2015 10:40 AM
2	5x weekly	1/27/2015 2:15 PM

Q3 What is the primary reason for using the corridor?

Answered: 58 Skipped: 5

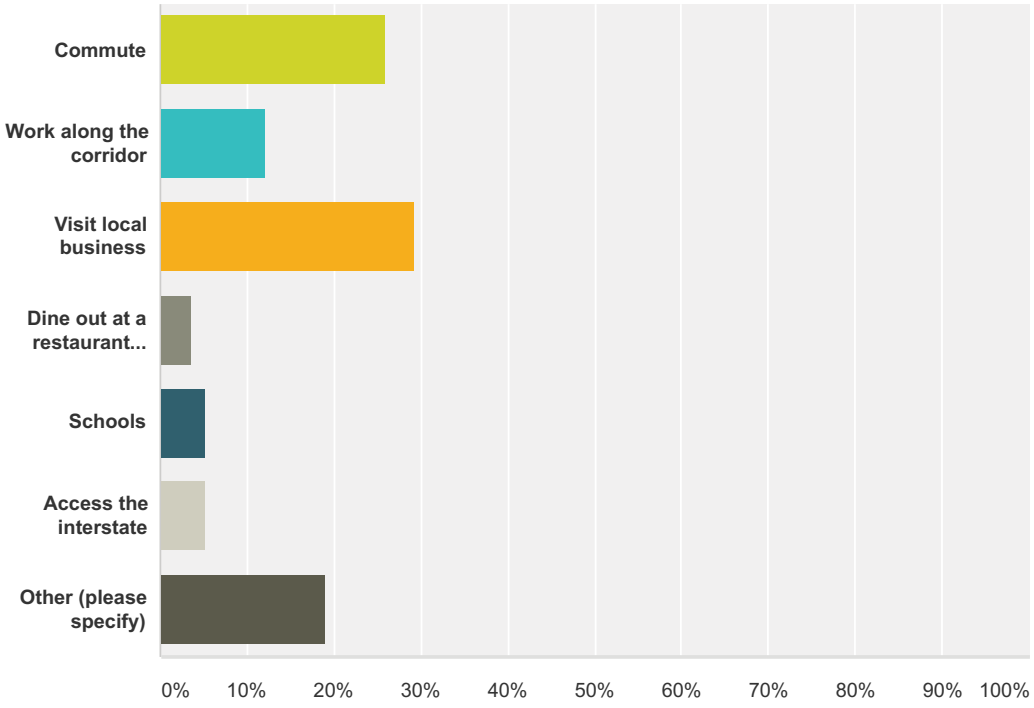

Answer Choices	Responses	
Commute	**25.86%**	15
Work along the corridor	**12.07%**	7
Visit local business	**29.31%**	17
Dine out at a restaurant along the corridor	**3.45%**	2
Schools	**5.17%**	3
Access the interstate	**5.17%**	3
Other (please specify)	**18.97%**	11
Total		**58**

#	Other (please specify)	Date
1	Going to Raleigh	2/12/2015 5:43 PM
2	Work along the corridor; visit local businesses; schools; dine out; access the interestate	1/27/2015 4:11 PM
3	Work along the corridor; visit local businesses; schools; dine out; access the interestate	1/27/2015 4:06 PM
4	Visit local businesses; visit our properties	1/27/2015 4:03 PM
5	Access the interstate; own house and lot on corridor	1/27/2015 4:02 PM
6	Visit local businesses, dine out, access the interstate	1/27/2015 3:46 PM

7	Commute; visit local businesses; dine out; access the interstate; church	1/27/2015 3:27 PM
8	Live there; visit local businesses; dine out	1/27/2015 3:25 PM
9	All	1/27/2015 2:26 PM
10	Work along corridor, visit local businesses, dine out, access interstate	1/27/2015 2:18 PM
11	access interstate, shop and dine out	1/26/2015 3:19 PM

Q4 What works well in the corridor?

Answered: 29 Skipped: 34

#	Responses	Date
1	The exits from I-85.	2/22/2015 5:26 PM
2	Everything works well from 12 midnight to 5:00 AM.	2/19/2015 3:07 PM
3	Turn lanes	2/18/2015 8:13 PM
4	Highway intersection	2/14/2015 10:19 AM
5	Traffic usually moves along well between Dickerson's garage and the Butner end of the corridor.	2/14/2015 8:21 AM
6	Light by Walgreens and CVS	2/13/2015 8:55 PM
7	Nothing	2/13/2015 8:24 PM
8	The addition of the traffic light at the top of the exit from I-85S was much needed and is much appreciated.	2/13/2015 6:25 PM
9	Access to places	2/13/2015 5:53 PM
10	takes too long to get to Butner side from east side - Creedmoor, it's only 4.5 miles and travel time is approx. 15-minutes.	2/13/2015 5:51 PM
11	businesses	2/13/2015 12:11 PM
12	stop lights help traffic flow allowing you ton access the businesses and get out of parking lots	2/13/2015 8:07 AM
13	Stop lights	2/12/2015 4:06 PM
14	Not a whole lot	2/12/2015 3:04 PM
15	Nothing	2/12/2015 2:35 PM
16	After you've passed by Creedmoor Elementary and South Granville the corridor is fine, there is not much traffic to deal with.	2/12/2015 9:30 AM
17	??	2/9/2015 5:42 PM
18	Mostly doesn't flood. Road includes mostly high ground, except when crossing Ledge Creek, which does flood and overtop the roadway during the worst rainy conditions.	2/9/2015 10:07 AM
19	Good flow between Butner and Creedmoor	2/8/2015 8:46 AM
20	Crossings and footpaths	1/27/2015 4:11 PM
21	Access to interstate	1/27/2015 4:02 PM
22	15 years ago, the corridor functioned well to serve the businesses and citizens. But the growth allowed to cut the road excessively making getting in and out of businesses difficult, if not impossible. Currently, the stop light is the only assist motorists get in trying to navigate the business and roads.	1/27/2015 3:52 PM
23	New plans in place for sidewalk	1/27/2015 3:38 PM
24	Good concentration of retail and restaurantsq	1/27/2015 3:34 PM
25	Get through	1/27/2015 3:27 PM
26	Additional traffic light that was added	1/27/2015 2:19 PM
27	All businesses are centrally located on the west side - easy to find	1/27/2015 2:15 PM
28	Access to I-85	1/27/2015 2:13 PM
29	Speed limit keeps vehicles under control as it winds through and connects neighborhoods.	1/26/2015 3:23 PM

Q5 What does not work well in the corridor?

Answered: 38 Skipped: 25

#	Responses	Date
1	LACK OF TURNING LANES Lack of sidewalk on the Lake Rd section of the corridor	3/4/2015 8:29 PM
2	The corridor is too narrow and the speed limit is too low (35 mph). Also, businesses along the corridor would need to look more appealing.	2/22/2015 5:26 PM
3	Far too many vehicular accidents, very difficult if not impossible for pedestrians to cross the Hwy (one was killed just last year), speed limit need to be reduced,	2/19/2015 3:07 PM
4	cars are speeding every morning, coming from Paddington heading towards highway 50 or I 85, nxt to impossible to get out of neighborhood. there also needs to be a light somewhere to slow traffic down.	2/18/2015 9:30 AM
5	Waiting	2/15/2015 7:15 AM
6	Attempting to get into and out of the restaurants near the highway.	2/14/2015 10:19 AM
7	coming through town in Creedmoor can be tough in the mornings with all the traffic - really stop and go.	2/14/2015 8:21 AM
8	Road work that shuts down 1 lane, speed limit too slow	2/14/2015 8:05 AM
9	The stop sign at Hwy 15 causes a backup every morning, it's frustrating trying to turn left. The traffic in and out of fast food restaurants near I85 is dangerous - people having to turn left into Bojangles either clog traffic or move into the oncoming left turn lane creating a hazard for everyone; coming out of McDonalds is nearly impossible	2/13/2015 9:50 PM
10	School area.	2/13/2015 8:55 PM
11	Traffic, horrible in the am near Bojangles. Trash pick up during school drop off and pick up hours.	2/13/2015 8:24 PM
12	Pretty much everything else. As Creedmoor has grown, the little two lane can't handle all the traffic. If the weather's bad, might as well forget it.	2/13/2015 6:25 PM
13	A lot of turns.	2/13/2015 5:53 PM
14	congestion, traffic moves too slowly and difficult to get in and out of business.	2/13/2015 5:51 PM
15	Single lanes	2/13/2015 1:39 PM
16	homes	2/13/2015 12:11 PM
17	the amount of traffic	2/13/2015 8:07 AM
18	Not enough lanes; cars exiting fast food restaurants	2/12/2015 4:06 PM
19	The traffic flow is terrible. Especially in Butner where the food places are located. It takes forever to get through there and if you turn off it is terrible getting back on	2/12/2015 3:04 PM
20	It's only a 2 lane road	2/12/2015 2:35 PM
21	At Creedmoor Elementary there are no officers directing traffic (whereas there is an officer daily at Mt. Energy which has much less traffic) and without an officer there people are making risky turns and people turning left out of the elementary school are waiting 5 minutes or longer some times.	2/12/2015 9:30 AM
22	Entering road from different businesses between 85 and going toward Cmoor area...dangerous; heavy traffic area from 85 to Cmoor	2/11/2015 10:18 PM
23	rush hour traffic	2/11/2015 6:49 PM
24	pedestrian access and travel to businesses, vehicle in/out access for businesses, is not aesthetically pleasing, not an impressive gateway for Butner or Creedmoor	2/9/2015 5:42 PM
25	Not enough turning lanes at intersections. Timing on traffic signals needs to be improved. Bridge over Ledge Creek needs to be elevated and widened to include pedestrian accommodations.	2/9/2015 10:07 AM
26	Bad traffic patterns near I85 and US 15	2/8/2015 8:46 AM

27	Too many driveways	1/27/2015 4:11 PM
28	Too many entrances/driveways near I-85. Very low speed limit in some areas.	1/27/2015 4:07 PM
29	Congestion at I-85 and 56	1/27/2015 4:02 PM
30	Left turns	1/27/2015 3:38 PM
31	Turning into businesses	1/27/2015 3:34 PM
32	traffic	1/27/2015 3:27 PM
33	Speeds, traffic at certain times, during the day	1/27/2015 3:25 PM
34	Sidewalk on side of 56 where people traffic	1/27/2015 2:27 PM
35	Entry onto Hwy 56 from businesses (past Rite-Aid up to Medical Center)	1/27/2015 2:19 PM
36	When traveling to Butner from Creedmoor to visit local businesses, it is difficult to get into those establishments	1/27/2015 2:15 PM
37	Traffic and pedestrian access to area businesses and future greenway/sidewalks	1/27/2015 2:13 PM
38	Traffic back up at intersection 15 and 56 also slow moving in Butner as it passes hospital grounds.	1/26/2015 3:23 PM

Q6 What needs to be done to improve the corridor?

Answered: 36 Skipped: 27

#	Responses	Date
1	Install turning lanes build a sidewalk up to at least the LAKE on lake road.	3/4/2015 8:29 PM
2	Widen the road; change the front of the businesses to make them more appealing; create interesting stores and eliminate some businesses. For examples, there are too many gas stations and too many autopart stores.	2/22/2015 5:26 PM
3	The study should have been extended further east to Hayes Rd where the majority of the residential growth has occurred in the last 10 years.	2/19/2015 3:07 PM
4	additional lanes	2/18/2015 8:13 PM
5	Turn lane	2/15/2015 7:15 AM
6	Needs more police off 15 going towards 85. And also on 56 need more police alot of people speed. I am a mother of 2 and dont like to be tail gated.	2/14/2015 2:23 PM
7	A bypass around town or a better way of navigating through town.	2/14/2015 8:21 AM
8	Increase speed limit to 45.	2/14/2015 8:05 AM
9	Light instead of stop sign at Hwy 56/Hwy 15 T intersection; wider road/extra lanes near I85 for fast food traffic	2/13/2015 9:50 PM
10	Lights added to where pine valley is, and gas station	2/13/2015 8:55 PM
11	Widen after Lake Rogers. Stop light before Sonic and Bojangles. That can be a very dangerous area. School bus should not be stopping letting elementary kids cross the the Creedmoor Inn	2/13/2015 8:24 PM
12	Straighten out the intersection of 15 & 56. The dog leg causes problems. I know it's too close to put a second light at that intersection, but turning left to stay on 56W is mostly a nightmare in the mornings.	2/13/2015 6:25 PM
13	Create more of a straight shot in driving directions.	2/13/2015 5:53 PM
14	Need side walks,walking trails and bike paths; with sidewalks would also need crosswalks.	2/13/2015 5:51 PM
15	There needs to be more turn lanes put in for the various businesses along the corridor	2/13/2015 1:39 PM
16	widen roads, improve condition of roads	2/13/2015 12:11 PM
17	a concrete median so cars can not cut in front of traffic	2/13/2015 8:07 AM
18	Lanes	2/12/2015 4:06 PM
19	A better traffic control pattern...two lanes maybe?	2/12/2015 3:04 PM
20	Should be a 4 lane road or a 4 lane with a center turning lane making it 5 lanes. Plus, there should be better traffic control - either lights or something else to better manage traffic. At the intersection of Old Durham highway in Creedmoor, do not use the turning circles as that would make it more difficult for school buses to get children to school.	2/12/2015 2:35 PM
21	I believe that having an officer directing traffic in the mornings would assist with the traffic issues	2/12/2015 9:30 AM
22	better flow of rush hour traffic, particularly the intersection at 15 near American hero	2/11/2015 6:49 PM
23	Streamline traffic flow and straighten the intersection at hwy. 15 and hwy. 56, improve aesthetics	2/9/2015 5:42 PM
24	Close some commercial driveways closest to I85 interchange. Provide rear lot access. Improve directional signage for alternate routes to and from I85.	2/9/2015 10:07 AM
25	Allow main traffic flow to be unimpeded, makes secondary traffic (i.e. getting in and out of businesses) go to fewer points.	2/8/2015 8:46 AM
26	Less entrances, higher speed limit in some stretches.	1/27/2015 4:07 PM

27	Water and sewer utilities access to the areas not covered	1/27/2015 4:02 PM
28	Reducing the number of cuts by redirecting traffic to service road for access and controlling the on/off traffic with strategic access points.	1/27/2015 3:52 PM
29	Re-route trucks	1/27/2015 3:38 PM
30	Look at intersections and access	1/27/2015 3:34 PM
31	Some way to go around	1/27/2015 3:27 PM
32	Traffic pattern exit of McDonalds and other businesses on 56. Width of 56 at ball field and school	1/27/2015 2:27 PM
33	Easy access in/out of business - less turns or increase lanes from 2 to 4 - turning lanes; pedestrian cross walks	1/27/2015 2:19 PM
34	More business on the East side of corridor	1/27/2015 2:15 PM
35	- Streamline traffic flow for vehicles and pedestrians - Aesthetically pleasing	1/27/2015 2:13 PM
36	Raise speed limit in Butner to 35. Route 56 traffic differently aat the 15 and 56 intersection.	1/26/2015 3:23 PM

Q7 The following categories have been identified as issues to be addressed through this project. Please rank the importance of addressing each of these. Feel free to write-in an additional option.

Answered: 49 Skipped: 14

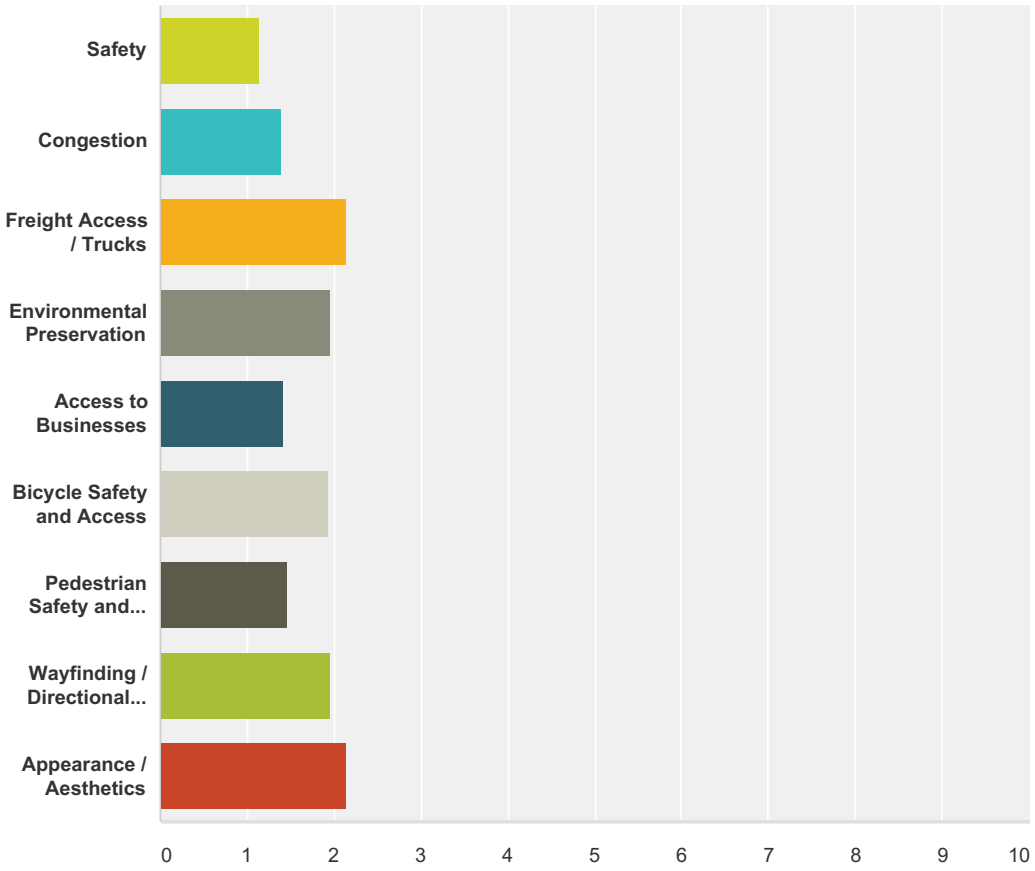

	Very Important	Somewhat Important	Slightly Important	Not Important	Total	Weighted Average
Safety	**90.48%** 38	**4.76%** 2	**4.76%** 2	**0.00%** 0	42	1.14
Congestion	**70.83%** 34	**18.75%** 9	**10.42%** 5	**0.00%** 0	48	1.40
Freight Access / Trucks	**27.50%** 11	**40.00%** 16	**22.50%** 9	**10.00%** 4	40	2.15
Environmental Preservation	**36.84%** 14	**36.84%** 14	**18.42%** 7	**7.89%** 3	38	1.97
Access to Businesses	**67.50%** 27	**25.00%** 10	**5.00%** 2	**2.50%** 1	40	1.43
Bicycle Safety and Access	**42.86%** 15	**31.43%** 11	**14.29%** 5	**11.43%** 4	35	1.94

Pedestrian Safety and Access	**68.42%** 26	**18.42%** 7	**10.53%** 4	**2.63%** 1	38	1.47
Wayfinding / Directional Signs	**36.36%** 12	**39.39%** 13	**15.15%** 5	**9.09%** 3	33	1.97
Appearance / Aesthetics	**24.39%** 10	**46.34%** 19	**19.51%** 8	**9.76%** 4	41	2.15

#	Other (please specify)	Date
1	Crosswalks	1/27/2015 2:21 PM

Q8 How will you know if this project is successful?

Answered: 36 Skipped: 27

#	Responses	Date
1	I will be able to turn into my driveway safely is #1 I love be able to walk safely on a sidewalk to some of the places I now drive because walking is not safe and downright scary.	3/4/2015 8:33 PM
2	If people are satisfied, the the appearance is enhanced, and if it attracts new businesses and people to the area.	2/22/2015 5:27 PM
3	The study will include the residential growth, crosswalk safety, vehicle speed, walking and bike trails from Darden down to Mt Energy.	2/19/2015 3:10 PM
4	When there are visible signs of safety and smooth flowing traffic.	2/18/2015 8:15 PM
5	Safety and appearance.	2/14/2015 10:41 AM
6	If congestion eases in the morning in town. Also will be happy to see the completion of the sidewalk project. The part that is already done is awesome! We are looking forward to being able to walk to town	2/14/2015 8:23 AM
7	If I no longer have to slam on my breaks every 50 feet, or sit in line for 5 minutes at a stop sign	2/13/2015 9:51 PM
8	The commute will improve and the scenery will be nicer to few. It beautiful up to Lake Rogers	2/13/2015 8:26 PM
9	Out-of-towners will no longer have to take longer to navigate the 15/56 dog leg, morning commutes will be less of a struggle, people will stop cutting through the CVS parking lot to try to beat the traffic.	2/13/2015 6:27 PM
10	Easy access	2/13/2015 5:54 PM
11	1. Takes less time to travel from east side to Butner businesses. 2. Do sidewalks, walking paths and crosswalks actually get installed. 3. Does our town have an improved appearance - do I personally see a change and consider it attractive.	2/13/2015 5:53 PM
12	By observance when driving through.	2/13/2015 12:13 PM
13	when it is completed	2/13/2015 8:09 AM
14	Increase in a smoother flow of traffic	2/12/2015 4:06 PM
15	When the congestion is corrected!	2/12/2015 4:02 PM
16	When I can through my commute without frustration	2/12/2015 3:05 PM
17	If traffic congestion is eased, fewer accidents and easier access/commute.	2/12/2015 2:36 PM
18	I believe people will know the project is successful if there is no longer a huge wait outside either the elementary school or high school. I also believe it will be successful if everyone would follow the crosswalk law. I've had issues many times with crossing through the crosswalk while either running with my dog or walking with my children and cars will speed up so that you cannot cross or speed up while you are in the crosswalk.	2/12/2015 9:32 AM
19	When the road becomes less congested and not so hazardous to enter from restaurants and other businesses along the route	2/11/2015 10:21 PM
20	better traffic flow through rush hour	2/11/2015 6:50 PM
21	vehicle traffic flowing smoothly, pedestrian/bicycle traffic safe movement, landscaping to improve aesthetics	2/9/2015 5:45 PM
22	If NCDOT decides to fund any of the study recommendations in the short term.	2/9/2015 10:09 AM
23	Reduced travel times and number of stops	2/8/2015 8:47 AM
24	Traffic clow for all parties pedestrian/auto will be easier. I can walk from A to B.	1/27/2015 4:12 PM
25	Reduced accidents, less congestion, smoother roads	1/27/2015 4:10 PM
26	After final completions	1/27/2015 4:02 PM

27	If traffic congestion issues are mitigated; if there is a safe way to for active transportation users (walkers, cyclists) to access businesses and navigate through intersections	1/27/2015 3:53 PM
28	Resolved traffic back-up in the am and pm near intersection of Lake Road and Hwy 15	1/27/2015 3:46 PM
29	Able to cross street from my property to the sidewalk to be constructed in 2016	1/27/2015 3:39 PM
30	When traffic moves through corridor smoothly and safely while at the same time increasing in volume. Large land areas (Butner Gateway) begin to develop.	1/27/2015 3:36 PM
31	Better traffic, more safety, less trucks	1/27/2015 3:29 PM
32	Traffic is better during the day	1/27/2015 2:24 PM
33	When wait time to access Hwy 5 from business decreases; decrease in accidents related to Hwy 56; aesthetics are visible; directional signs are posted and people are able to find their way; congestion decreases; less complaints from citizens	1/27/2015 2:21 PM
34	If my commute time decreased; if a dog park is built	1/27/2015 2:16 PM
35	Integration of traffic/pedestrian flow works with the community along the corridor and with businesses and promotes future development.	1/27/2015 2:14 PM
36	Congestion will ease.	1/26/2015 3:24 PM

Q9 Please enter any additional comments on the study or corridor.

Answered: 16 Skipped: 47

#	Responses	Date
1	I hope some improvement will happen in my lifetime. It would be healthy for me and others who live on Lake Rd.	3/4/2015 8:35 PM
2	Any improvements and/or changes of the 56 Corridor, should be made in connection to the Butner Gateway project.	2/22/2015 5:29 PM
3	The initial study was approved by the Granville County Board of Commissioners to extend further east to Mt Energy and Hayes Road. Because of funding issues, the study was shorten. The majority of the growth in the past 10 years is in this area. Please consider what can be included in this study that will help the residence and pedestrians in this area.	2/19/2015 3:14 PM
4	Hopefully, the study will be helpful so that actual improvement can be quickly implemented	2/18/2015 8:18 PM
5	So glad our city is addressing these issues. Improved driving conditions will benefit us all	2/14/2015 8:26 AM
6	Add turning lanes for the businesses or possible another stop light. A walking path to Lake Rogers would be awesome.	2/13/2015 8:27 PM
7	Businesses are too close to NC 56. There were no construction guidelines when the businesses were built.	2/12/2015 4:07 PM
8	As previously stated I believe that traffic and crosswalk use are the biggest issues with this corridor and if those could be alleviated at Creedmoor Elementary and South Granville High School then people would be safer as well as happier about the drive.	2/12/2015 9:34 AM
9	Need some "out-of-the-box" thinking about the NC50/56/US15 intersections in Creedmoor's downtown. This is another significant pat of this study area that needs lots of alternative analysis.	2/9/2015 10:12 AM
10	ROW line pag 40 at 703-705 North Durham Ave is incorrect. ROW is 60' not 100'	1/27/2015 4:04 PM
11	1. Will there be rezoning? 2. Will there be property loss?	1/27/2015 4:02 PM
12	Concern for the number of 18 wheelers using 56. The numbers of trucks have increased significantly.	1/27/2015 3:41 PM
13	Our home shakes with all the truck traffic - what will be done for this?	1/27/2015 3:33 PM
14	Make the Gate #2 Road, Cash Road, Old Weaver Trail connection from I-85 to NC 50 at Granville County/Wake County line more efficient. Wider right of way, straighten out, greater speeds. This is a poor man's bypass that makes sense to improve. Already being a need.	1/27/2015 2:26 PM
15	The majority of Hwy 56 is actually Butner, not Creedmoor. The name hasn't changed through the incorporation and US postal service. Success is when there is a clear distinction between the Town and the businesses actually can provide accurate directions to their patrons.	1/27/2015 2:23 PM
16	Re: HWY 50 study and actions - more lighting poles are needed in Granville and Wake Co	1/27/2015 2:17 PM

Western Section Options

Options for the 33rd Street Intersection

LOS Summary (Roundabout)			
Intersection Name	AM	MID	PM
NC 56 and S. 33rd Street	A (9.7)	A (7.0)	A (9.5)

Roundabout Option



LOS Summary (Signalized)			
Intersection Name	AM	MID	PM
NC 56 and S. 33rd Street	A (6.7)	A (7.6)	B (11.1)

Extend Left-Turn Lane

Comments

Comments

Option for the I-85 and NC 56 Interchange

LOS Summary (5-Lane Bridge)			
Intersection Name	AM	MID	PM
NC 56 and I-85 Southbound Ramp Ramp	C (21.7)	C (20.4)	C (22.0)
NC 56 and I-85 Northbound Ramp Ramp	B (10.4)	B (12.4)	D (43.6)

Five Lane Bridge

- Four through lanes across bridge
- Back-to-back left-turn lanes
- Requires widening of the bridge

LOS Summary (4-Lane Bridge)			
Intersection Name	AM	MID	PM
NC 56 and I-85 Southbound Ramp Ramp	C (22.2)	C (20.9)	C (22.2)
NC 56 and I-85 Northbound Ramp Ramp	B (11.1)	B (14.2)	D (44.8)

Four Lane Bridge

- Three through lanes across bridge
- Back-to-back left-turn lanes
- Avoids widening of the bridge

Comments

Comments

Western Section Options

W Lyon Station Road Realignment

LOS Summary			
Intersection Name	AM	MID	PM
NC 56 and W Lyon Station Rd	C (26.0)	C (24.2)	C (26.7)

Comments

- W Lyon Station Road reconstructed west of current alignment
- W Lyon Station Road extended south of NC 56
- Turn lanes added to accommodate projected traffic

Option for Restaurant Row

LOS Summary			
Intersection Name	AM	MID	PM
NC 56 and E Lyon Station Rd	B (15.7)	C (20.5)	C (32.1)

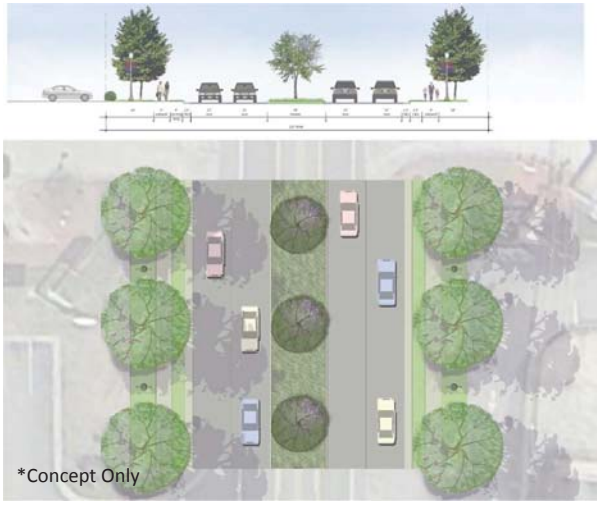

E Lyon Station Road Intersection

- Four through lanes
- Left-in, right-out access

Comments

Four Lane Cross-Section w/ median

Comments

Three-Lane Section Options

A model of future traffic conditions based on expected growth in people and jobs that may occur in the area by 2040 showed some sections of NC 56 needing four lanes in order to function. However, much of NC 56 could be widened to only three lanes and still have good traffic operations. The three-lane sections are at the eastern and western ends of the corridor and in the middle, around Lake Rogers.

Three-Lane Sections (in Yellow)

Lake Rogers Area
shown with center turn lane

Two-Lane with Median Cross-Section
areas without many driveways could have a planted median instead of a center turn lane

Comments

Street Connectivity Options

Options for street connectivity to help with business access

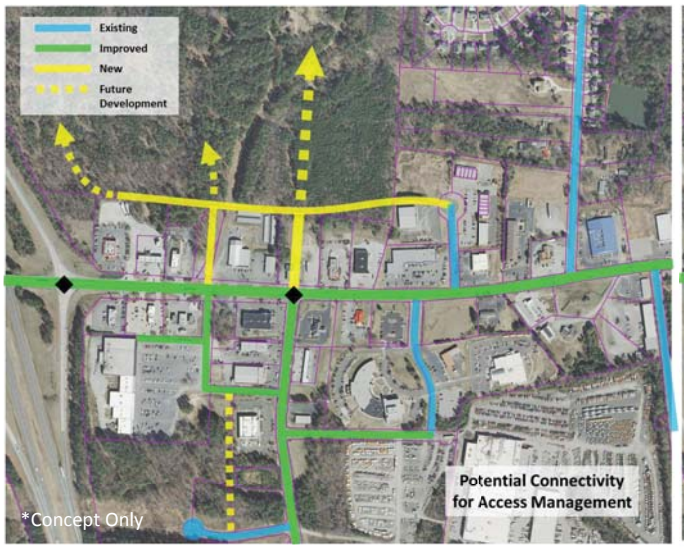

Comments

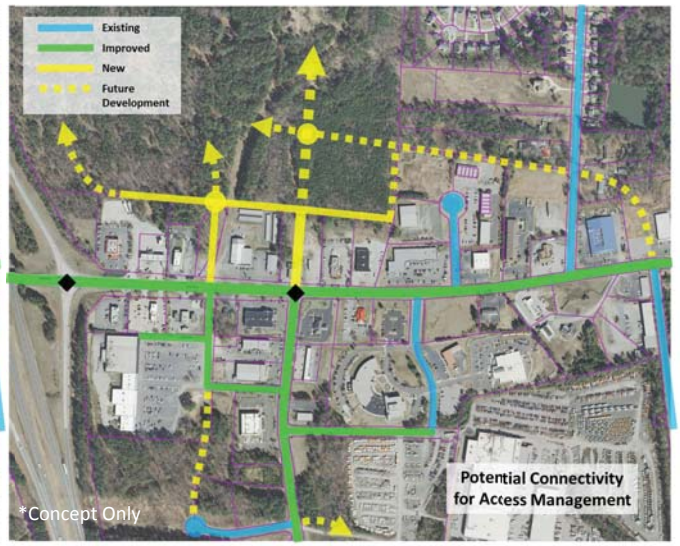

Comments

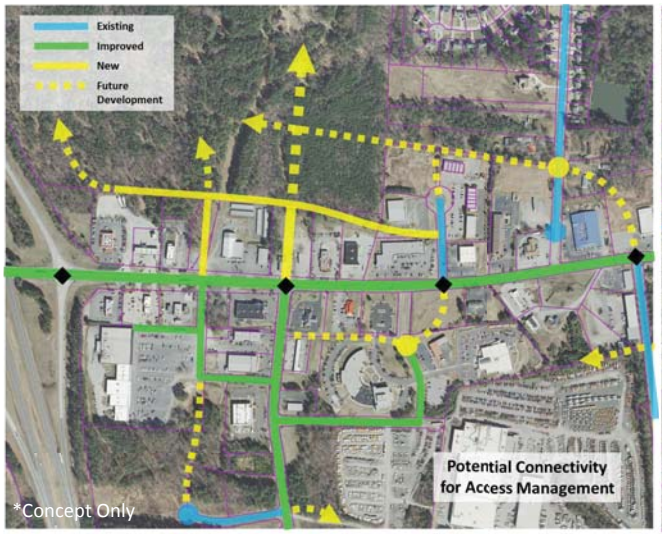

Comments

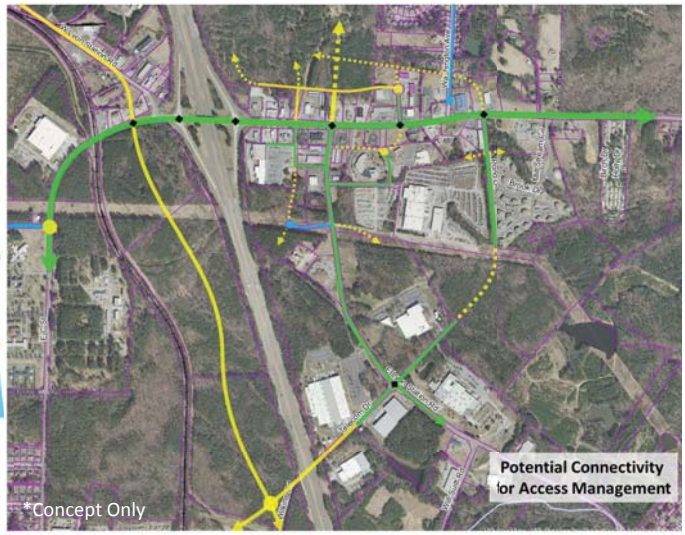

Comments

US 15 – NC 56 Intersections

LOS Summary

Intersection Name	AM	MID	PM
W Lake Rd & US 15	C (27.0)	C (21.2)	D (39.0)
NC 56 and N Durham Ave/Lake Rd	B (13.2)	B (15.3)	B (11.0)

Signalized US 15 / NC 56

Comments

LOS Summary

Intersection Name	AM	MID	PM
NC 56 and N Durham Ave/Lake Rd	B (12.6)	A (5.6)	A (6.5)

US 15 / NC 56 Roundabout

Comments

LOS Summary

Intersection Name	AM	MID	PM
NC 56 & W Lake Rd	B (11.9)	A (9.8)	B (14.4)
W Lake Rd & US 15	C (23.1)	C (20.9)	C (23.3)
NC 56 and N Durham Ave/Lake Rd Rd	C (26.3)	B (18.3)	B (17.3)

Signalized US 15 / NC 56, with extension

Comments

LOS Summary

Intersection Name	AM	MID	PM
NC 56 and N Durham Ave/Lake Rd	C (17.3)	A (7.2)	C (18.0)

US 15 / NC 56 Roundabout, with extension

Comments

Eastern Section Options

Potential Cross-Sections

NC 56 east of US 15

Comments



NC 56 east of NC 50

Comments

NC 56 east of NC 50

Comments

Option for Crescent Dr / Hawley School Rd

Comments

Creedmoor Elementary Options

- Existing queue stacking space ~665 feet
- NCDOT MSTA recommended queue storage between 925 and 1,200 feet

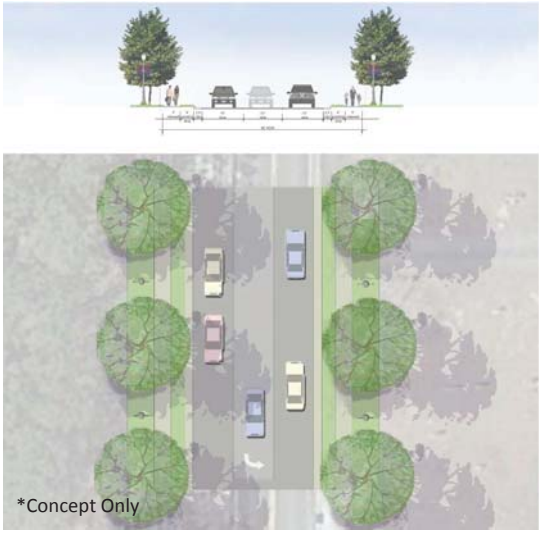

Proposed NC 56 Cross-Section

Options for Internal Queuing

Option A (~1,065 feet)

- Widen existing carpool to accommodate double stacking
- Provides 400 feet of additional queue

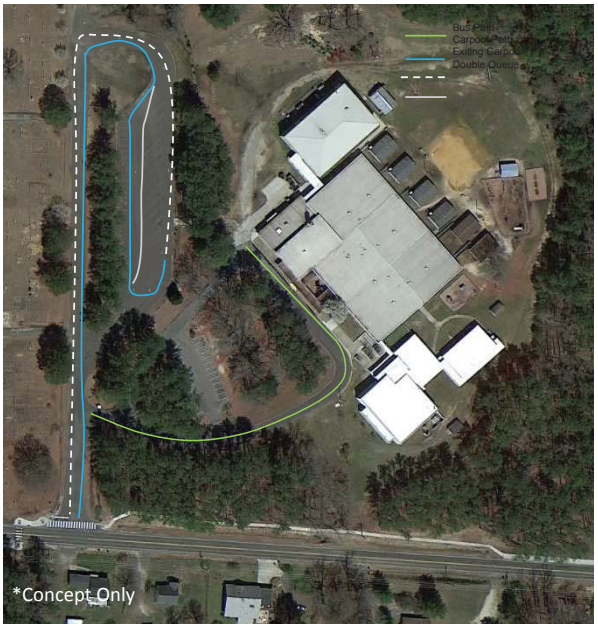

Option B (~1,250 feet)

- Switch bus and carpool operations
- Provides 1,250 feet of single queue
- Provides an additional 325 feet of double queue

Comments

Comments

Scale
0 300 600 900 1,800 Feet

Cross-Section
3-Lane; medium-term
4-Lane (2 eastbound, 2 westbound); medium-term
4-Lane (2 eastbound, 2 westbound); long-term
4-Lane (2 eastbound, 1 westbound, 1 turn lane); medium-term
4-Lane (2 eastbound, 1 westbound, 1 turn lane); long-term
Property Boundary
Possible medium-term ROW impacts
Possible long-term ROW impacts

Cross-Section and Intersection Options

NC 56 Corridor Study

From 33rd St (Butner) to Darden Dr (Creedmoor)

Cross-Section
3-Lane; medium-term
4-Lane (2 eastbound, 2 westbound); medium-term
4-Lane (2 eastbound, 2 westbound); long-term
4-Lane (2 eastbound, 1 westbound, 1 turn lane); medium-term
4-Lane (2 eastbound, 1 westbound, 1 turn lane); long-term
Property Boundary
Possible medium-term ROW impacts
Possible long-term ROW impacts
Scale
0 300 600 900 1,800 Feet

Q1 Which of the following locations do you travel most frequently? Check all that apply.

Answered: 34 Skipped: 1

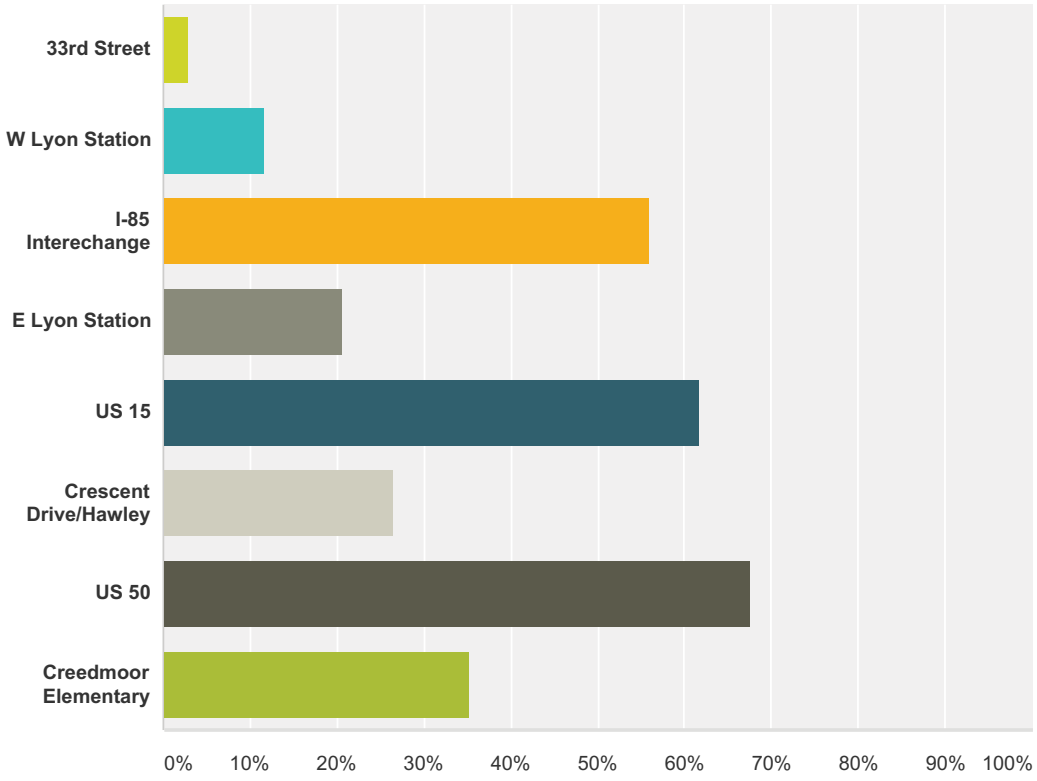

Answer Choices	Responses	
33rd Street	**2.94%**	1
W Lyon Station	**11.76%**	4
I-85 Interechange	**55.88%**	19
E Lyon Station	**20.59%**	7
US 15	**61.76%**	21
Crescent Drive/Hawley	**26.47%**	9
US 50	**67.65%**	23
Creedmoor Elementary	**35.29%**	12
Total Respondents: 34		

Q2 Which option for the 33rd Street Intersection do you prefer?

Answered: 29 Skipped: 6

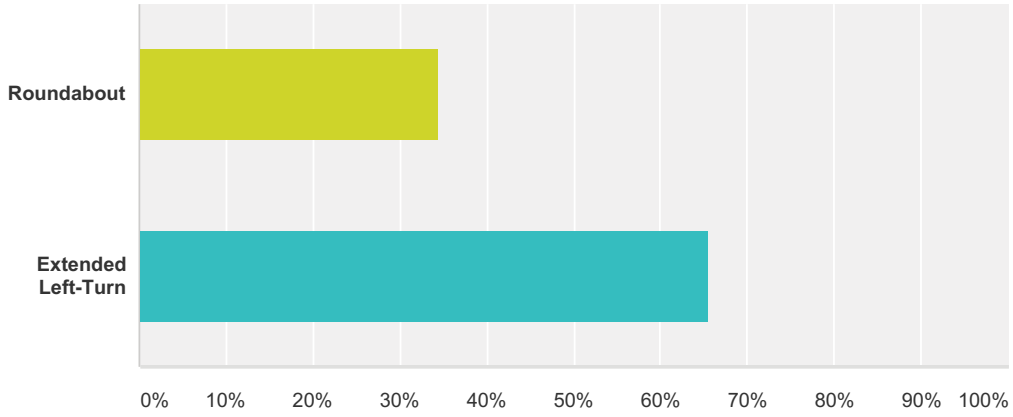

Answer Choices	Responses	
Roundabout	**34.48%**	10
Extended Left-Turn	**65.52%**	19
Total		**29**

Q3 Please provide any additional comments.

Answered: 1 Skipped: 34

#	Responses	Date
1	Hate roundabouts	5/24/2015 11:30 PM

Q4 Which option for the I-85 Interchange do you prefer?

Answered: 29 Skipped: 6

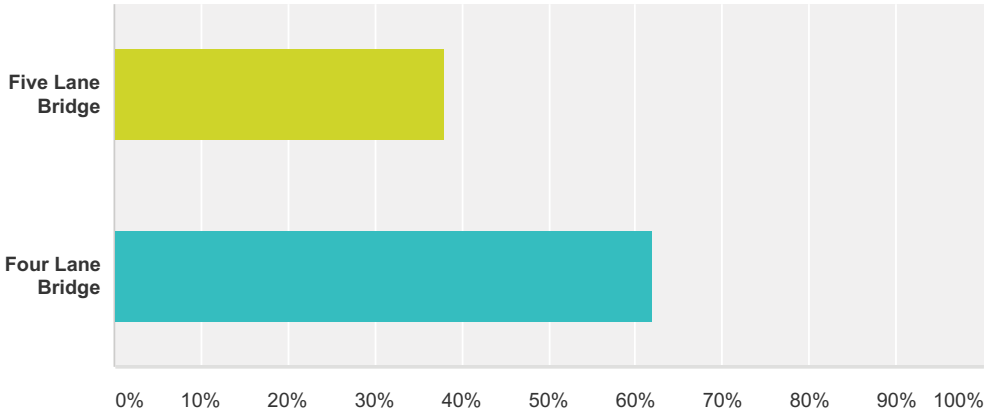

Answer Choices	Responses	
Five Lane Bridge	**37.93%**	11
Four Lane Bridge	**62.07%**	18
Total		**29**

Q5 Please provide any additional comments.

Answered: 2 Skipped: 33

#	Responses	Date
1	Other improvements will reduce congestion area-wide and this bridge can last longer.	5/21/2015 3:08 PM
2	Neither, this cost too much money for the return.	5/21/2015 7:21 AM

Q6 Which option for US 15/NC 56 do you prefer?

Answered: 32 Skipped: 3

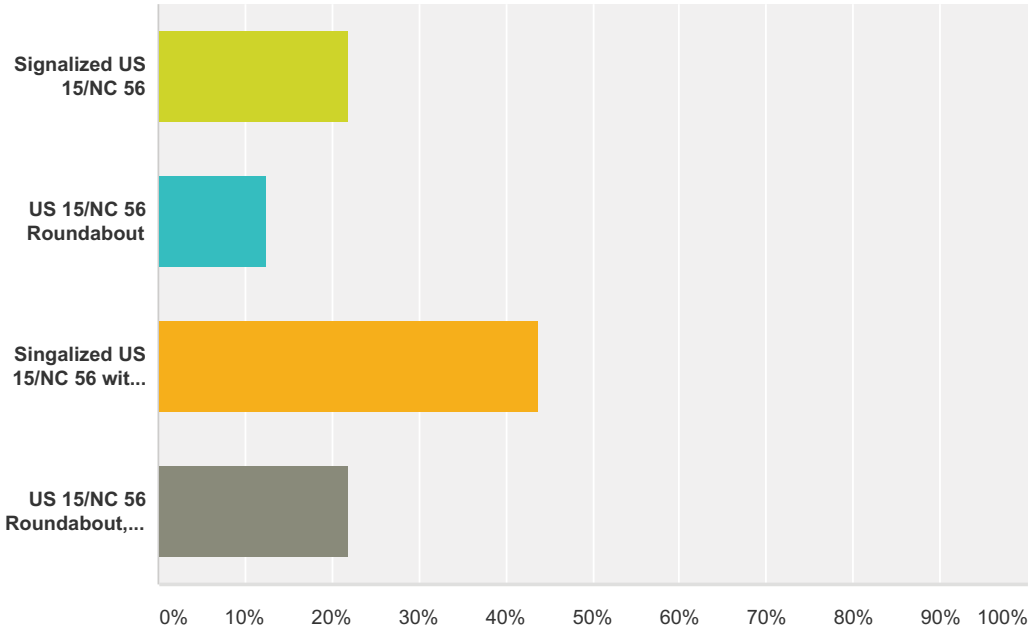

Answer Choices	Responses	
Signalized US 15/NC 56	**21.88%**	7
US 15/NC 56 Roundabout	**12.50%**	4
Singalized US 15/NC 56 with extension	**43.75%**	14
US 15/NC 56 Roundabout, with extension	**21.88%**	7
Total		**32**

Q7 Please provide additional comments.

Answered: 5 Skipped: 30

#	Responses	Date
1	No roundabouts! Like 2 lanes with median throughout restaurant row. Please put a left turn access to Washington Ave. for the Rogers Pointe subdivision residents.	6/4/2015 10:19 AM
2	Thank you for the opportunity for feedback. Many options would improve the traffic pattern.	6/4/2015 9:39 AM
3	Best solution for long-term travel demand. Gets more cars and trucks through this area faster. Look out for buried blue-line stream running parallel to Pine Street and crossing under Lake Road. Needs stream rehabilitation.	5/21/2015 3:11 PM
4	I believe putting a signal there with another signal being only feet away at the intersection of mainstreet at 56 would do nothing but back up traffic, and cause more problems. A roundabout would cause traffic to flow freely, and the extension with the roundabout would divert traffic in different directions to keep traffic flowing freely.	5/18/2015 9:06 AM
5	I would never be in favor of any change that would cause someone to lose their home.	5/18/2015 8:29 AM

Q8 Please provide your comments.

Answered: 13 Skipped: 22

#	Responses	Date
1	Recommend that rear access roads have to be a part of the project and built at the same time the access changes are made to 56 along the front of restaurant row area to avoid negatively impacting the retail businesses.	6/4/2015 10:23 AM
2	Four lane with median.	6/4/2015 10:19 AM
3	Agree there needs to be better definition of turn in/ turn out. Four Lane with Median.	6/4/2015 9:40 AM
4	Do not widen hwy 56 it will make the truck traffic worse we need the outer loop to keep the truck away from the inner city . Use Hwy 50 to old weaver trail to cash to gate 2 to I85 all we need is signage the roads are there.	5/24/2015 11:38 PM
5	Property owners will complain about loss of left-turn ins and left-turn outs. Must also provide and/or improve rear access roads as part of this option's implementation.	5/21/2015 3:12 PM
6	Not clear enough.	5/21/2015 7:26 AM
7	Second option with medians is more forward-thinking, and less difficult for I-85 vehicles to return to their journey after stopping to eat. The first option would be more confusing because there would not be a U-turn option at the lights and they would have to go 'around the block' to return to I-85.	5/18/2015 5:35 PM
8	While I appreciate the median and it's appealing look I cannot seem to figure out how functional it would be when crossing several lanes of traffic. This could just be due to the fact that I cannot picture it...	5/18/2015 9:08 AM
9	It is really hard to turn left when you are on restaurant row, so anything that would make that easier and help traffic flow better is a great idea!	5/18/2015 9:07 AM
10	Four Lane with Median	5/18/2015 7:50 AM
11	Cross section with median. Beautification of the exit will help drive business from interstate	5/16/2015 10:26 PM
12	Four lane cross section with median	5/16/2015 9:48 PM
13	Four Lane Cross Section with Median	5/16/2015 9:03 PM

Appendix VI: Cost Estimate Materials

BASIC COSTS

Project Segment	Feet	Miles	Cost/Mile[1] SW both sides	Cost	Turn Lanes Linear Ft	Turn Lanes $330/SF	Roundabout $750k each	Bridge $120/SF	R/R Gate $160k+$800/Ft	Signals $70k each	*Water & Sewer Reloc[2] $60-$80/ft*	TOTAL	Misc (+30%)	E&C (+15%)	TOTAL	ROUNDED TOTAL	
Intersection Improvements and Widening: 33rd St to RR Crossing	1100	0.208	$2,530,000	$527,083	130	$42,900				$70,000		$639,983	$831,978	$956,775	$956,775	**$1,000,000**	
Widening and Access Roads: Rail Crossing to Capitol Drive															$12,077,444	**$12,200,000**	
Widening	4000	0.758	$4,030,000	$3,053,030	1,200	$396,000		$2,808,000	$188,800	$210,000		$6,655,830	$8,652,579	$9,950,466			
Access Roads	2400	0.455	$3,130,000	$1,422,727								$1,422,727	$1,849,545	$2,126,977			
Widening: Capitol Drive to 1000' East of Holly Drive	3800	0.720	$4,430,000	$3,188,258								$3,188,258	$4,144,735	$4,766,445	$4,766,445	**$4,800,000**	
Widening: 1000' East of Holly Drive to Brogden Road	6000	1.136	$2,530,000	$2,875,000				$856,800				$3,731,800	$4,851,340	$5,579,041	$5,579,041	**$5,600,000**	
Widening/New Alignment: Brogden Road to East of N Main St															$7,491,382	**$7,500,000**	
Widening	2700	0.511	$7,260,000	$1,856,250	600	$198,000					*$189,000*	$2,054,250	$2,670,525	$3,071,104			
New Alignment	1400	0.265	$4,430,000	$1,174,621	200	$66,000	$1,500,000			$70,000	*$29,400*	$2,810,621	$3,653,808	$4,201,879			
Widening: East of North Main Street to Darden Drive															$6,035,918	**$6,100,000**	
Phase 1 - Widen to 3 lanes	4100	0.777	$2,530,000	$1,964,583	450	$148,500				$70,000	*$143,500*	$2,183,083	$2,838,008	$3,263,710			
Phase 2 - Widen to 4 lanes (increment)	4100	0.777	$2,200,000	$1,708,333						$50,000		$1,758,333	$2,285,833	$2,628,708			
(Widen initially to 4 lanes)*	4100	0.777	$3,630,000	$2,818,750	450	$148,500				$70,000	*$143,500*	$3,037,250	$3,948,425	$4,540,689	$4,684,189	**$4,700,000**	Potential savings $1,400,000
TOTAL				$17,769,886		$851,400	$1,500,000	$3,664,800		$470,000	$361,900	$24,444,886	$31,778,352	$36,545,105	$36,907,005	**$37,200,000**	

All rates Doug Lane, NCDOT and other NCDOT sources.

[1]Typical cost/mile for incremental widening or new construction. Assumes $230K/mile for sidewalks on both sides.

[2]Rough estimate. Not included in Misc or E&C calculations.

*Estimated savings if initial improvement is a 4-lane cross-section, rather than phased.

OPTIONAL COSTS

Project Segment	Landscaping					Utility Burial	Potential Sidewalk Reduction	
	Length (feet)	Landscape Treatment	Average Width Landscaped (ft)	% of Length Landscaped	Cost ($70/yd^2)	$1M/mile	Total Linear Feet	$115K/mile
Intersection Improvements and Widening: 33rd St to RR Crossing	1100	median, roadside	25	30%	$ 64,000			
Widening and Access Roads: Rail Crossing to Capitol Drive	4000	median, roadside	25	50%	$ 389,000	$ 769,000		
Widening: Capitol Drive to 1000' East of Holly Drive	3800	median	15	30%	$ 133,000	$ 731,000	5,600	$ 244,000
Widening: 1000' East of Holly Drive to Brogden Road	6000	median	10	20%	$ 93,000		12,000	$ 523,000
Widening/New Alignment: Brogden Road to East of N Main St	4100	roadside	10	100%	$ 319,000	$ 788,000		
Widening: East of North Main Street to Darden Drive	4100	roadside	10	25%	$ 80,000			
TOTAL					**$ 1,078,000**	**$ 2,288,000**		**$ 767,000**