



YORK COUNTY

THE LOCATION YOU NEED. THE LIFE YOU WANT.



YORK COUNTY

ECONOMIC DEVELOPMENT
SOUTH CAROLINA

A photograph of a modern, multi-story building with a glass curtain wall, reflecting the sky and clouds. The building is situated behind a body of water, which reflects the building and the sky. In the foreground, there is a wooden deck, a stone retaining wall, and some landscaping with grass and small plants. The overall scene is captured in a blue-tinted, dusk-like lighting.

*From 2014 - 2020, York County averaged **1,500 new jobs** and almost **\$130 million in capital investment** each year.*

An aerial night-time photograph of an industrial park. In the center, a large building with a green roof and blue accents is surrounded by parking lots filled with cars. To the right, a large industrial building with two tall, orange-brown smokestacks is visible. The background shows a dense urban area with various buildings, including one with a 'SPRINGMAID' sign. The overall scene is illuminated by streetlights and building lights, creating a vibrant night scene.

PEOPLE AND OPPORTUNITY CONVERGE IN YORK COUNTY, A GREAT PLACE TO LOCATE AND EXPAND

People who need employees find a trained, motivated workforce. People who need to travel and ship find one of the world's busiest airports minutes away and one of the nation's largest ports just a few hours' drive.

People who want to live and work here — tech-savvy industrial workers and young professionals alike — are attracted to York County's combination of lifestyle and economic opportunity.

Broad growth has long been on display along the Interstate 77 corridor, lined by manufacturing, distribution and office centers from Charlotte to Rock Hill. That progress goes deeper, into the small towns and rural communities that have retained their traditional feel.

An innovative business climate, new and old neighborhoods, greenways and great schools — plus labor and housing costs below that of most major markets — make York County truly the location you need with the life you want.

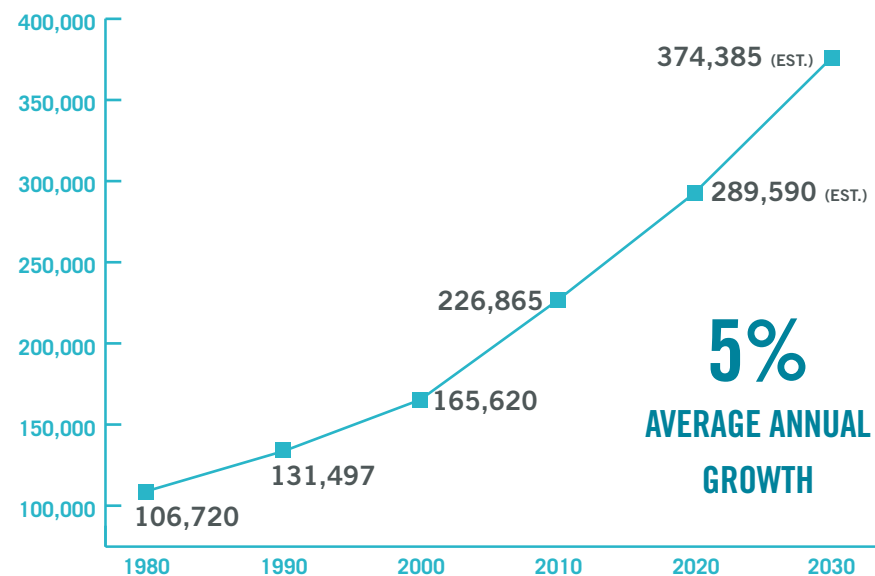
DEMOGRAPHICS



YORK COUNTY POPULATION GROWTH

Driven by opportunity, York County's population is growing at more than twice the national rate, soaring from 131,497 in 1990 to nearly 290,000 today. Twenty percent of them are under 15 years old, 15 percent are over 65; altogether the median age is 38.5.

That's right at the national average. But this is no average place. Those numbers are actually hundreds of thousands of young adults, young families, people well into their careers, coming together in the Carolinas' largest metro area to forge a community that's diverse and dynamic, growing and welcoming.



Source: South Carolina Revenue & Fiscal Affairs Office



York County employers source workers from well beyond the county border. Supported by independent third-party research for the purpose of industry and workforce analysis, the map above defines York County’s labor shed based on commuting data. The tables below detail the county’s demographics in the context of this larger region and the USA.

DEMOGRAPHICS

Population	York County	Labor Shed	United States
Total Population	285,275	2,526,404	333,793,107
2025 Total Population	316,690	2,738,377	346,021,282
2020-2025 Growth Rate	+11%	+8%	+4%
Age	York County	Labor Shed	United States
Less than 15	20%	19%	18%
Age 15 - 34	26%	28%	27%
Age 35 - 49	20%	20%	19%
Age 50 - 64	20%	19%	19%
Age 65+	15%	14%	17%
Age 18+	76%	77%	78%
Median Age	38.5	36.8	38.5
2025 Median Age	38.7	37.1	39.3

Income	York County	Labor Shed	United States
Median Household Income	\$64,875	\$61,471	\$62,203
2025 Median Household Income	\$70,992	\$66,567	\$67,325
Per Capita Income	\$34,604	\$34,464	\$34,136
2025 Per Capita Income	\$38,450	\$38,199	\$37,691

ECONOMY

ECONOMY

Jobs in York County are expecting to increase five percent (5%) annually over the next ten years.

Once almost exclusively dependent on textiles for non-farm employment — and there still are peach orchards and corn fields — York County's economic diversity can weather downturns with strengths in traditional sectors such as finance and transportation while responding to fast-moving trends, including advances in automation, robotics and 3D printing.

Startups and Fortune 500 enterprises alike have staked claims in York County, marking it as a hot spot for economic growth for years to come.

YORK COUNTY TOP EMPLOYERS*

Company	Industry	Jobs
Ross Stores, Inc.	WAREHOUSING AND DISTRIBUTION - Clothing and furniture distribution center	2,930
LPL Financial	FINANCIAL SERVICES - Headquarters, Consumer finance	2,160
Lash Group	FINANCIAL SERVICES - Headquarters, Patient support services	1,950
Piedmont Medical Center	HEALTH CARE - Hospital, Full service	1,680
Schaeffler Group USA, Inc.	MANUFACTURING - Headquarters, Automotive components	1,300
Wells Fargo Home Mortgage	FINANCIAL SERVICES - Mortgage processing and customer service center	1,130
Comporium Communications	TELECOMMUNICATIONS - Regional cable and internet service provider	1,110
Winthrop University	HIGHER EDUCATION - Four-year college	820
Duke Energy, Catawba Station	UTILITIES - Electric power generation	790
US Foods, Inc.	WAREHOUSING AND DISTRIBUTION - Food products distribution center	740
Shutterfly	MANUFACTURING - Consumer printing services	650
Domtar	MANUFACTURING - Headquarters, Paper products	610
Daimler Trucks NA	CORPORATE OPERATIONS - Sales and marketing, Freightliner trucks	530
Atlas Copco USA	MANUFACTURING - Corporate Headquarters, Compressors and air handling equipment	500
New-Indy Containerboard LLC	MANUFACTURING - Recycled containerboard, corrugated box products	460

Source: York County Economic Development

*Note — Not included: Government and K-12 education

TOP EMPLOYERS*

ROSS
STORES, INC.
2,930

LPL Financial
2,160

Lash Group
AmerisourceBergen
1,950

PIEDMONT
MEDICAL CENTER
1,680

SCHAEFFLER
1,300

Source: York County Economic Development; *Note — Not included: Government and K-12 education

YORK COUNTY RECENT PROJECT ANNOUNCEMENTS

Company	Industry	Year	Type	Pledged CapEx	Pledged Jobs
Ross Stores, Inc.	WAREHOUSING AND DISTRIBUTION - Clothing and furniture distribution center	2020	EXPANSION	\$68,000,000	700
National Machining & Fabrication, Inc.	MANUFACTURING - Metal parts, weldments, and equipment fabrication	2020	EXPANSION	\$4,200,000	40
Optimized Armor, Inc.	MANUFACTURING - Armor steel products and fabrication	2020	ATTRACTION	\$3,700,000	100
New-Indy Containerboard, Inc.	MANUFACTURING - Recycled containerboard, corrugated box products	2019	ATTRACTION	\$240,000,000	—
DIRTT Environmental Solutions, Inc.	MANUFACTURING - Modular interiors, non-residential	2019	ATTRACTION	\$18,500,000	100
Eclipse Automation Southeast, LLC	MANUFACTURING - Automation equipment & machinery	2019	ATTRACTION	\$4,600,000	90
Gems, Inc.	MANUFACTURING - Printed circuit boards	2018	ATTRACTION	\$7,600,000	110
Linde Hydraulics Corporation	MANUFACTURING - Hydraulic & electronic drive systems	2018	ATTRACTION	\$13,400,000	60
Wheel Pros, LLC	MANUFACTURING - Branded aftermarket automotive wheels	2018	ATTRACTION	\$13,900,000	275
Schuff Steel Company	MANUFACTURING - Structural steel fabrication	2018	ATTRACTION	\$9,000,000	180
				\$382,900,000	1,655

Source: SC Department of Commerce

ECONOMY



YORK COUNTY TOP MANUFACTURING LOCATION QUOTIENTS* (LQ) (Q1 2020)

Location quotients (LQs) measure the concentration of an industry in a region, compared to a benchmark area (ex. - the United States), as a way to identify unique and/or specialized components of a local economy. LQ values between 0.9 and 1.2 imply comparable rates, while LQ values greater than 1.2 signal a much higher local concentration (i.e. - a unique local cluster), likely attributable to a thriving industry, unique asset, or similar feature. (Ex. LQ = 8.18, employment is 718% more concentrated than the US average.)

NAICS Code	NAICS Subsector	Jobs	LQ
313	Textile Mills	602	8.18
322	Paper Manufacturing	784	3.10
335	Electrical Equipment, Appliance, and Component Manufacturing	735	2.65
323	Printing and Related Support Activities	666	2.31
325	Chemical Manufacturing	1,355	2.29

Source: Chmura Economics; JobsEQ
 *Note: Data listed by place of business; Private-sector employment

YORK COUNTY EMPLOYMENT BY INDUSTRY SECTOR (Q1 2020)*

NAICS Code	NAICS Sector	Employed	Five-year Growth Rate	US Growth Rate	Annual Wage	Difference From US
11	Agriculture, Forestry, Fishing and Hunting	442	+30%	+0.3%	\$28,076	-25%
21	Mining, Quarrying, and Oil and Gas Extraction	50	+64%	-21%	\$67,165	-37%
22	Utilities	1,011	-25%	-0.5%	\$139,754	+24%
23	Construction	4,744	+54%	+22%	\$56,884	-13%
31 - 33	Manufacturing	11,718	+9%	+4%	\$63,568	-8%
48 - 49	Transportation and Warehousing	3,914	+53%	+23%	\$42,008	-23%
51	Information	2,025	+36%	+5%	\$79,893	-33%
52	Finance and Insurance	3,745	-9%	+7%	\$72,048	-33%
53	Real Estate and Rental and Leasing	1,677	+56%	+12%	\$72,590	+19%
54	Professional, Scientific, and Technical Services	4,302	+60%	+13%	\$65,343	-35%
55	Management of Companies and Enterprises	4,793	+5071%	+12%	\$82,675	-33%
81	Other Services (except Public Administration)	2,598	+12%	+6%	\$36,012	-10%

YORK COUNTY LARGEST INDUSTRIES BY EMPLOYMENT* (Q1 2020)

MANUFACTURING



EMPLOYED — 11,718
PERCENT OF ALL PRIVATE
SECTOR JOBS — 13%

MANAGEMENT OF COMPANIES AND ENTERPRISES



EMPLOYED — 4,793
PERCENT OF ALL PRIVATE
SECTOR JOBS — 5%

CONSTRUCTION



EMPLOYED — 4,744
PERCENT OF ALL PRIVATE
SECTOR JOBS — 5%

YORK COUNTY FASTEST GROWING INDUSTRY SECTORS* (2015 – 2020)

MANAGEMENT OF COMPANIES & ENTERPRISES



EMPLOYED — 4,793
GROWTH RATE —
5,071%

PROFESSIONAL, SCIENTIFIC, AND TECHNICAL SERVICES



EMPLOYED — 4,302
GROWTH RATE —
60%

REAL ESTATE AND RENTAL AND LEASING



EMPLOYED — 1,677
GROWTH RATE —
56%

*Note — Data listed by place of business; Private-sector only for employment, All Covered employment for wages. Fastest growing industries Q1 2020 minimum jobs, 50.
NAICS sectors not included: Wholesale/retail trade (42 - 45); Admin, support, and waste management (56); Education (61); Healthcare (62); Arts (71); Accommodation & Food (72); and Public Administration (82)

WORKFORCE



A tech-savvy, ambitious labor pool expecting new challenges and eager to build sustainable work lives awaits employers who commit to York County.

South Carolina is a Right-to-Work state and York County is the right spot to take advantage of this committed, motivated workforce growing both organically and through newcomers arriving daily for new opportunities.


York County is growing fast but there's room to grow. There are more than 138,000 people 16 and older in the county's labor force. The unemployment rate is low. The possibilities are high.

LABOR FORCE STATISTICS

Segment	York County	Labor Shed
Civilian Population 16+	142,802	1,290,187
Employed	138,675	1,242,371
Unemployment Rate	2.9%	3.7%

Source: Bureau of Labor Statistics, LAUS; March 2020, Not seasonally adjusted

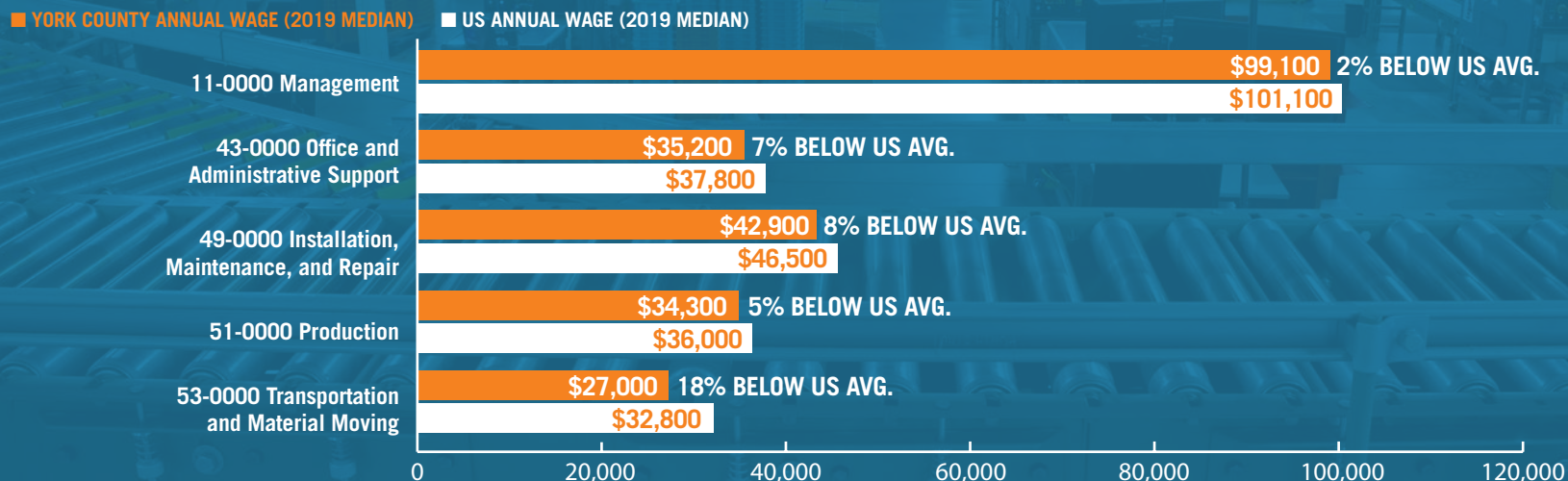
YORK COUNTY COMMUTING PATTERNS (Q1 2020)



Source: Chmura Economics, JobsEQ

YORK COUNTY WAGES BY OCCUPATION GROUP*

York County wages are below the national average, helping employers stay competitive with lower labor costs. Coupled with the region's low cost-of-living, workers still achieve an excellent quality of life.



*Note — Data listed by place of business by 2-digit SOC Code. Wages reflect private & public sector operations

YORK COUNTY JOB GROWTH BY OCCUPATION GROUP (2015 - 2020)*

SOC Code	Occupation Major Group	Job Growth	Growth Rate	US Growth Rate
11-0000	Management	+1,710	+62%	+19%
43-0000	Office and Administrative Support	+1,716	+17%	+0.2%
49-0000	Installation, Maintenance, and Repair	+737	+22%	+9%
51-0000	Production	+260	+3%	+2%
53-0000	Transportation and Material Moving	+2,066	+28%	+11%

*Note — Data listed by place of business; Employment data represents private sector operations only

YORK COUNTY TOP OCCUPATIONS (Q1 2020)*

SOC Code	Detailed Occupation	Employed	York County Annual Wage (2019 Median)	Difference From US
53-7062	Laborers and Freight, Stock, and Material Movers, Hand	3,220	\$25,600	-13%
43-4051	Customer Service Representatives	2,613	\$33,400	-4%
53-7065	Stockers and Order Fillers	1,834	\$24,900	-9%
11-1021	General and Operations Managers	1,788	\$103,800	+3%
43-9061	Office Clerks, General	1,760	\$29,800	-12%
43-6014	Secretaries and Administrative Assistants, Except Legal, Medical, and Executive	1,744	\$35,500	-6%
37-2011	Janitors and Cleaners, Except Maids and Housekeeping Cleaners	1,512	\$22,700	-17%
43-1011	First-Line Supervisors of Office and Administrative Support Workers	1,351	\$52,500	-7%
49-9071	Maintenance and Repair Workers, General	1,278	\$38,500	-2%
29-1141	Registered Nurses	1,274	\$59,600	-19%

Source: Chmura Economics; JobsEQ
 *Note — Data listed by place of business; Employment data represents private sector operations only and wages reflect public and private sector operations.
 Occupations not included: Education, Training, & Library; Protective Service; Food Preparation & Serving; and Retail Sales

EDUCATION



Education looms large for attracting and keeping a talented, motivated workforce. York County offers an educational ecosystem that continues to build on a record of equipping and inspiring future talent.

PUBLIC SCHOOLS

York County's four public school districts include some of the most highly ranked elementary, middle and high schools in South Carolina. Along with K-12 education, York County schools also provide vocational training and adult education.

PRIVATE EDUCATION

Ranked as some of the best in South Carolina, there are 22 top private schools in York County. Serving more than 2,800 students, minority enrollment is 12% in these schools, with a student:teacher ratio of 8:1. With most schools being Christian and Baptist, 68% of private schools in York County are religiously affiliated.

COLLEGES & UNIVERSITIES

Winthrop University was founded as a teachers' college and continues to be regarded for the quality and value of its education. Located in Rock Hill, Winthrop offers challenging undergraduate, graduate and continuing professional education programs.

York County Technical College offers more than 90 programs, which includes two-year university transfer programs as well as certificate and degree programs in business, health services, and engineering.

Sponsored by the AME Zion Church and founded in 1894, Clinton College recently began offering four-year programs and today its degree programs include a bachelor of arts in religious studies and a bachelor of science in business administration.

SKILLED WORKFORCE

TOP 5 MANUFACTURING SECTORS BY RATE OF FOUR-YEAR+ DEGREES*

NAICS Code	NAICS Industry Group	YORK COUNTY	
		Avg. Jobs	% Four-Year+ Degree
3362	Motor Vehicle Body and Trailer Manufacturing	499	43%
3251	Basic Chemical Manufacturing	409	29%
3221	Pulp, Paper, and Paperboard Mills	188	27%
3339	Other General Purpose Machinery Manufacturing	112	22%
3333	Commercial and Service Industry Machinery Manufacturing	128	22%

NAICS Code	NAICS Industry Group	LABOR SHED	
		Avg. Jobs	% Four-Year+ Degree
3341	Computer and Peripheral Equipment Manufacturing	229	37%
3352	Household Appliance Manufacturing	672	36%
3362	Motor Vehicle Body and Trailer Manufacturing	673	35%
3344	Semiconductor and Other Electronic Component Manufacturing	109	33%
3346	Manufacturing and Reproducing Magnetic and Optical Media	253	31%

Source: US Census Bureau, Center for Economic Studies, LEHD; Quarterly Workforce Indicators

*Note — Data listed by place of employment for private and public sector; Quarterly average (Q2 2018 - Q2 2019); Minimum employment, County: 50, Labor Shed: 100

EDUCATIONAL ATTAINMENT*

Highest Level Completed	York County	Labor Shed	US
Total Population Age 25+	192,057	1,693,438	229,185,446
Less than High School Graduate	9%	9%	11%
High School/GED/Alternative	26%	22%	27%
Some College, No Degree	21%	20%	20%
Associate's Degree	11%	9%	9%
Bachelor's or Higher	34%	39%	33%

Source: Esri Community Analyst, 2020 estimates

*Note — Highest level completed for residents age 25+

LABOR SHED STUDENT POPULATION & GRADUATES

Institution Type*	Enrollment, Fall 2018	Awards, Spring 2019
University / 4-Year / Public	70,318	18,196
University / 4-Year / Private	10,114	2,715
College / 4-Year / Private	6,500	1,138
Technical College / 2-Year / Public	7,833	3,375
Community College / 2-Year / Public	25,709	5,146
TOTAL	120,474	30,570

Source: National Center for Education Statistics; IPEDS

*Note — Only not-for-profit institutions. Any institution offering degrees beyond Bachelor's is classified as "University." Awards reflect first majors only.

EDUCATION

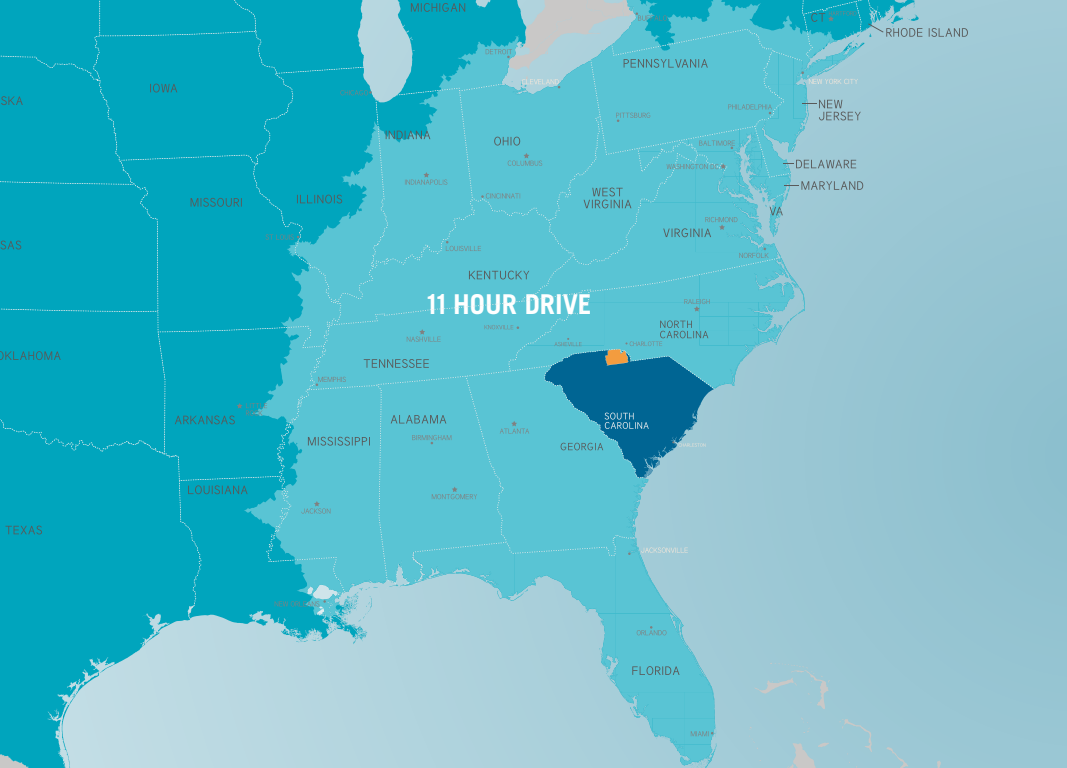


HIGHER EDUCATION INSTITUTIONS WITHIN YORK COUNTY'S LABOR SHED

Name	Institution Type*	County	Enrollment, Fall 2018	Awards, Spring 2019
University of South Carolina - Columbia	University / 4-Year / Public	Richland, SC	34,795	9,006
University of North Carolina at Charlotte	University / 4-Year / Public	Mecklenburg, NC	29,710	7,853
Central Piedmont Community College	Community College / 2-Year / Public	Mecklenburg, NC	18,824	3,423
Winthrop University	University / 4-Year / Public	York, SC	5,813	1,337
Gaston College	Community College / 2-Year / Public	Gaston, NC	5,362	1,586
York Technical College	Technical College / 2-Year / Public	York, SC	4,253	1,250
Wingate University	University / 4-Year / Private	Union, NC	3,689	834
Midlands Technical College	Technical College / 2-Year / Public	Richland, SC	3,580	2,125
Queens University of Charlotte	University / 4-Year / Private	Mecklenburg, NC	2,536	758
Benedict College	College / 4-Year / Private	Richland, SC	2,165	287
Davidson College	College / 4-Year / Private	Mecklenburg, NC	1,843	477
Johnson C Smith University	University / 4-Year / Private	Mecklenburg, NC	1,565	262
Belmont Abbey College	College / 4-Year / Private	Gaston, NC	1,556	292
University of South Carolina - Lancaster	Community College / 2-Year / Public	Lancaster, SC	1,523	137
Columbia College	University / 4-Year / Private	Richland, SC	1,276	524
Columbia International University	University / 4-Year / Private	Richland, SC	1,048	337
Allen University	College / 4-Year / Private	Richland, SC	743	61
Clinton College	College / 4-Year / Private	York, SC	193	21
Total 2018 - 2019 Student Enrollment & Graduates			120,474	30,570

Source: National Center for Education Statistics; IPEDS

*Note — Only not-for-profit institutions. Any institution offering degrees beyond Bachelor's is classified as "University"



INFRASTRUCTURE NETWORK

York County keeps growing, along with the infrastructure to support business expansion and the people who live and work here.

I-77 has been consistently widened and improved, and significant investment also continues on roadways across the county.

Charlotte Douglas International Airport is just 15 miles from the state line. Plus, the deep-water Port of Charleston is an easy drive and rail service is top of the line. Seamless connectivity to Atlanta and Raleigh and the rest of the world are here.

It's all about logistics. And, York County has them.




AIR

CHARLOTTE DOUGLAS INTERNATIONAL AIRPORT (CLT)

700+ DAILY DEPARTURES AND LANDINGS
2ND LARGEST AIRPORT ON THE EAST COAST
38 INTERNATIONAL DESTINATIONS

ROCK HILL-YORK COUNTY AIRPORT

7,200 SQ. FT. TERMINAL
5,500' X 100' RUNWAY
20 MILES SOUTH OF CLT



PORTS

PORT OF CHARLESTON

185 MILES FROM YORK COUNTY
5 TERMINALS
BY 2021, DEEPEST PORT ON EAST COAST

CHARLOTTE REGIONAL INTERMODAL FACILITY

\$96 MILLION FACILITY ADJACENT TO CLT
200-ACRE STATE-OF-THE-ART FACILITY CONNECTED
TO PORT OF CHARLESTON
CAPABLE OF 200,000 LIFTS PER YEAR



RAIL

NORFOLK SOUTHERN

MAJOR NORTH/SOUTH ROUTE THROUGH I-77 REGION
2 TERMINALS-CHARLOTTE AND COLUMBIA
20 MILES TO CHARLOTTE NORFOLK SOUTHERN
INTERMODAL FACILITY AT CLT

CSX TRANSPORTATION

MAJOR ROUTE THROUGH I-77 REGION
INTERSECTS WITH NORFOLK SOUTHERN LINE

TAXES AND INCENTIVES



York County is an economic success story still being told, and a favorable tax climate joined with aggressive incentives contributes heavily.

York County Economic Development works with local stakeholders and potential investors to secure property tax abatements, Fee-in-Lieu of Tax agreements and exemptions, and industrial revenue bonds. On the state level, there are generous jobs and investment tax credits, grants and other discretionary incentives.

CORPORATE INCOME TAX INCENTIVES

South Carolina provides a myriad of credits that can completely eliminate a company's corporate income tax liability for up to 10, or in some cases, 15 years.

20%

ADDITIONAL CREDIT FOR HQ'S
PERSONAL PROPERTY COSTS

5%

CREDIT OF THE TAXPAYER'S
QUALIFIED RESEARCH EXPENSES

10%

INCOME TAX CREDIT ON
RENEWABLE ENERGY SYSTEMS

YORK COUNTY TAX RATES

7%

**PERSONAL INCOME
TAX RATE**

(BASED ON \$14,650 BRACKET)

5%

**CORPORATE
TAX RATE**

(FLAT RATE)

7%

**YORK COUNTY
SALES TAX RATE**

(1% DEDICATED TO FUNDING
LOCAL TRANSPORTATION PROGRAM)

York County Local Incentives

Property Tax Abatement	Allows manufacturers to abate the county portion of property taxes for five-years on any new investment over \$50,000, with estimated savings of approximately 20 to 25% annually over a five-year period.
Fee-in-Lieu of Property Tax Agreement	Long-term benefit to a qualified company to insulating the firm from annual property tax increases, with up to a 42% reduction in property taxes annually for 20 to 30 years.
Property Tax Exemptions	Statutory property tax exemptions on inventories, intangibles, pollution control equipment.
Industrial Revenue Bonds	Low cost means to finance a new or expanding operation which can be used to acquire land, construct buildings, improve real property and acquire new machinery.

South Carolina State Incentives

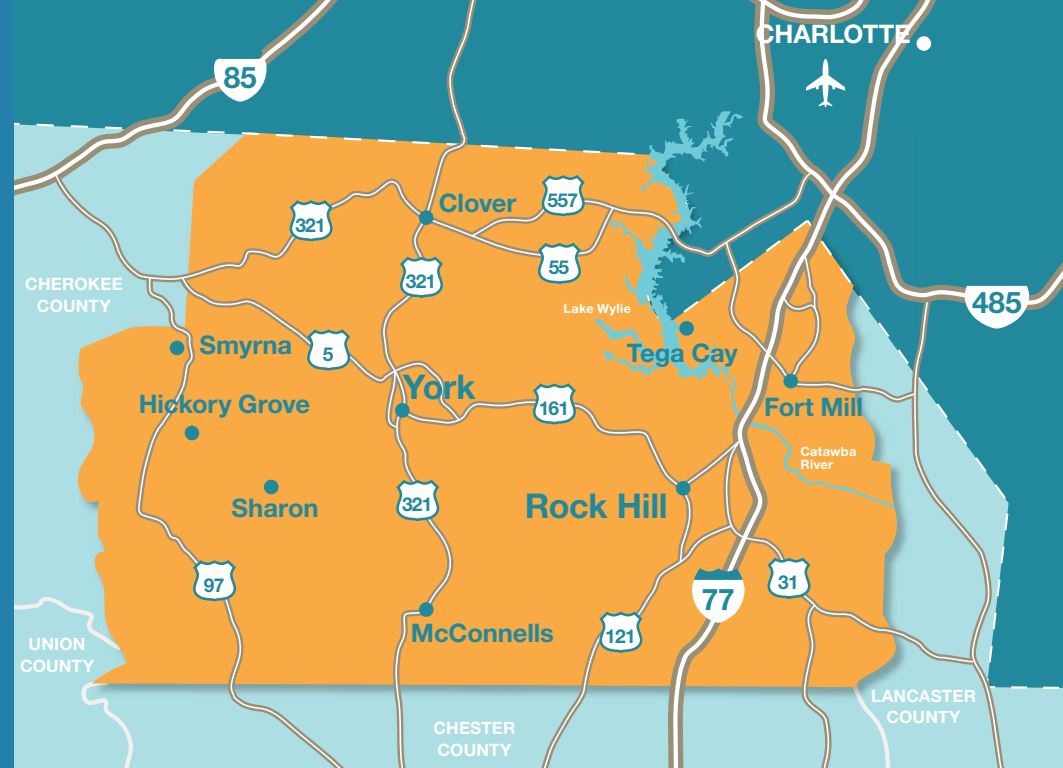
Jobs Tax Credit	Benefits companies for job creation that helps reduce state corporate income tax liability, up to 50% in a given year.
Investment Tax Credit	Used to offset up to 100% of corporate income tax liability with unused credits carrying forward for up to 10-years.
Corporate Headquarters Tax Credit	Credit is equal to 20% of the qualifying costs for establishing or expanding a corporate headquarters.
Research and Development Tax Credit	Credit equal to 5% of expenditures available against state corporate income tax, or corporate license tax for qualified research and development expenditures.
Job Development Credit	Discretionary performance-based incentive that rebates a portion of a new employees' state withholding tax back to the company, which could be up to 4% of annual payroll

YORK COUNTY ECONOMIC DEVELOPMENT

York County Economic Development is the lead organization responsible for recruiting businesses, retaining and growing existing firms, and promoting and marketing York County. We also assist in strategic initiatives across York County focusing on product development, workforce development, infrastructure improvements and quality of life.



Click here to view the I-77 Alliance video profiling York County.



WE CAN HELP YOU AND YOUR BUSINESS WITH:

- » Relocation assistance and tax incentives
- » Demographic and market research
- » Utility information requests
- » Maintaining and developing an inventory of available buildings and sites
- » Workforce training assistance
- » Familiarization tours and site visits
- » Existing industry retention and expansion services
- » Coordinating local, state and private economic development efforts



York County Economic Development | 1830 Second Baxter Crossing | Fort Mill, SC 29708

York County Economic Development @YorkCountySC YorkCountyEconDev yorkcountyscedb
yced@yorkcountygov.com | YorkCountyED.com | P 803.802.4300 | F 803.802.4299

YORK COUNTY



POPULATION IS ON TRACK TO EXCEED
370,000 BY 2030

2ND

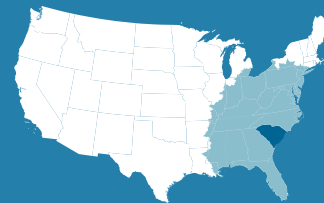
LARGEST COUNTY
IN THE CHARLOTTE REGION

COST OF LIVING **5%**
BELOW NATIONAL AVERAGE

40 INTERNATIONAL COMPANIES
LOCATED IN YORK COUNTY,
SC LEADS THE US IN PER CAPITA
FOREIGN DIRECT INVESTMENT

DIRECT ACCESS TO APPROXIMATELY

45 PERCENT
OF THE US POPULATION
WITHIN 11-HOUR DRIVE





YORK COUNTY

ECONOMIC DEVELOPMENT
SOUTH CAROLINA



SOUTH CAROLINA
I-77ALLIANCE