



Industry Spotlight

York County - Business Professional Services

York County, South Carolina



Spotlight Summary 3

Industry Snapshot..... 4

Staffing Pattern 5

Employment Distribution by Type..... 6

Establishments 7

GDP & Productivity..... 8

Supply Chain: Top Suppliers 9

Sector Strategy Pathways..... 10

Postsecondary Programs Linked to York County - Business Professional Services..... 11

York County, South Carolina Regional Map 12

Data Notes..... 13

Industry Definition..... 14

FAQ..... 17

Spotlight Summary

York County - Business Professional Services
 York County, South Carolina – 2023Q3

EMPLOYMENT



21,638

Regional employment / **31,087,733** in the nation

WAGES



\$76,948

Avg Wages per Worker / **\$97,304** in the nation

2.6% ↑

Avg Ann % Change Last 10 Years / **+1.2%** in the U.S.



19.3%

% of Total Employment / **19.0%** in the U.S.

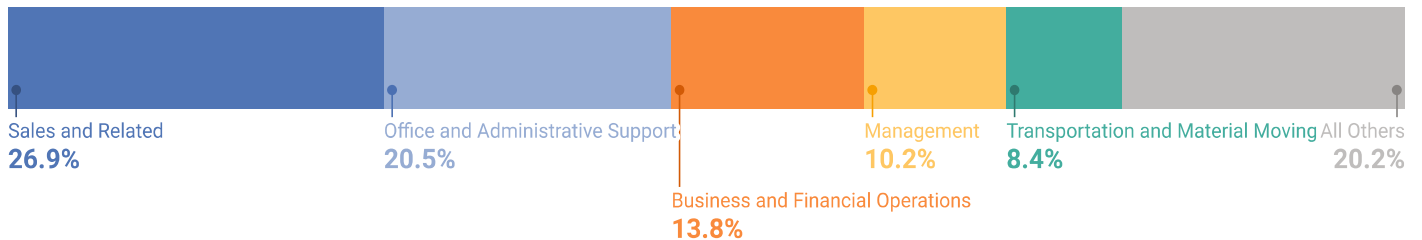


6.5% ↑

Avg Ann % Change Last 10 Years / **+4.4%** in the U.S.



TOP OCCUPATION GROUPS



TOP INDUSTRIES

Avg Ann % Change in Employment, Last 10 Years

37.5% ↑



Corporate, Subsidiary, and Regional Managing Offices

2.1% ↑



Warehouse Clubs and Supercenters

1.5% ↑



Department Stores

Industry Snapshot

EMPLOYMENT



WAGES

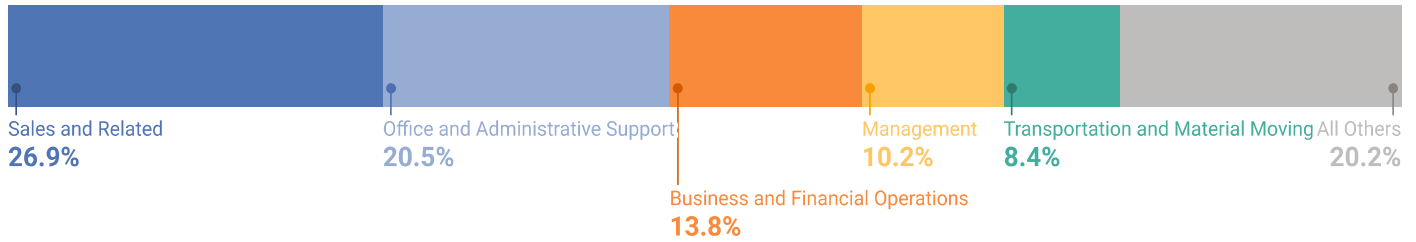


6-Digit Industry	Empl	Avg Ann Wages	LQ	5yr History	Annual Demand	Forecast Ann Growth
Corporate, Subsidiary, and Regional Managing Offices	2,530	\$157,150	1.51		278	2.4%
Warehouse Clubs and Supercenters	2,111	\$30,738	1.88		340	1.3%
Department Stores	1,686	\$41,430	2.50		272	1.3%
Real Estate Credit	1,253	\$57,886	8.65		132	2.0%
Computing Infrastructure Providers, Data Processing, Web Hosting, and Related Services	645	\$117,368	1.87		68	2.7%
Office Administrative Services	564	\$110,681	1.15		68	2.8%
Administrative Management and General Management Consulting Services	554	\$97,874	0.82		60	2.3%
Pharmacies and Drug Retailers	551	\$43,739	1.04		67	1.1%
Software Publishers	527	\$111,447	1.17		54	3.0%
Insurance Agencies and Brokerages	521	\$63,274	0.73		56	1.9%
Remaining Component Industries	10,693	\$66,569	1.15		1,304	1.6%
York County - Business Professional Services	21,638	\$76,948	1.02		2,707	1.8%

Employment is one of the broadest and most timely measures of a region's economy. Fluctuations in the number of jobs shed light on the health of an industry. A growing employment base creates more opportunities for regional residents and helps a region grow its population.

Since wages and salaries generally compose the majority of a household's income, the annual average wages of a region affect its average household income, housing market, quality of life, and other socioeconomic indicators.

Staffing Pattern




6-digit Occupation	Empl	Avg Ann Wages	Annual Demand
Retail Salespersons	2,235	\$30,100	370
Customer Service Representatives	1,490	\$40,000	225
Cashiers	1,239	\$26,400	251
Stockers and Order Fillers	1,116	\$32,400	220
First-Line Supervisors of Retail Sales Workers	857	\$49,400	94
General and Operations Managers	723	\$146,400	78
Software Developers	490	\$123,600	50
Loan Officers	462	\$82,200	43
First-Line Supervisors of Office and Administrative Support Workers	450	\$63,700	50
Accountants and Auditors	432	\$92,800	45
Remaining Component Occupations	12,097	\$66,900	1,416
Total	21,591		

 The mix of occupations points to the ability of a region to support an industry and its flexibility to adapt to future demand. Industry wages are a component of the cost of labor for regional employers.

Employment Distribution by Type

The table below shows the employment mix by ownership type for York County - Business Professional Services for York County, South Carolina. Four of these ownership types — federal, state, and local government and the private sector — together constitute “Covered Employment” (employment covered by the Unemployment Insurance programs of the United States and reported via the Quarterly Census of Employment and Wages).

“Self-Employment” refers to unincorporated self-employment and represents workers whose primary job is self-employment (that is, these data do not include workers whose primary job is a wage-and-salary position that is supplemented with self-employment).



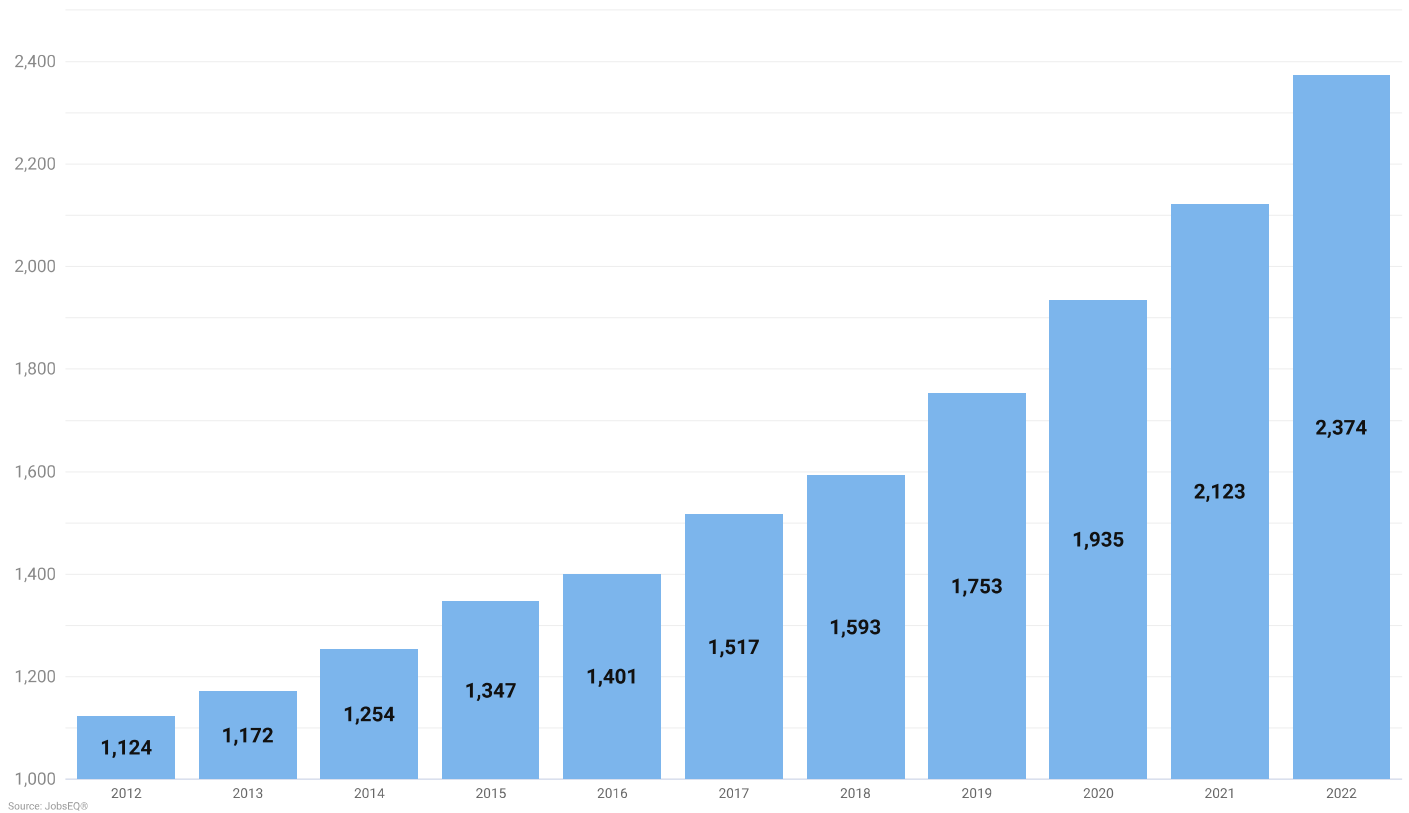
	Empl	%
Private	20,058	92.7%
Self-Employment	1,579	7.3%
Local Government	0	0.0%
State Government	0	0.0%
Other Non-Covered	0	0.0%


Source: JobsEQ®

 Strong entrepreneurial activity is indicative of growing industries. Using self-employment as a proxy for entrepreneurs, a higher share of self-employed individuals within a regional industry points to future growth.

Establishments

In 2022, there were 2,374 York County - Business Professional Services establishments in York County, South Carolina (per covered employment establishment counts), an increase from 1,124 establishments ten years earlier in 2012.

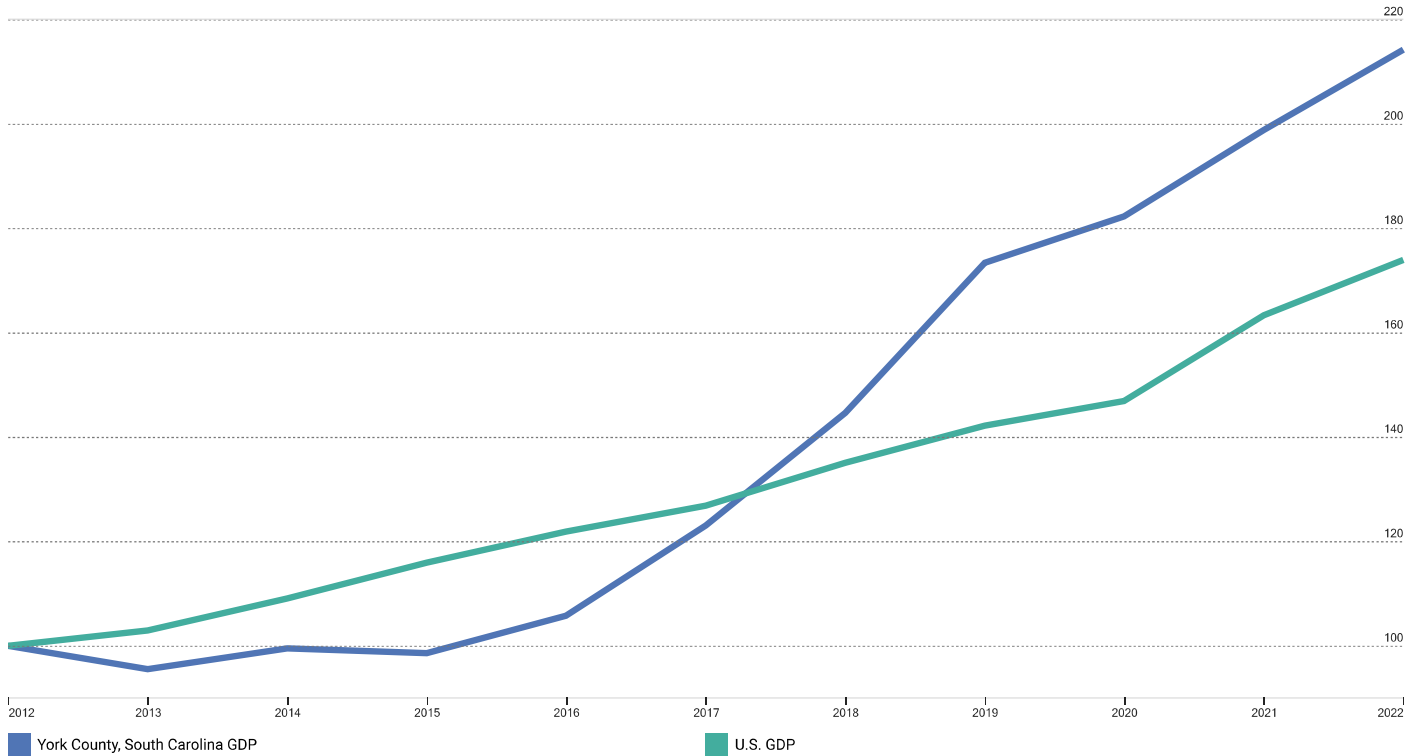


 New business formations are an important source of job creation in a regional economy, spurring innovation and competition, and driving productivity growth. Establishment data can provide an indicator of growth in businesses by counting each single location (such as a factory or a store) where business activity takes place, and with at least one employee.

GDP & Productivity

In 2022, York County - Business Professional Services produced \$3.3 billion in GDP for York County, South Carolina.

GDP: Indexed 2012 = 100



22.1 %

Industry Share of Total GDP /
23.5 % in the nation



7.9 % ↑

Avg Ann % Change Last 10 Yrs /
5.7 % in the nation



\$224k

Output per Worker /
\$334k in the nation




💡 Gross domestic product (GDP) is the most comprehensive measure of regional economic activity, and an industry's contribution to GDP is an important indicator of regional industry strength. It is a measure of total value-added to a regional economy in the form of labor income, proprietor's income, and business profits, among others. GDP values shown on this page are nominal GDP data.

💡 Growth in productivity (output per worker) leads to increases in wealth and higher average standards of living in a region.

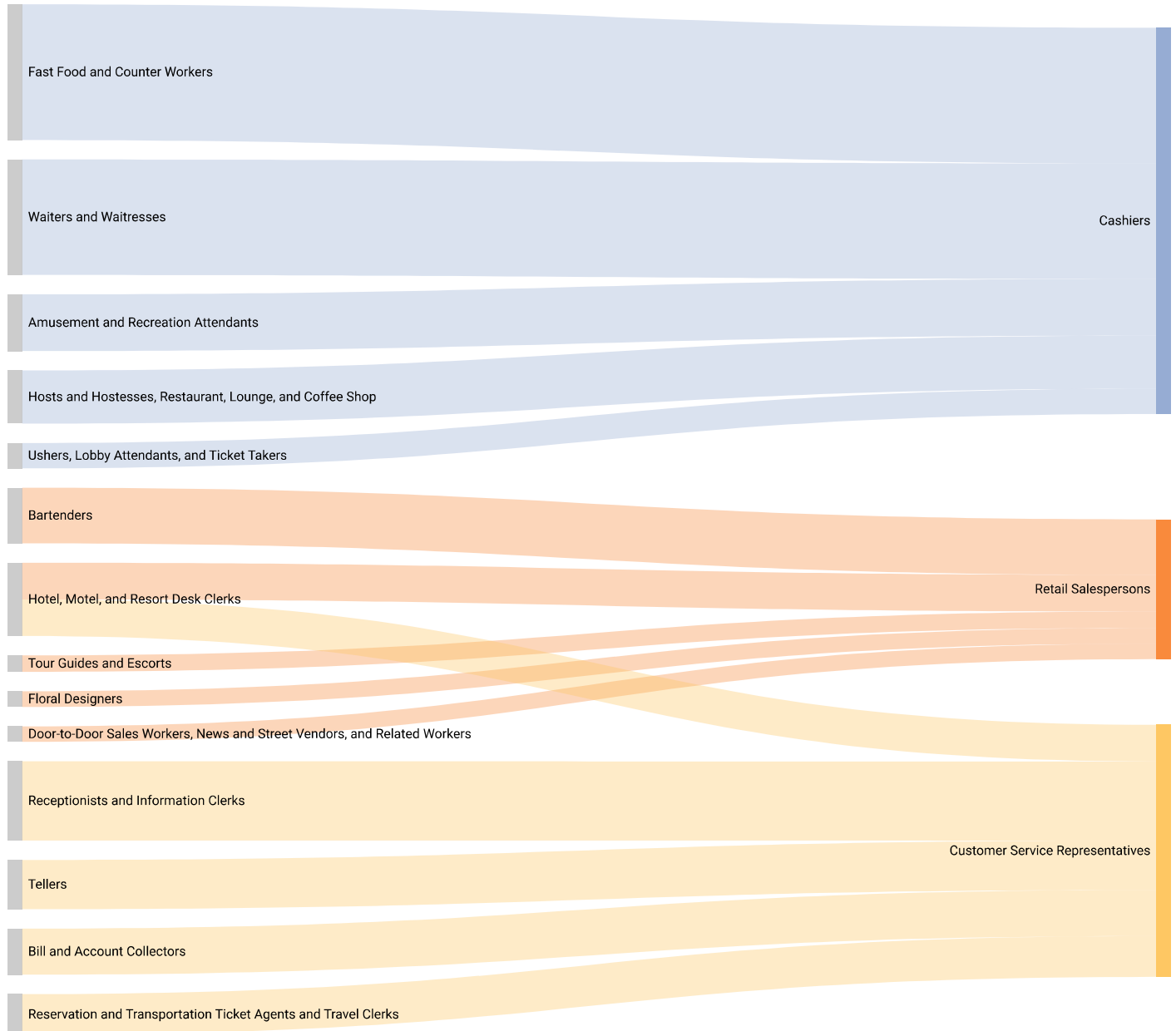
Supply Chain: Top Suppliers


As of 2023Q3, York County - Business Professional Services in York County, South Carolina are estimated to make \$2.0 billion in annual purchases from suppliers in the United States with about 47% or \$0.9 billion of these purchases being made from businesses located in York County, South Carolina.

6-digit Supplier Industries	Purchases from In-Region (\$M)	Purchases from Out-of-Region (\$M)
Residential Property Managers	\$38.1	\$59.2
Insurance Agencies and Brokerages	\$48.8	\$43.6
Offices of Real Estate Agents and Brokers	\$47.8	\$34.0
Wired Telecommunications Carriers	\$49.4	\$26.0
Temporary Help Services	\$44.2	\$14.0
Remaining Supplier Industries	\$719.0	\$901.2
Total	\$947.2	\$1,077.9

 Supplier-buyer networks can indicate local linkages between industries, regional capacity to support growth in an industry, and potential leakage of sales out of the region.

Sector Strategy Pathways





 The graphics on this page illustrate relationships and potential movement (from left to right) between occupations that share similar skill sets. Developing career pathways as a strategy promotes industry employment growth and workforce engagement.

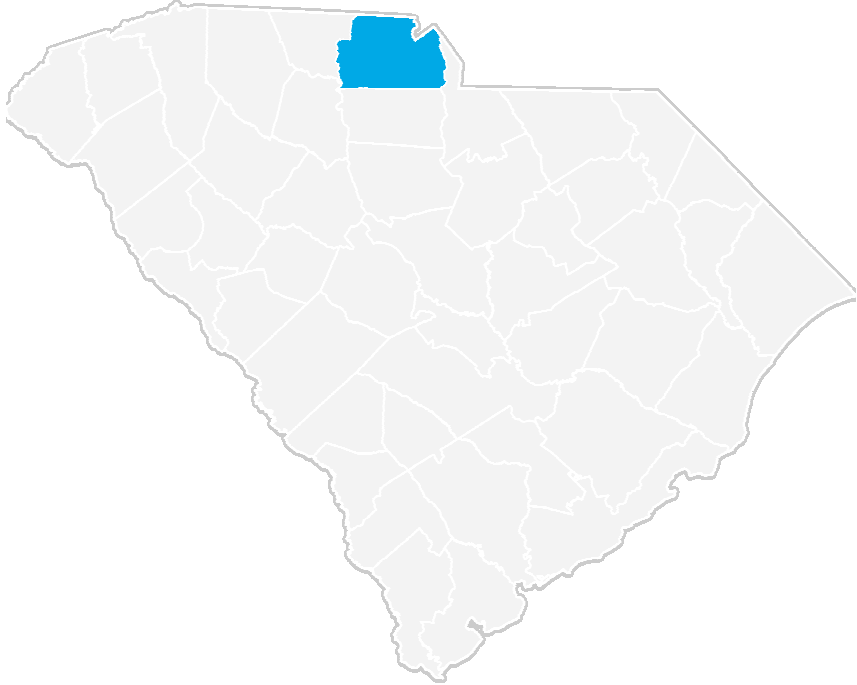
Postsecondary Programs Linked to York County - Business Professional Services

Program	Awards
Kenneth Shuler School of Cosmetology-Rock Hill	
Aesthetician/Esthetician and Skin Care Specialist	113
Winthrop University	
Business Administration and Management, General	209
Computer and Information Sciences, General	11
Drama and Dramatics/Theatre Arts, General	34
E-Commerce/Electronic Commerce	13
Educational/Instructional Technology	24
Mass Communication/Media Studies	26
York Technical College	
Accounting	39
Data Processing and Data Processing Technology/Technician	70
Lineworker	28

Source: [JobsEQ®](#)

-  The number of graduates from postsecondary programs in the region identifies the pipeline of future workers as well as the training capacity to support industry demand.
-  Among postsecondary programs at schools located in York County, South Carolina, the sampling above identifies those most linked to occupations relevant to York County - Business Professional Services. For a complete list see JobsEQ®, <http://www.chmuraecon.com/jobseq>

York County, South Carolina Regional Map



Data Notes

- Industry employment and wages (including total regional employment and wages) are as of 2023Q3 and are based upon BLS QCEW data, imputed by Chmura where necessary, and supplemented by additional sources including Census ZBP data. Employment forecasts are modeled by Chmura and are consistent with BLS national-level 10-year forecasts.
- Occupation employment is as of 2023Q3 and is based on industry employment and local staffing patterns calculated by Chmura and utilizing BLS OEWS data. Wages by occupation are as of 2023, utilizing BLS OEWS data and imputed by Chmura.
- GDP is derived from BEA data and imputations by Chmura. Productivity (output per worker) is calculated by Chmura using industry employment and wages as well as GDP and BLS output data. Supply chain modeling including purchases by industry are developed by Chmura.
- Postsecondary awards are per the NCES and are for the 2021-2022 academic year.
- Establishment counts are per the BLS QCEW data.
- Figures may not sum due to rounding.

Industry Definition

York County - Business Professional Services is defined as the following NAICS industries:

Code	Description
441227	Motorcycle, ATV, and All Other Motor Vehicle Dealers
441330	Automotive Parts and Accessories Retailers
441340	Tire Dealers
444140	Hardware Retailers
444180	Other Building Material Dealers
444230	Outdoor Power Equipment Retailers
444240	Nursery, Garden Center, and Farm Supply Retailers
445131	Convenience Retailers
445240	Meat Retailers
445250	Fish and Seafood Retailers
445298	All Other Specialty Food Retailers
445320	Beer, Wine, and Liquor Retailers
449110	Furniture Retailers
449121	Floor Covering Retailers
449122	Window Treatment Retailers
449129	All Other Home Furnishings Retailers
449210	Electronics and Appliance Retailers
455110	Department Stores
455211	Warehouse Clubs and Supercenters
455219	All Other General Merchandise Retailers
456110	Pharmacies and Drug Retailers
456120	Cosmetics, Beauty Supplies, and Perfume Retailers
456130	Optical Goods Retailers
456191	Food (Health) Supplement Retailers
456199	All Other Health and Personal Care Retailers
458110	Clothing and Clothing Accessories Retailers
458210	Shoe Retailers
458310	Jewelry Retailers
458320	Luggage and Leather Goods Retailers
459110	Sporting Goods Retailers
459120	Hobby, Toy, and Game Retailers
459130	Sewing, Needlework, and Piece Goods Retailers
459140	Musical Instrument and Supplies Retailers
459210	Book Retailers and News Dealers
459310	Florists
459410	Office Supplies and Stationery Retailers
459420	Gift, Novelty, and Souvenir Retailers
459510	Used Merchandise Retailers
459910	Pet and Pet Supplies Retailers
459920	Art Dealers
459991	Tobacco, Electronic Cigarette, and Other Smoking Supplies Retailers
459999	All Other Miscellaneous Retailers
513110	Newspaper Publishers
513120	Periodical Publishers
513130	Book Publishers
513140	Directory and Mailing List Publishers
513191	Greeting Card Publishers

York County - Business Professional Services is defined as the following NAICS industries:

Code	Description
513199	All Other Publishers
513210	Software Publishers
516210	Media Streaming Distribution Services, Social Networks, and Other Media Networks and Content Providers
517111	Wired Telecommunications Carriers
517112	Wireless Telecommunications Carriers (except Satellite)
517121	Telecommunications Resellers
517122	Agents for Wireless Telecommunications Services
517410	Satellite Telecommunications
517810	All Other Telecommunications
518210	Computing Infrastructure Providers, Data Processing, Web Hosting, and Related Services
519290	Web Search Portals and All Other Information Services
522110	Commercial Banking
522210	Credit Card Issuing
522220	Sales Financing
522291	Consumer Lending
522292	Real Estate Credit
522299	International, Secondary Market, and All Other Nondepository Credit Intermediation
522310	Mortgage and Nonmortgage Loan Brokers
522320	Financial Transactions Processing, Reserve, and Clearinghouse Activities
522390	Other Activities Related to Credit Intermediation
523150	Investment Banking and Securities Intermediation
523160	Commodity Contracts Intermediation
523210	Securities and Commodity Exchanges
523910	Miscellaneous Intermediation
523940	Portfolio Management and Investment Advice
523991	Trust, Fiduciary, and Custody Activities
523999	Miscellaneous Financial Investment Activities
524113	Direct Life Insurance Carriers
524114	Direct Health and Medical Insurance Carriers
524126	Direct Property and Casualty Insurance Carriers
524127	Direct Title Insurance Carriers
524128	Other Direct Insurance (except Life, Health, and Medical) Carriers
524130	Reinsurance Carriers
524210	Insurance Agencies and Brokerages
524291	Claims Adjusting
524292	Pharmacy Benefit Management and Other Third Party Administration of Insurance and Pension Funds
524298	All Other Insurance Related Activities
525110	Pension Funds
525120	Health and Welfare Funds
525190	Other Insurance Funds
525910	Open-End Investment Funds
525920	Trusts, Estates, and Agency Accounts
525990	Other Financial Vehicles
532420	Office Machinery and Equipment Rental and Leasing
541211	Offices of Certified Public Accountants
541213	Tax Preparation Services
541214	Payroll Services
541219	Other Accounting Services
541511	Custom Computer Programming Services

York County - Business Professional Services is defined as the following NAICS industries:

Code	Description
541512	Computer Systems Design Services
541513	Computer Facilities Management Services
541519	Other Computer Related Services
541611	Administrative Management and General Management Consulting Services
541612	Human Resources Consulting Services
541613	Marketing Consulting Services
541614	Process, Physical Distribution, and Logistics Consulting Services
541618	Other Management Consulting Services
541810	Advertising Agencies
541820	Public Relations Agencies
541830	Media Buying Agencies
541840	Media Representatives
541850	Indoor and Outdoor Display Advertising
541860	Direct Mail Advertising
541870	Advertising Material Distribution Services
541890	Other Services Related to Advertising
541910	Marketing Research and Public Opinion Polling
541930	Translation and Interpretation Services
541990	All Other Professional, Scientific, and Technical Services
551111	Offices of Bank Holding Companies
551112	Offices of Other Holding Companies
551114	Corporate, Subsidiary, and Regional Managing Offices
561110	Office Administrative Services
561210	Facilities Support Services
561311	Employment Placement Agencies
561312	Executive Search Services
561330	Professional Employer Organizations
561410	Document Preparation Services
561421	Telephone Answering Services
561422	Telemarketing Bureaus and Other Contact Centers
561431	Private Mail Centers
561440	Collection Agencies
561450	Credit Bureaus
561499	All Other Business Support Services
813910	Business Associations
813920	Professional Organizations
813930	Labor Unions and Similar Labor Organizations

FAQ

What is (LQ) location quotient?

Location quotient is a measurement of concentration in comparison to the nation. An LQ of 1.00 indicates a region has the same concentration of an industry (or occupation) as the nation. An LQ of 2.00 would mean the region has twice the expected employment compared to the nation and an LQ of 0.50 would mean the region has half the expected employment in comparison to the nation.

What is annual demand?

Annual demand is a of the sum of the annual projected growth demand and separation demand. Separation demand is the number of jobs required due to separations—labor force exits (including retirements) and turnover resulting from workers moving from one occupation into another. Note that separation demand does not include all turnover—it does not include when workers stay in the same occupation but switch employers. Growth demand is the increase or decrease of jobs expected due to expansion or contraction of the overall number of jobs.

What is the difference between industry wages and occupation wages?

Industry wages and occupation wages are estimated via separate data sets, often the time periods being reported do not align, and wages are defined slightly differently in the two systems (for example, certain bonuses are included in the industry wages but not the occupation wages). It is therefore common that estimates of the average industry wages and average occupation wages in a region do not match exactly.